

Average carbon footprint per attendee (kg of CO2e)

2023

89kg

Total carbon footprint of the entire company (kg of CO2e)

2023

149,638kg

In 2023 the carbon footprint per attendee was equal to:



sqm of sea ice melted

0.3



Tequila shots

1,185



Miles in a medium petrol car

299



Bananas shipped from Latin America

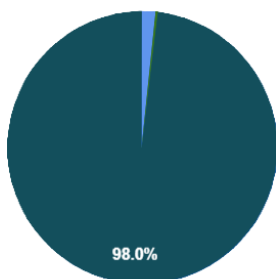
808



Flights from London to New York

0.1

Emissions breakdown (kg of CO2e) in 2023



- Scope 1
- Scope 2
- Scope 3

Each year, as a business, we will measure our carbon footprint and use the results to pinpoint strategies to help us reduce our footprint further. As new methodologies, targets and regulation come online, we will learn and adapt our plan.

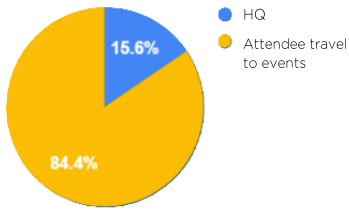
Scope 1 & 2 Performance

2023

149,638kg

Breakdown of total emissions

2023

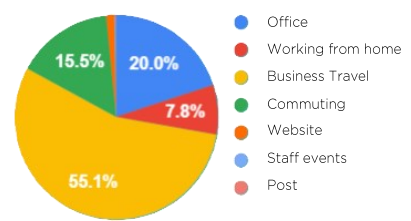


Total

149,668kg

Breakdown of HQ emissions

2023

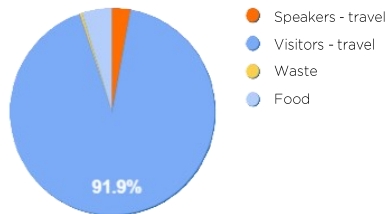


Total

20,646kg

Breakdown of event emissions

2023



Total

129,022kg