



EPC

ENERGY PROJECTS
CONFERENCE & EXPO

NA 2026

16-17 June, 2026 · George R Brown Convention Center, Houston

EXHIBITOR KIT

RULES & REGULATIONS

www.epcshow.com | [#epcshow](https://twitter.com/epcshow)

EXHIBITOR CHECKLIST

Deadline	Task	Completed
Monday, February 2nd	Review your stand size and location (page 4)	
	Register your team attending the show (page 8)	
Monday, March 2nd	Discuss custom branded stands with the AEX team (optional)	
Monday, March 23	Build your company profile on the meeting concierge platform (page 7)	
Wednesday, April 1st	Place your orders for:	
	Carpet (mandatory) - (page 5)	
	Booth furniture (page 5)	
	Booth power and internet (page 6)	
	Food & beverage and catering services	
Wednesday, April 22nd	Meeting diaries go live (Page 9)	
Monday, May 18th	Submit your permission to exhibit form - mandatory for all stands. You will not be able to exhibit without completing this form. (Page 4)	
	Submit the Risk Assessment Form (Page 14)	
	Exhibitors to submit their Insurance Form (Page 20)	
Sunday, June 14th	Exhibition build - by appointment only	
Monday, June 15th	Exhibition build - all exhibitors	

GENERAL EVENT INFORMATION

Date	Time	Comments
BUILD		
Sunday 14 June 2026	N/A	By pre-approved appointment only
Monday 15 June 2026	8:00am – 8:00pm	
SHOW DAYS		
Tuesday 16 June 2026	Exhibitors: 7:00am – 8:00pm Delegates: 8:00am – 7:00pm Visitors: 9:00am – 7:00pm	
Wednesday 17 June 2026	Exhibitors: 7:00am – 5:00pm Delegates: 8:00am – 5:00pm Visitors: 9:00am – 5:00pm	
BREAKDOWN & MOVE OUT		
Wednesday 17 June 2026	5:00pm onwards	Dismantle of booths cannot begin until the aisle carpet has been lifted
Thursday 18 June 2026	8:00am – 2:00pm	

OFFICIAL SERVICE CONTRACTOR

AEX Convention Services
Order through the [official portal](#) or via [email](#).

VENUE

George R. Brown Convention Center
1001 Avenida De Las Americas, Houston, Texas 77010
Parking & venue information - [click here](#)

The following rules and guidelines specify what an Exhibitor can and cannot do with their booth space.

These rules and guidelines are based on the Exhibit Hall's physical characteristics, the intent to be equally fair to all Exhibitors, and the safety of all concerned. Please review these rules and plan your display accordingly as variances will not be granted prior to the show or on-site.

All booths must submit proper documentation for review to receive **Permission to Exhibit. (Page 4)**

BADGES AND REGISTRATION

For Badges and registration information please [click here](#).



DISCOUNTED HOTEL ROOMS

EPC Show has partnered with several hotels around the GRB.

BOOK YOUR HOTEL ROOM HERE

Please note that Houston's hotel capacity will be limited due to the FIFA World Cup taking place in June. Therefore, we strongly recommend securing rooms for your team as soon as possible. Once the discounted blocks are filled, we will not be able to offer additional rooms.

Additionally, please remember to book your travel dates considering the move-in and move-out times. Breaking down earlier than permitted will result in a \$500 penalty.

PLEASE CHECK THE FLOOR PLAN FOR YOUR STAND SIZE AND STAND NUMBER - [CLICK HERE](#)

APPROVAL OF STAND AND BOOTH DESIGNS

Show management approval is required for **all stands**. Plans should be submitted for approval no later than Monday, May 18.

To submit your plans and designs use the form below.


[FORM LINK - CLICK HERE](#)

Should you have any questions regarding the form or your stand space, please contact the Operations Team on EPC_Ops@easyfairs.com for further assistance.

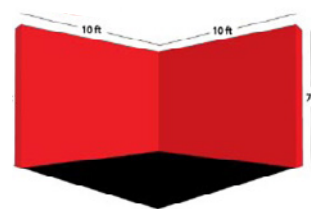
	10x10	20x10	20x20	20x30	40x20
Stand width	10'	20'	20'	20'	40'
Stand depth	10'	10'	20'	30'	20'
Maximum height	8'	8'	20'	20'	20'
Side walls allowed <i>Any banner/object/structure that would cover the adjacent stands is considered as a side wall</i>	✗	Yes	Yes	Yes	Yes
Scaffoldings, structures, large vehicles or equipment placement*	✗	✓	✓	✓	✓
Maximum weight	1,000lbs per square foot - weight evenly distributed.				
Hanging signs and rigging <i>Must be rigged by authorized provider</i>	✗	✗	✓	✓	✓
Carpet required	✓	✓	✓	✓	✓
Furniture included	✗	✗	✗	✗	✗
Power included	✗	✗	✗	✗	✗

Examples for 10x10 spaces

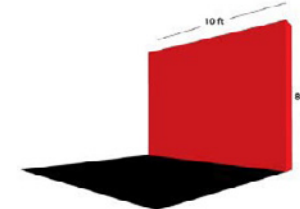
*(note maximum height restriction) - must obtain permission to build



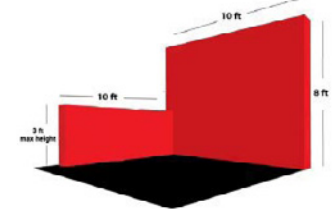
✗ This backwall is too tall (no sidewall is just fine)



✗ This backwall is too short Side wall is not permitted



✓ This backwall is just right (no sidewall is just fine)



✓ This backwall is just right This sidewall is just right

PROVIDED BOOTH EQUIPMENT

Each 10'x10' AND 20'x10' booth includes:

- 8'H Draped backwall
- 3'H Draped sidewall
- (1) Exhibitor ID Sign

Any booth 20'x20' or larger will ONLY include booth space.

CARPET

Exhibit hall is not carpeted. Flooring is mandatory as per show management requirements.

Aisle carpet colour: **TUXEDO**

To place your order for carpet and booth furniture, please visit the AEX Convention Services page


[CLICK HERE](#)

AEX CONVENTION SERVICES PORTAL

You can use an existing account or create a new one.

[Register Now](#)

[Login](#)



ELECTRICS

- Booths do not come with electrics. This must be ordered separately with the venue:

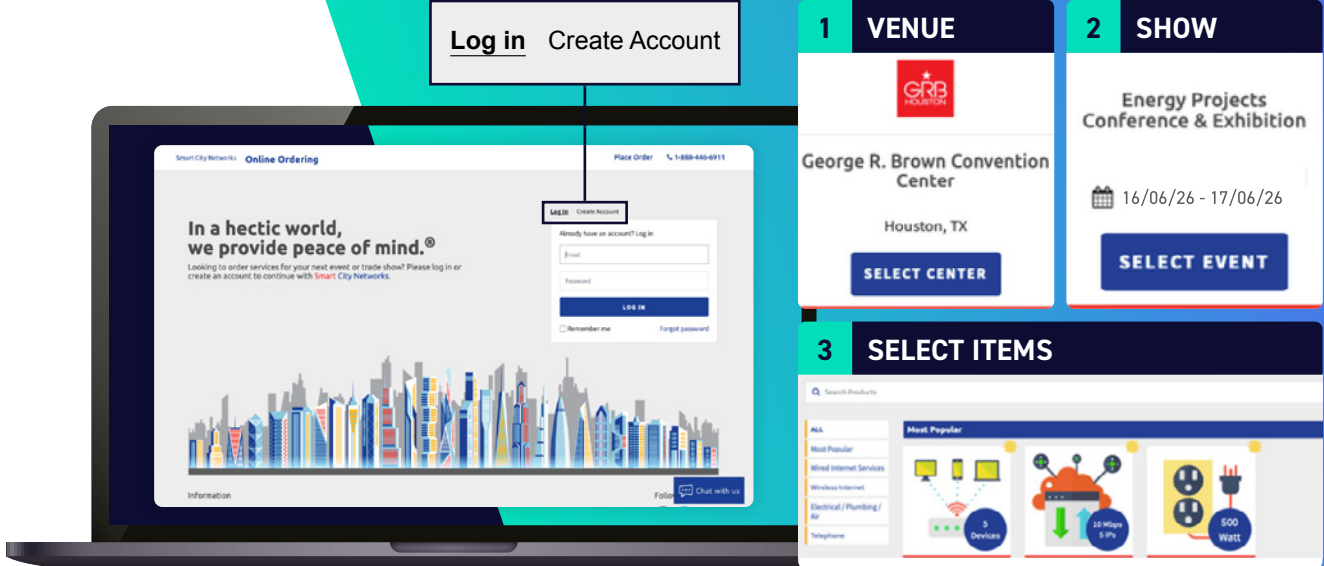
[PLACE ORDERS ONLINE - CLICK HERE](#)

- Smart City Customer Service: 888-446-6911
- GRB Smart City Office: 713-853-8900

The venue has wi-fi available for web browsing and emails, however if your stand requires dedicated internet to run demos or videos you need to order your own line.

Use your existing account or create a new one by selecting '**create account**' on the home page.

Once you are logged in, please select your **venue and show** and place items you wish to purchase in your basket for checkout.



Log in **Create Account**

1 VENUE
George R. Brown Convention Center
Houston, TX
SELECT CENTER

2 SHOW
Energy Projects Conference & Exhibition
16/06/26 - 17/06/26
SELECT EVENT

3 SELECT ITEMS

Prices shown on the website are discounted rates and valid for orders placed before May 23, 2026

FOOD & BEVERAGE

Enhance your stand with food and beverage offerings. To access the full menu and order forms, please click [here](#).

Please note all catering services must be ordered through the venue. Any displays and/or food items brought in from outside vendors will be removed.

www.epcshow.com | [#epcshow](https://twitter.com/epcshow)



SHIPPING

The GRB Convention Center does not receive or store exhibitor freight. All exhibitor materials entering the facility must be handled through AEX Convention Services and must arrive during advance warehouse receiving dates or direct to show site during exhibitor move-in hours. For more information and to place an order [click here](#).



ADVANCE SHIPMENTS

Energy Projects Conference & Expo 2026
c/o AEX Convention Services
Exhibiting Company Name / Booth Number
4610 S Sam Houston Pkwy, W Suite 520
Houston, TX 77053



DIRECT SHIPMENTS

George R. Brown Convention Center
Energy Projects Conference & Expo 2026
Exhibiting Company Name / Booth Number
c/o AEX Convention Services
1001 Avenida De Las Americas
Houston, Texas 77010



Additional Advance Shipment Information

Shipments should arrive between Monday, May 11, 2026 and Wednesday, June 10, 2026.

Please print the advance shipment labels by clicking on Material Handling & Shipping in the submenu bar.

For more information and to place an order [click here](#).

Advance Warehouse receiving hours are Mon. - Fri.: 9:00AM to 3:00PM.

Freight received at the Advance Warehouse after the published deadline will be charged an additional 50% per cwt surcharge.

Additional Direct Shipment Information

Direct shipments will be accepted at the GRB on: Sunday, June 14, 2026 between 12PM-4:30PM & Monday, June 15, 2026 between 8AM-8PM.

FULL ACCESS PASSES

Your package includes a number of full access passes. These passes will give access to all areas such as expo floor, lounges, lunch and sessions as well as the pre-event matchmaking concierge service. Please ensure you use the full access passes for the team members who will be participating in meetings rather than the staff who will only manage your stand.

To register for the full access passes,

Please follow this [link](#), input your company details and the following event code:CEB10E55C003. If you have any questions about the portal please contact the team on EPC_Ops@easyfairs.com.

You won't need to register as a participant if you are only attending the setup/move out days.

ADDITIONAL PASSES

If you require further passes you can purchase these using the link below.

FULL ACCESS PASS

\$1,495 PER PERSON UNTIL MAY 1ST.
AFTER THIS DATE THE PRICE WILL BE \$2,095

This pass will give access to all aspects of the event (expo floor, sessions, lounges, lunch etc.) as well as the meeting concierge service to allow you to participate in meetings.

Register your Owner/Operator and EPC customers for free as your guests.

As an exhibitor / sponsor you are able to offer up to 10 free full access passes to your owner / operator and EPC customers to attend the full event as your guests.

Submit their registrations to EPC_Ops@easyfairs.com - providing their full name, work email, company, job title, phone number.

**Eligibility Criteria - Owner / Operator & EPC passes are only open to current employees of owner / operator companies. Examples of these companies include: Cheniere, Shell, ExxonMobil, Total Energies, Venture Global LNG, Lyondellbasell, Phillips 66, Chevron Phillips Chemical, Kinder Morgan, Targa Resources, Methanex, Sasol, Sabic, Semptra Infrastructure, Dow Chemical, BASF, Commonwealth LNG, Tellurian Inc, Woodside Energy etc. EPC companies include Bechtel, McDermott, KBR, Worley, Kiewit, Fluor. The person invited must be in a non commercial role to be eligible for this pass.*

All free passes are verified and confirmed by our team before approval. We reserve the right to refuse any passes if they do not meet the criteria above.

MATCHMAKING CONCIERGE SERVICE

As an exhibitor you have access to our EPC matchmaking service – a dedicated concierge service designed to maximise your ROI.

KEY DATES AND MILESTONES TO MAKE THE MOST OF THE MATCHMAKING SERVICE:



MONDAY, MARCH 23

You will receive your administrator invite to build your company's online profile.



MONDAY, APRIL 20

Drop-in webinar session to demonstrate the meeting platform and how the concierge service works. Webinar link will be sent out closer to the date.



WEDNESDAY, APRIL 22

Meeting diaries will go live, and individual invitations will be sent to all attendees to create their user profiles.



APRIL 22 ONWARDS

The concierge team will contact you via email and phone to curate the best possible meeting diary for your team.



Please note only exhibitors who have fully registered will gain access to the platform. To ensure your team is registered, please follow the instructions on [page 8](#).

AISLES & GANGWAYS:

- All stand contractors / exhibitors must ensure that all aisles/gangways surrounding the stand are not blocked during **build up, show days and break down**.
- EPC aisles run vertically; all inline exhibits should be oriented to face the vertical aisles unless specified otherwise by show management in an exceptional arrangement of booths.
- No sign, decorative materials, decorative lighting, furniture etc. may protrude into the aisles or encroach upon neighbouring booths. No obstruction may be placed in any aisle, passageways, lobby, or exit leading to any fire exists or extinguishing appliances.
- Demonstration areas must be confined within the exhibit space so as not to interfere with any traffic in the aisles. Aisles may not be obstructed at any time.
- No part of any stand or exhibit, including fascia, signs, lighting, corner posts, floral or other fittings shall protrude into or overhang any aisle/gangway or encroach upon neighbouring booths and should not obscure any fire or exit signs. Additionally, any display or other items suspended from the ceiling or attached to the stand must not project over the front of space taken by another exhibitor.
- In addition, storage behind stands specially perimeter stands is strictly forbidden. Any items (including stand materials) left behind stands will be disposed of immediately during the daily master cleaning.

CLEANING:

- Cleaning is not provided for booths.
- If you require cleaning you can purchase this by [clicking here](#) or email [here](#).

COMPANY NAME & STAND NUMBER:

- Nameboards are not supplied on space only stands.
- Stand numbers are highly recommended to ensure visitors and delegates are able to navigate the event and find your stand. This is not mandatory.

EXHIBITS, DISPLAYS, ALCOHOL GIVEAWAYS, ROBOTS AND HEAVY MACHINERY/EQUIPMENT:

- All Exhibits, displays (items larger than you can easily carry or hold) and heavy machinery or equipment must be approved by the EPC Operations team.
- If you have giveaways that are alcohol, this cannot be physically placed on your stand. An image of the alcohol can be displayed only. Any alcohol bottles displayed on the stands will be removed by the venue.
- Exhibitors who intend to display a vehicle must obtain approval from the EPC Operations team.
- You must get approval from the EPC Operations team if you plan to bring a robot into your exhibit space. An additional certificate of insurance may be required.

Submit your permission to build and/or display machinery, vehicles and large goods [here](#).

FIRE HOSE CABINETS AND FIRE EXTINGUISHERS:

- Please note that ALL Fire Hose Cabinets and Fire Extinguishers MUST BE KEPT VISIBLE AND CLEAR WITH A 3 ft CLEARANCE. Fire Extinguishers MAY NOT BE REMOVED OR RELOCATED. Fire hose cabinets and fire extinguishers are located on certain columns on the trade show floor.

FLOOR COVERING:

- Carpet/Flooring is not provided for any booths.
- Exhibitors must rent flooring through AEX or bring it themselves.
 - Flooring not ordered through AEX must be removed before the end of move-out hours, or the Exhibitor will face disposal charges. All flooring must meet current Houston Fire Regulations.
- Booth vacuuming is not included with the rental of carpeting from AEX. It must be ordered separately through George Brown Convention Center.
- There will be a \$1275 charge for any flooring that is left behind and not removed from the space
- If flooring is ordered through AEX they will take care of removing this on your behalf.

HANGING SIGNS AND RIGGING:

- A 20x20 or larger booth can have a Hanging Sign or Rigging.
- The maximum distance of the TOP of Hanging Signs or Rigging can be from the floor is 18 ft.
- Exhibitors or their EACs cannot hang or rig their own signs
- Hanging Signs and Rigging must be hung 5 ft away from any shared wall, and all rigging onsite must be carried out by AEX and Venue exclusively.
 - Place your rigging order with AEX [here](#).
- All rigging must be approved as part of your Permission to exhibit submission.
- Complex rigging will require structural engineer sign off.
- All cost associated with this is the responsibility of the exhibitor.

HEIGHT RESTRICTIONS & WALLING:

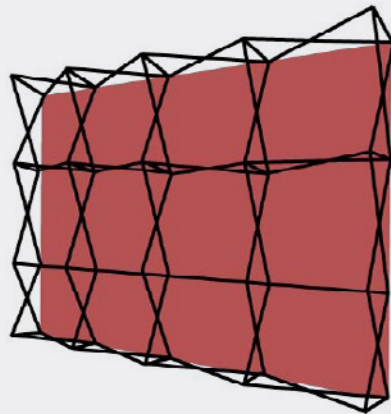
- EPC utilizes the standard **IAEE Line of Sight** rule for all “space only” in-line booths.
- Booths ranging from 100 to 200 sq. ft. must have exactly 8 ft backwall height. **No exceptions!**
- Finished backwalls are compulsory for all In-Line and Peninsula Booths; additionally, pipe and drape are prohibited for backwalls or sidewalls.
- Sidewall options for booths ranging from 100 to 200 sq. ft. include:
 - None
 - Maximum height of 4 ft for any 10 ft length

EXPOSED AREAS MUST BE FINISHED:

- Backwalls, sidewalls, and other display areas must be finished with no exposed surfaces or graphics facing into another booth.
- Back of backwalls must be dressed neatly in plain white or black with no cables on show
- Pop-up booths with an accordion structure must be covered with plain white or black fabric.
- Backwalls or displays cannot be see-through or too short to cover the back wall entirely.

- Booths cannot use pipe and drape as a backwall or sidewall.
- After **6:00 pm on Monday 15 June 2026**, any part of a booth with unfinished side or backwalls will be finished by Show Management at the expense of the Exhibitor.
- There can be NO storage of any kind behind backwalls, please account for a storage space in your booth design to house any giveaways or items you will need during the show**
- Empty boxes that will need to be used for load out need to be tagged for AEX to remove and bring back for move out. This needs to be pre booked with AEX.**

This backwall has unsightly exposed structures. Backwalls like this must be properly covered with additional fabric (or other materials) so the frame is not visible.



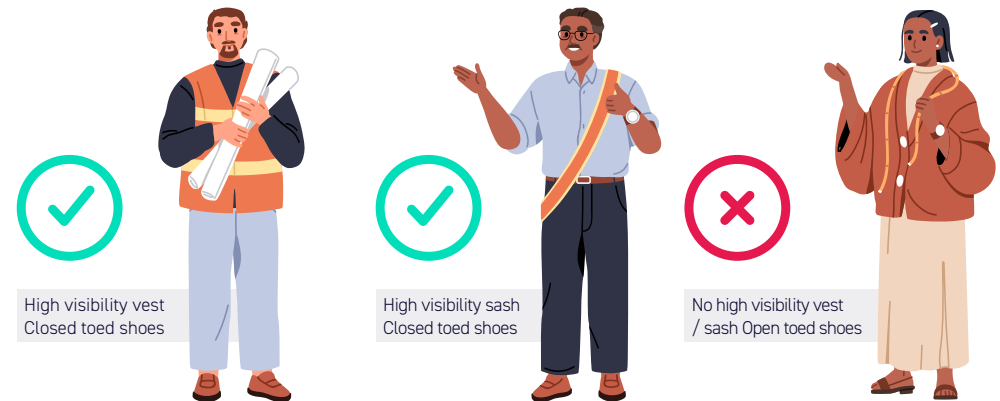
HEALTH & SAFETY:

- All Exhibitor personnel must wear closed-toe shoes and high visibility vests or sashes for safety during move in and move out.
- Entry to the Exhibit Halls will be denied to individuals without proper Personal Protective Equipment

(PPE) during move in and move out. No exceptions! Don't ship your PPE with your booth materials.

- PPE will not be provided for you. Bring your own high visibility vest or sash to the Exhibit Hall entrance.
- If your feet will be 6 ft or higher off the show floor or you will be below someone 6 ft or higher from the ground, you need a hard hat with a chin strap.

- If work is being done above the area you are working in, you must wear a hard hat with a chin strap.
- Be aware of your surroundings. You are in an active work area with changing conditions during move in and move out. Pay attention. Look for obstacles, machinery and equipment that are in use.
- Use a ladder, not a chair. Standing on chairs, tables and other rental furniture is unsafe and can cause injury to you or to others. These objects are not designed to support your standing weight.
- To prevent electrical shocks, falling items and damage to materials, do not attach items or equipment to any drapes or metal framework in your booth. This can cause serious injury or damage to materials.



INSPECTION DEADLINE:

- Any booth not occupied by **6:00 pm Monday 15 June 2026** will be presumed abandoned. If there is freight in the booth and Show Management believes the Exhibitor will be arriving late, the General Contractor will set up the display to the best of their ability with the information available. If there is no freight in the booth and/or Show Management believes the Exhibitor will not participate in the show, the booth will be reassigned. *Exhibitors arriving after this time will be given space available and may incur additional costs.* **ALL BOOTHS MUST BE COMPLETELY SET BY 8:00 pm Monday 15th June 2026.** Absolutely no shipment, equipment or material may be brought onto the show floor during show hours.

HOT WORKS:

- Hot Works are not permitted at the EPC Event.


LABOURERS/HELPERS:

- If you require labourer or help on your stand, you can book this in advance with AEX.

LIGHTING:

- All lighting within the exhibit space must be arranged and operated so as not to be distracting to adjacent Exhibitors. Any truss lighting must be over the exhibiting booth only. It cannot be over neighbouring booths or aisles.
- All exposed wires (specifically those installed by the Exhibitor or EAC) must be neatly taped or tucked away.

These wires are messy and need to either be hidden inside the backwall or neatly taped down



SUSPENSIONS:

- All Exhibitor personnel must wear closed-toe shoes and high visibility vests or sashes for safety during move in and move out.
- Suspensions are allowed from the venues ceiling rigging points; however it is not permitted to suspend or support the exhibition stand from the venue ceiling.

Suspensions from the venue's ceiling must not be connected to the exhibition stand, floor or any other part of the venue hall in any way. There should be a gap of 20mm between the hanging structure and the stand, a meter gap should also be maintained between the venue ceiling and the hanging structure.

- For further information regarding suspensions please contact AEX Convention services.

VENUE INFRASTRUCTURE:

- Nothing may be posted, tacked, nailed, or screwed to columns, walls, floors, or other parts of the building. Any damage or defacement caused by infractions of this rule will be remedied by Show Management at the expense of the rule-breaking Exhibitor.

GOOD TASTE AND THE RIGHTS OF OTHERS:

- Show Management may require any Exhibitor to make changes in their booth or exhibit if, in Show Management's opinion, the booth or exhibit does not conform to prevailing standards.

CONTACT US

OPERATIONS:

Ella Bailey

Operations Manager

Email: ella.bailey@easyfairs.com

Tel: [+44 \(0\) 20 3196 4425](tel:+44(0)2031964425)

Operations Team

Exhibitor Queries

Email: EPC_Ops@easyfairs.com

www.epcshow.com | [#epcshow](https://twitter.com/epcshow)



If you are building your own stand, please complete this as the Contractor.

All sections must be completed as detailed as possible, if a section is not applicable to your stand please put N/A. The aim is to identify medium and high risk activities and reduce these to lower risk levels.

Consider the exhibition hall to be a construction site whilst it is in build up and breakdown. Once completed please return via email to the Operations Team, EPC_Ops@easyfairs.com

Contractor Contact Name:	Exhibiting Name:	Date:
_____	_____	_____
Company Name:	Stand Number:	Signature:
_____	_____	_____

WORKING AT HEIGHT

(ladder work for example)

Hazard(s):

Who's at risk: <i>Exhibitors, Contractors, Sub-contractors, Visitors, Organisers, Venue Staff, Young/new/inexperienced staff, General public, Disabled, Lone Workers, Children, Other (specify).</i>	Risk level: <i>(Low, medium High)</i>
_____	_____

Precautions or Control Measures required: <i>(State existing measures if adequate)</i>	Revised level after controls: <i>(Low, medium High)</i>
_____	_____

Further measures/Comments:

MANUAL HANDLING

(lifting and moving heavy items)

Hazard(s):

Who's at risk: <i>Exhibitors, Contractors, Sub-contractors, Visitors, Organisers, Venue Staff, Young/new/inexperienced staff, General public, Disabled, Lone Workers, Children, Other (specify).</i>	Risk level: <i>(Low, medium High)</i>
_____	_____

Precautions or Control Measures required: <i>(State existing measures if adequate)</i>	Revised level after controls: <i>(Low, medium High)</i>
_____	_____

Further measures/Comments:



SLIPS / TRIPS / FALLS

(trailing cables, waste, equipment, items falling, clean working area)

Hazard(s):

Who's at risk:

Exhibitors, Contractors, Sub-contractors, Visitors, Organisers, Venue Staff, Young/new/inexperienced staff, General public, Disabled, Lone Workers, Children, Other (specify).

Risk level:

(Low, medium High)

Precautions or Control Measures required:

(State existing measures if adequate)

Revised level after controls:

(Low, medium High)

Further measures/Comments:

ELECTRICAL

(all electrical equipment must be PAT tested to ensure it is safe to use, no unqualified staff permitted to work on any live electrical items)

Hazard(s):

Who's at risk:

Exhibitors, Contractors, Sub-contractors, Visitors, Organisers, Venue Staff, Young/new/inexperienced staff, General public, Disabled, Lone Workers, Children, Other (specify).

Risk level:

(Low, medium High)

Precautions or Control Measures required:

(State existing measures if adequate)

Revised level after controls:

(Low, medium High)

Further measures/Comments:



FIRE

(no flammable materials on site, NO smoking on site, areas kept clear, electrical safety)

Hazard(s):

Who's at risk: <i>Exhibitors, Contractors, Sub-contractors, Visitors, Organisers, Venue Staff, Young/new/inexperienced staff, General public, Disabled, Lone Workers, Children, Other (specify).</i>	Risk level: <i>(Low, medium High)</i>
--	---

Precautions or Control Measures required: <i>(State existing measures if adequate)</i>	Revised level after controls: <i>(Low, medium High)</i>
--	---

Further measures/Comments:

TOOLS

(type of tools used and safe use)

Hazard(s):

Who's at risk: <i>Exhibitors, Contractors, Sub-contractors, Visitors, Organisers, Venue Staff, Young/new/inexperienced staff, General public, Disabled, Lone Workers, Children, Other (specify).</i>	Risk level: <i>(Low, medium High)</i>
--	---

Precautions or Control Measures required: <i>(State existing measures if adequate)</i>	Revised level after controls: <i>(Low, medium High)</i>
--	---

Further measures/Comments:



ENVIRONMENT

(any impact works may have on it i.e. dust, noise, fumes – ventilation and extract)

Hazard(s):

Who's at risk: <i>Exhibitors, Contractors, Sub-contractors, Visitors, Organisers, Venue Staff, Young/new/inexperienced staff, General public, Disabled, Lone Workers, Children, Other (specify).</i>	Risk level: <i>(Low, medium High)</i>
--	---

Precautions or Control Measures required: <i>(State existing measures if adequate)</i>	Revised level after controls: <i>(Low, medium High)</i>
--	---

Further measures/Comments:

COSHH

(control of hazardous substances)

Hazard(s):

Who's at risk: <i>Exhibitors, Contractors, Sub-contractors, Visitors, Organisers, Venue Staff, Young/new/inexperienced staff, General public, Disabled, Lone Workers, Children, Other (specify).</i>	Risk level: <i>(Low, medium High)</i>
--	---

Precautions or Control Measures required: <i>(State existing measures if adequate)</i>	Revised level after controls: <i>(Low, medium High)</i>
--	---

Further measures/Comments:



PPE

(personal protective equipment i.e. safety shoes, helmet, goggles, hi visibility clothing, – observe venue and show policy)

Hazard(s):

Who's at risk: <i>Exhibitors, Contractors, Sub-contractors, Visitors, Organisers, Venue Staff, Young/new/inexperienced staff, General public, Disabled, Lone Workers, Children, Other (specify).</i>	Risk level: <i>(Low, medium High)</i>
--	---

Precautions or Control Measures required: <i>(State existing measures if adequate)</i>	Revised level after controls: <i>(Low, medium High)</i>
--	---

Further measures/Comments:

WORKING MACHINERY

(describe barriers / surrounds in place, safety mechanisms)

Hazard(s):

Who's at risk: <i>Exhibitors, Contractors, Sub-contractors, Visitors, Organisers, Venue Staff, Young/new/inexperienced staff, General public, Disabled, Lone Workers, Children, Other (specify).</i>	Risk level: <i>(Low, medium High)</i>
--	---

Precautions or Control Measures required: <i>(State existing measures if adequate)</i>	Revised level after controls: <i>(Low, medium High)</i>
--	---

Further measures/Comments:



LIVE DEMONSTRATIONS & STAND ACTIVITIES

(Public Liability insurance required must be supervised at all times with a named individual with responsibility included on a specific Risk Assessment with contact details. Please describe barriers / surrounds in place, safety mechanisms)

Hazard(s):

Who's at risk:

Exhibitors, Contractors, Sub-contractors, Visitors, Organisers, Venue Staff, Young/new/inexperienced staff, General public, Disabled, Lone Workers, Children, Other (specify).

Risk level:

(Low, medium High)

Precautions or Control Measures required:

(State existing measures if adequate)

Revised level after controls:

(Low, medium High)

Further measures/Comments:

DISPLAY VEHICLES

(delivery details, fuel, access routes, positioning, 24hr contact - detailed RA required)

Hazard(s):

Who's at risk:

Exhibitors, Contractors, Sub-contractors, Visitors, Organisers, Venue Staff, Young/new/inexperienced staff, General public, Disabled, Lone Workers, Children, Other (specify).

Risk level:

(Low, medium High)

Precautions or Control Measures required:

(State existing measures if adequate)

Revised level after controls:

(Low, medium High)

Further measures/Comments:

PUBLIC LIABILITY (GENERAL LIABILITY) INSURANCE FORM



EPC

ENERGY PROJECTS
CONFERENCE & EXPO
NA 2026

FOR EXHIBITORS – EPC SHOW 2026

Insurance Requirements

- Minimum coverage of \$5,000,000 USD per occurrence
- Policy must be valid for the entire exhibition period, including setup and dismantling
- Coverage must include:
 - Bodily Injury
 - Property Damage
 - Personal & Advertising Injury
- The policy must be issued by an insurer licensed to operate in the United States
- A Certificate of Insurance (COI) must be submitted with this completed form
- The Exhibition Organizer, Venue, and their respective agents must be listed as Additional Insureds on the policy

This form is compulsory for all exhibitors. Once completed please return to the Operations Team, EPC_Ops@easyfairs.com

EXHIBITOR INFORMATION

Company Name:

Stand / Booth Number:

Primary Contact Name:

Contact Email:

Contact Phone Number:

INSURANCE POLICY DETAILS

Insurance Company Name:

Policy Number:

Policy Effective Date:

Policy Expiration Date:

Coverage Amount per Occurrence (USD):

DECLARATION

I confirm that the information provided above is accurate and that the stated insurance coverage meets or exceeds the exhibition's insurance requirements. I understand that I am responsible for maintaining valid coverage throughout the event.

Authorized Name:

Title:

Signature:

Date: