



# Cloud MIS for Secondary Schools

---



020 8290 7171



[enquiries@bromcom.com](mailto:enquiries@bromcom.com)

**Bromcom**   
No.1 Choice for Cloud MIS & Finance

## Contents

---

Contents .....	2
Service Overview .....	3
Why Bromcom?.....	5
One-Stop-Shop .....	7
Our Intuitive User Interface .....	8
Assessment Features .....	11
Attendance Features.....	14
Behaviour Features.....	15
Reporting & Analytics Features.....	17
Parental Engagement Features .....	19
Administration Features .....	21
Curriculum Features.....	23
Integration & Technical Features.....	26
Your Journey to Bromcom.....	28
Training and Training Resources.....	32
Appendix A - Third Party Software.....	34
Appendix B - MIS Checklist .....	37
Appendix C – Total Cost of Ownership .....	39
Appendix D – Financial and Economic Standing.....	40

## Service Overview

---

The Bromcom Cloud MIS is a fully managed school management information system (MIS) hosted on Microsoft's Azure platform. Bringing staff, parents and students together in a single, online system, Bromcom MIS provides a powerful suite of administration, analysis and communication tools that encourage stakeholders to collaborate and improve outcomes.

Helping schools reduce workload is central to our ethos, so automation and efficient workflow are at the core of our MIS. It can automate routine activities such as generating reports, escalating behaviour rewards and triggering interventions. From analysing behaviour to contacting parents, your staff will love how all the functionality is at their fingertips. Your assessment lead will be able to set up secondary assessment in minutes, unlocking a powerful suite of pre-made reports for giving headline figures across the school against your own defined reporting periods. Senior leaders can keep track of performance via our analytics dashboards and automatic alerts. Teachers can take registers, enter assessments, send messages, and log behaviour incidents all from their Class Dashboard.

Our MIS has a modular structure with stepped pricing to allow schools to choose a package that matches their needs and available resources. The Standard package contains the minimum requirements for a school to function effectively, the Plus package contains additional modules for pupil and parent engagement and the One-Stop-Shop offer combines the Plus package with our latest developments for pupil safeguarding, parental communication and payments for meals, clubs and trips. When combined with the additional Finance module, our unique solution brings everything into one place, efficiently serving the needs of a modern school.



## Nicola Scott-Worthington

Hadley Learning Community

*"We can easily analyse data across the whole school to have a greater impact on pupil outcomes"*

## Rhonda Murray

St Benet Biscop Catholic Academy

*"The migration process was really straightforward and completed over May Half Term"*



## Ben Mort

Pennine Trust

*"Bromcom does everything it claims and reliably. That is one of the major appeals - the ability to reduce the amount of 3rd party packages to manage and pay for."*



## Why Bromcom?

---

As an MIS supplier, we're often asked 'Why Bromcom'? What is it that makes us stand out in the marketplace and why should a customer choose Bromcom over another MIS provider. Let's go through our customers' favourite aspects of the service.



### Value for Money

Let's face it, schools are under increasing financial pressure and whilst value for money has always been on the radar of any discerning buyer, for some schools this is now a question of survival. That's part of the reason we developed our One-Stop-Shop methodology. Our combination of one SLA, all functionality and all data in one place, has won over countless schools and saved them thousands of pounds by reducing additional licence charges. There's no need to transfer data back and forth between different systems and you have a single point of reference for information and reporting.



### A Modern, User Friendly Interface

Staff can quickly get up and running with our straightforward and intuitive user interface that's been refreshed for 2020. A wide variety of tasks are extremely easy to access via the global search tool or the main dashboard. In many cases, a user can do all their work without even touching the menu system. Furthermore, our WalkThrough tool shows users how to carry out tasks in the system, taking them through each click, step by step. We want our users to get the best out of our MIS, so they can spend time doing what matters most.



### Powerful Analytics

Our analytics dashboards are proving a real hit for schools. Demographics and pupil KPIs such as attendance, behaviour and attainment are available at every level. It's easy to drill down from charts to tables, see the individual students and export lists if necessary. Rather than being limited to static figures, the dashboards demonstrate trends and ensure you're aware of dips in behaviour or increases in persistent absentees. If you want to design your own dashboards, Bromcom provides a secure feed to Microsoft Power BI, an industry standard interactive reporting tool. Our integrated Power BI viewer is totally unique, allowing schools to display their customised dashboards within the MIS.



## Flexible Assessment

Our Assessment system is highly flexible and gives your school the freedom to track however you see fit. Templates are distributed and controlled centrally to avoid hassle and maintain integrity. We provide all the tools you need to record both summative and formative assessments, then analyse performance. Share assessments with Parents via our App or publish customisable reports directly to the portal.

Many Secondary Schools want a simple and straightforward approach to tracking. That's why we created a wizard to roll out an assessment system based on simple questions. It comes with a variety of analysis features and built in reports, so you don't have to be an expert to get great results.



## Integrated Finance (Available to purchase separately)

Seeing as the bulk of an average school's budget is spent on staff, it makes sense to have a Finance product that can access your Personnel data. Bromcom Finance is a robust, Cloud-Based accounting system that is fully integrated with our MIS, making it a truly unique offering in the marketplace. Rather than having to jump between applications, Finance is accessible within the same interface, just like any other part of the system. Just like the MIS, you can drill down into each item and investigate in more detail. Make use of multiple tabs to improve workflow, just like when you're browsing a website.

## One-Stop-Shop

---

When we set out our grand plan at Bromcom, we wanted to bring all the functionality a modern school needs into a One-Stop-Shop package. Why should you have to outsource so many tasks that should be included within the MIS? To us, it made sense that having all your data and functionality in one place means it's entered once and utilised in a hundred different ways.



For example, our schools can effectively analyse using memberships from across the spectrum. How has persistent absence affected my attainment and has the introduction of the breakfast club made a difference to our attendance? They can raise safeguarding concerns directly from the Teacher's Lesson Dashboard or design seating plans for their classes, all within the MIS.

Parents have one login to view all their children across multiple schools. Show them as much or as little information as you wish. Perhaps you'd like to let them see behaviour events as they're logged with a notification popping up on their mobile phone. Pupil attendance history, even down to the individual lesson, can be shared via the app. Assessment results, Homework, Achievements and reports can be published directly with the click of a button. The school shop, trips, clubs, dinner money and parents' evenings are all handled inside Bromcom. Parents can even carry out data cleansing and update the office with any changes.

Additionally, there's no data transfers to complicate things and there's always one single point of truth. GDPR turns from a nightmare to a breeze as data access and right to be forgotten requests are a solitary click away. The pile of existing contracts is simplified into one SLA with an annual fee that will slash your costs.

In order to keep ahead of the game, there are times when we do encourage the use of third-party tools like Microsoft Power BI, the industry leading Business Intelligence Dashboard tool.



However, to adhere to our ethos, we integrated the Power BI viewer into the MIS and provided a method of using the service that's free to schools. In our mind, that's a win-win situation. We provide a starter kit of templates which can be tailored to your needs or created from the ground up. The combination of integrated Power BI and live Excel feeds are hugely powerful for those who wish to take their data a step further. For a Secondary School, these tools offer the strategic view you've been looking for. No longer is data provided in piecemeal fashion, you have one central dataset, providing the detailed analytics to help steer the ship.

The Harris Federation have publicised how they have saved £2.8m over 3 years across 40-50 schools by switching to Bromcom. This is a huge sum that would have been inconceivable at the start of their journey. We know that every penny counts and strive to provide a solution that offers all the functionality you need, without breaking the bank.

In the appendices, we've compiled a list of many products our schools have managed to drop after moving to Bromcom. It's well worth checking through these to see which contracts you can consign to the past.

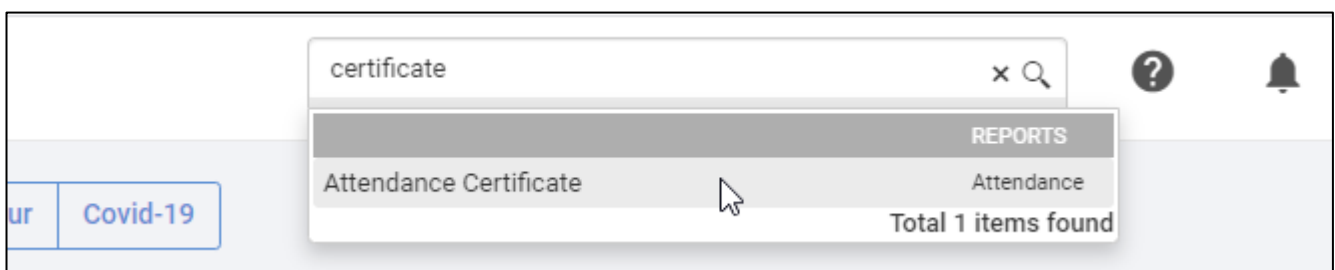
## Our Intuitive User Interface

---

There's little use in a fully featured product that has a steep learning curve. We've designed Bromcom to be as accessible as possible, bringing all of the most important functionality right to your fingertips. We want you to get the most out of our system, without having to spend years in training. Our user interface is intuitive by design, reducing training overheads and enabling staff to quickly get up and running.

### Most users do not need to use menus

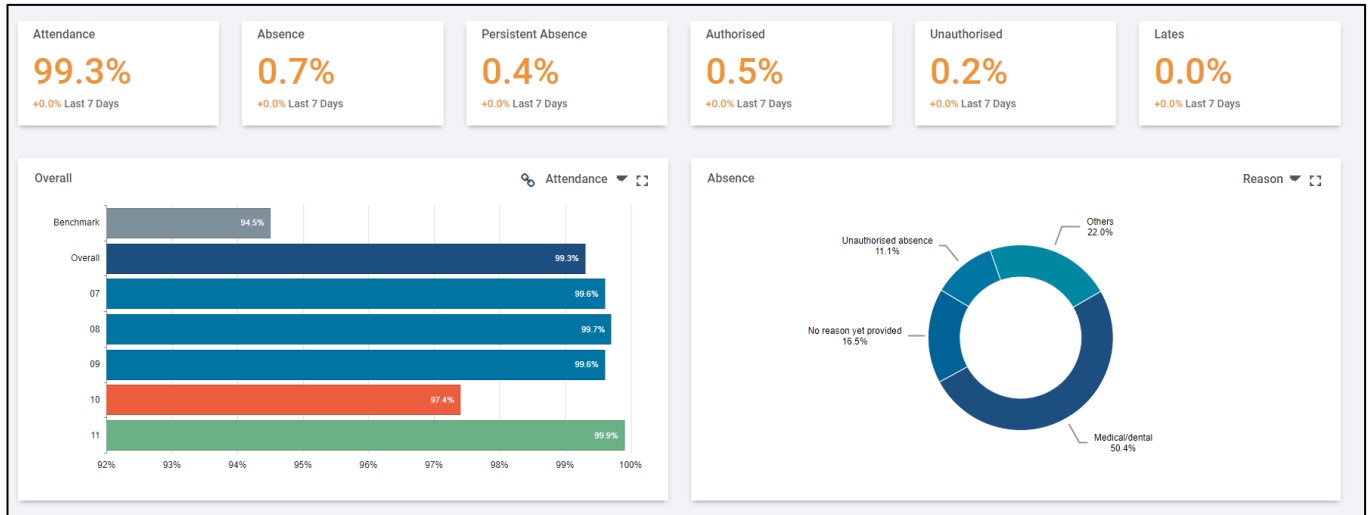
A wide variety of tasks are extremely easy to access via the global search tool or the main dashboard. In many cases, a user can do all their work without even touching the menu system. They can search for their class, pupils, staff and even rooms or equipment using the same tool. It's fast and easy to view the results. Not only does this increase accessibility to the required features, it speeds up tasks by removing interim steps.





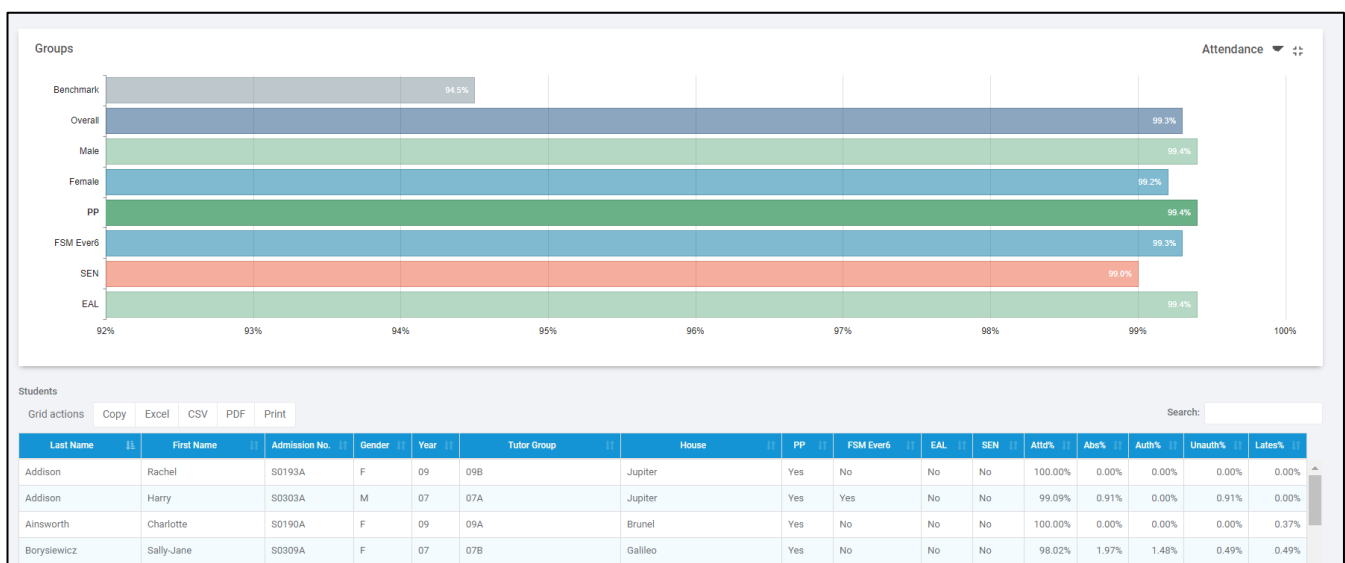
## Powerful dashboards and analytics

Demographics and pupil KPIs such as attendance, behaviour and attainment are available at every level. It's easy to drill down into the tables, see the individual students and export lists if necessary. Rather than being limited to static figures, the dashboards demonstrate trends and ensure you're aware of dips in behaviour or increases in persistent absentees.



## Drill Down functionality throughout

We feel it's essential to be able to drill down into any summary and headline figures. For example, every time a behaviour total is displayed, you will be able to click on it to drill down to the students/staff. To analyse in more detail, click on the individual pupil to jump to their individual behaviour dashboard and events. This multi layered approach is embedded throughout the MIS and is aligned with the experience our users have come to expect from a modern cloud-based application.



## Standardised approach to actions

Tables are standardised to allow drill throughs and data exports along with an action drop down. This common language ensures that each area is straightforward to use. If there's an action available for that list, it will be within the action dropdown, so there's no ambiguity as to the functionality on offer. The interface is intuitive, acting as a navigation and workflow tool. It provides a gateway to the depth of functionality our users have come to expect from Bromcom and is satisfying to click through, with a modern look and feel.


Student List						
Grid actions			Copy	Excel	CSV	PDF
			Print	Search:		
	Last Name	First Name	Tutor Group	Year Group	Gender	Attendance
<input type="checkbox"/>	Antonio	Harriett	13B	13	F	
<input checked="" type="checkbox"/>	Ellisha	Marsh	13B	13	F	
<input checked="" type="checkbox"/>	Kuukua	Cindy	13B	13	F	
<input type="checkbox"/>	Mireku	Chris	13B	13	M	

**Action**

- View Student(s)
- Behaviour Event
- Detention
- Dinner Register
- Dinner Payment
- Intervention Event
- Safeguarding Incident
- Support Event
- Send Message

## Modern Aesthetic

Our interface is influenced by Google Material Design and some key players in the Tech industry. It stands out as a modern interface, devoid of clutter but feature rich. Having a familiar look and feel gives users the confidence to explore and reduces the anxiety of taking on a new system.


Secondary
Bromcom Technology School

Home

Lessons Dashboard

Overview

Behaviour

Homework

Modules

Students

Staff

Groups

Others

Reports

Config

Lesson

Dashboard

Insight

Attendance

Behaviour

Covid-19

Teaching Class - MA10/B1

Projector Mode

Mr R Lewis

Teaching Class - MA10/B1

Tuesday 14th July 2020 - 3

Room(s) : EAST 58

Take Register

Print Blank Register

Notifications

There are no notifications for this lesson

Grid actions

Copy

Excel

CSV

PDF

Print

Search:

Title	Type
A Test Maths	Curriculum Assessment Sheet
Mathematics KS4	Curriculum Assessment Sheet
Year 10 Tracker	Mark Sheet

Student List

Action

My Lesson Browser

14/07/2020

AM

13B - Room 21

2

JPN12/A3B - EAST 58

3

MA10/B1 - EAST 58

PM

13B - Room 21

5

JPN13/A3B - EAST 58

Headline Figures

Attendance

97.18%

100.00% Last 5 Lessons

Lates

0.00%

## Assessment Features

---

### Fully Featured Assessment Module

Bromcom's Assessment Module is easy to setup, doing away with the complexities assessment tools often have and provides you with visual, user-friendly Marksheetworks for entering marks and a set of powerful yet simple tools to help you analyse your Secondary Assessment data. Built-in reports help you identify gaps and chart pupil journeys between statutory assessment points. Monitor the whole cohort and key groups performance throughout the year with customised assessment reporting designed to meet the needs of your school.



#### **Setup Wizard**

Quick setup using a wizard-style approach to configure Assessment.



#### **Powerful Marksheetworks**

Marksheets are designed to save teachers time with several tools to help them quickly and easily complete their data entry.



#### **Built-in Analysis**

Quickly analyse your Secondary Assessment data using analysis tools which have been created to help you identify gaps as quickly as possible.



#### **Assessment data integrated with MIS data**

Allows schools to record student Assessment directly within the MIS without the need for third-party solutions.

The Assessment module allows you to record KS4 progress across terms and generate headline figures, not only from the final examination data, but also from key assessment points defined within the school. You are able to track progress in individuals and key groups of students. Bringing powerful analysis straight to your fingertips. Reporting templates can be saved to allow re-use and simple reports can be used to support those difficult conversations that may have to have in a school.

You can select from the in built curriculum assessment:

Save

Save & Close

Close

Reload

Export

Sheet: Mathematics KS4    Subject: Mathematics

RESULT

Topic: Algebra

Term: Term 1

Year Group: 10

Show Summary Rows

Show Statement Names only

STUDENT

Year Group: 10

Group: MA10/B1

Student Name	Ma KS4 A 01 simplify and manipulate algebraic expressions (including those involving surds (and algebraic fractions)) by simplifying expressions involving sums, products and powers.	Ma KS4 A 02 know the difference between an equation and an identity; argue mathematically to show algebraic expressions are equivalent, and use algebra to support and construct	Ma KS4 A 03 where appropriate, interpret simple expressions as functions with inputs and outputs; (interpret the reverse process as the ? inverse function?; interpret the succession of two	Ma KS4 A 04 use the form $y = mx + c$ to identify parallel (and perpendicular) lines; find the equation of the line through two given points, or through one point with a given gradient	Ma KS4 A 05 identify and interpret roots, intercepts and turning points of quadratic functions graphically; deduce roots algebraically (and turning points by completing the square)	Ma KS4 A 06 recognise, sketch and interpret graphs of linear functions, quadratic functions, simple cubic functions, the reciprocal function $y = 1/x$ with $x \neq 0$ , (the exponential function	Ma KS4 A 07 sketch translations and reflections of the graph of a given function	Ma KS4 A 08 plot and interpret (including reciprocal (and exponential) and graphs of non functions in real life find approximate solutions to problems such as
Addison, John	D	D	D	D	D	D	D	D
Ainsworth, Wesley	D	E	S	S	E	E	E	E
Bhudia, Alexandria	S	S	E	D	D	D	D	D
Bretherton, Kamonwan	S	M	M	M	M	S	S	S
Burke, Jordan	S	M	M	M	M	M	S	S
Chadwick, Reece	S	M	S	S	S	M	S	S
Cooper, Gemma	S	M	S	S	S	M	S	S
Darbar, Natalie	S	S	D	D	D	D	D	D
Dugdale, Morgan	S	S	S	S	D	S	S	S
<div> <div>M (Mastering)</div> <div>S (Securing)</div> <div>D (Developing)</div> </div>								
<div> <div>0.00% (0.00)</div> <div>22.22% (4)</div> <div>11.11% (2)</div> <div>11.11% (2)</div> <div>11.11% (2)</div> <div>16.67% (3)</div> <div>0.00% (0.00)</div> <div>0.00% (0.00)</div> </div>								
<div> <div>50.00% (9)</div> <div>27.78% (5)</div> <div>33.33% (6)</div> <div>27.78% (5)</div> <div>16.67% (3)</div> <div>16.67% (3)</div> <div>38.89% (7)</div> <div>38.89% (7)</div> </div>								
<div> <div>11.11% (2)</div> <div>5.56% (1)</div> <div>11.11% (2)</div> <div>22.22% (4)</div> <div>27.78% (5)</div> <div>22.22% (4)</div> <div>16.67% (3)</div> <div>16.67% (3)</div> </div>								

Your own custom assessment sheets can include calculations and comparisons to track progress directly within the assessment sheet without the need to export data and manipulate it in a third-party product.

Save

Save & Close

Options

Import

Export

→

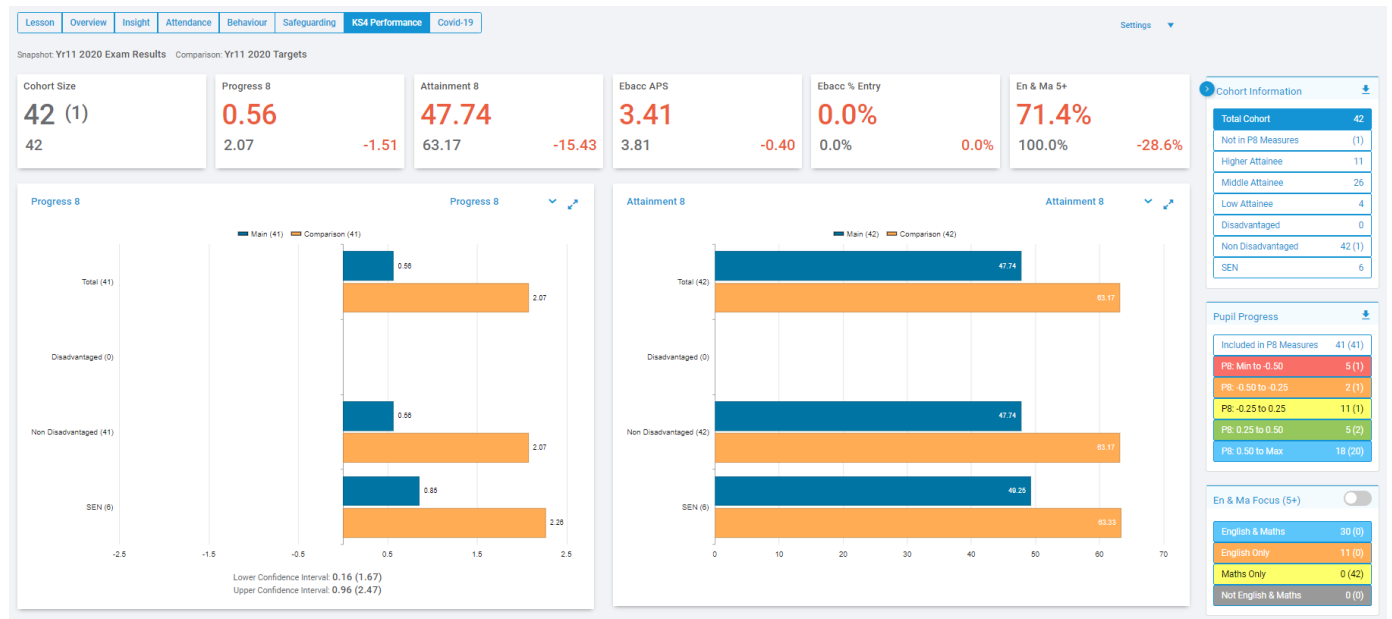
Class/Group: MA11/B1

Marksheet: Year 11 Tracker

Teacher: Mr J Pattinson

Student Name	User Defined Flags	Target - A	Current - A	Autumn 1 Progression <i>JR</i>	Current - A	Autumn 2 Progression <i>JR</i>	Current - S	Spring 1 Progression <i>JR</i>	Current - S	Spring 2 Progression <i>JR</i>
ADDISON, Wesley		9	8	Below Target	7	Below Target	9	On Target		
BHUDIA, Alexandria		7	7	On Target	5	Below Target	7	On Target		
BUAYAM, Kamonwan		6	6	On Target	6	On Target	7	Above Target		
BURKE, Jordan		2	4	Above Target	4	Above Target	5	Above Target		
COOPER, Gemma		3	3	On Target	3	On Target	3	On Target		
DARRETT, Natalie		4	4	On Target	4	On Target	5	Above Target		
FOULDS, Sam		7	7	On Target	7	On Target	6	Below Target		
GILLARD, Chloe		8	8	On Target	6	Below Target	6	Below Target		
HARDMAN, Jessica		5	5	On Target	6	Above Target	5	On Target		
HARRISON, Megan		5	5	On Target	5	On Target	5	On Target		
HASLAM, Laura		5	6	Above Target	5	On Target	6	Above Target		
HINCHLIFFE, Christopher		5	4	Below Target	6	Above Target	3	Below Target		
IQBAL, Kane		5	5	On Target	6	Above Target	3	Below Target		
KNIGHT, Jessica		6	6	On Target	5	Below Target	4	Below Target		
LEECH, Hana		7	7	On Target	4	Below Target	4	Below Target		
MALONE, Daniel		3	3	On Target	4	Above Target	4	Above Target		
MULROONEY - HILL, Rebecca		7	4	Below Target	6	Below Target	7	On Target		
WILLIS, Morgan		6	5	Below Target	4	Below Target	6	On Target		

Our Headline Figures allows you to see a summary of the progress of your students against KS4 and 5 DfE reporting.



## Nicola Scott-Worthington

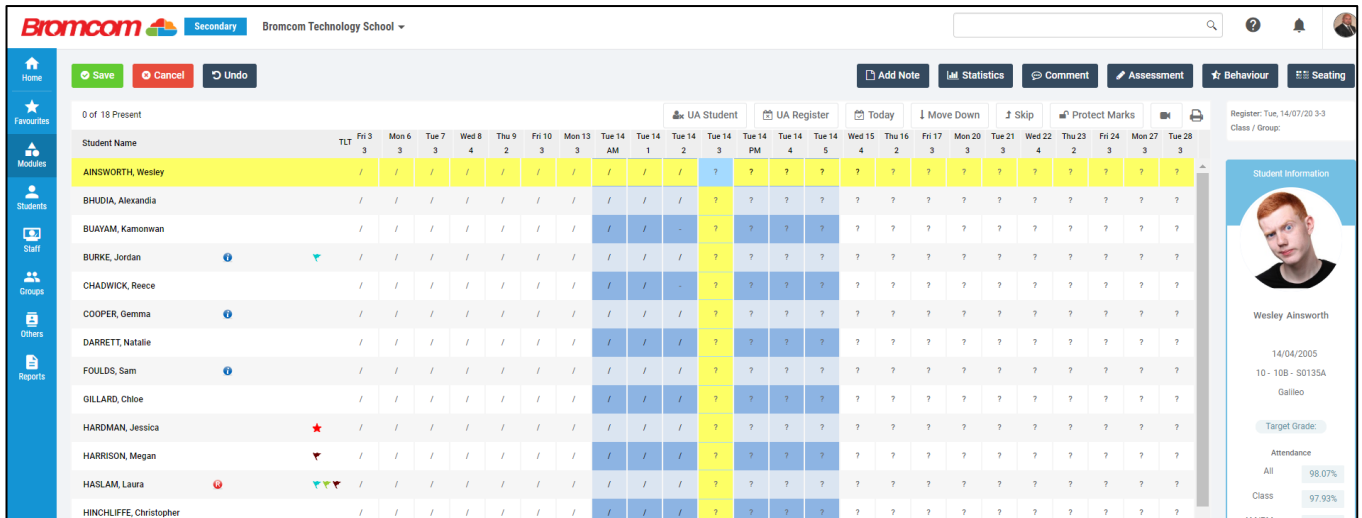
Hadley Learning Community



"We can easily analyse data across the whole school to have a greater impact on pupil outcomes"

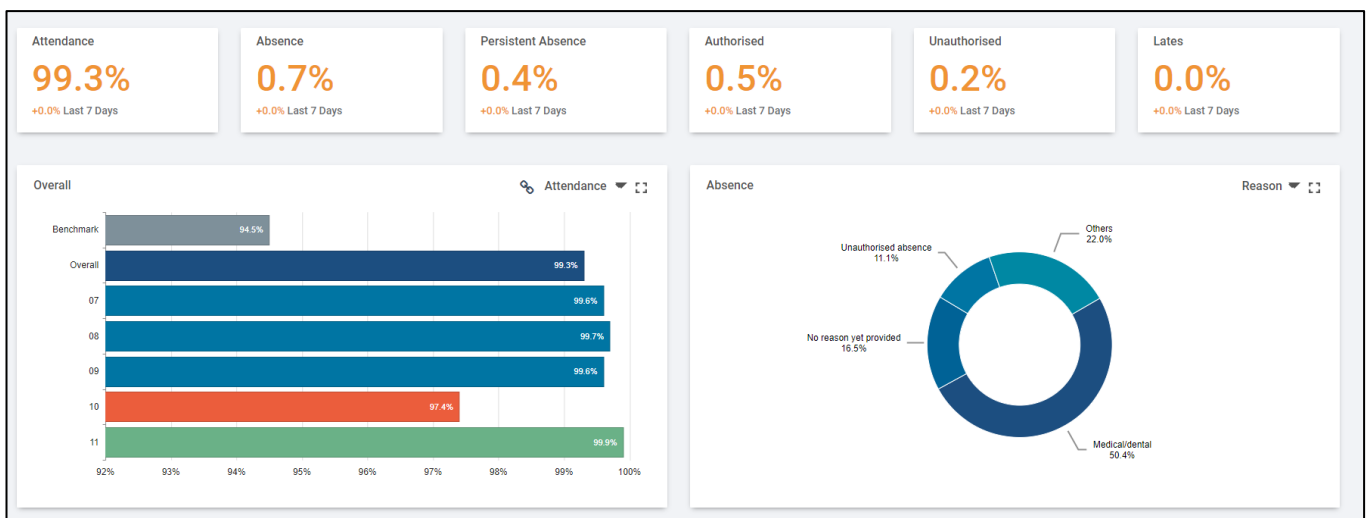
## Attendance Features

Quick and efficient attendance registration via any device including mobile or tablet, via the MIS or our teacher app. Statutory (AM/PM), lessons, club and trip registration are included, and you can automate SMS/email/Push notifications to parents alerting them to their child's absence.

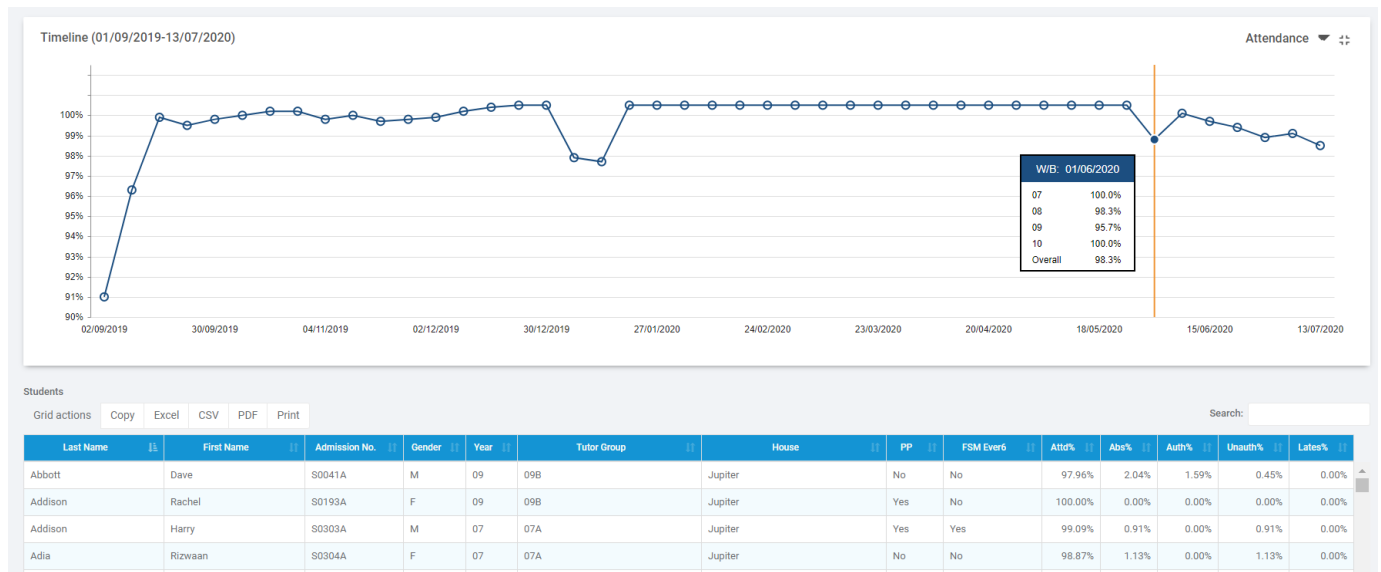


The screenshot shows the Bromcom attendance management interface for Bromcom Technology School. It features a student list on the left and a calendar grid on the right. The student list includes names like AINSWORTH, Wesley; BHUDIA, Alexandria; BUAYAM, Kamonwan; BURKE, Jordan; CHADWICK, Reece; COOPER, Gemma; DARRETT, Natalie; FOULDS, Sam; GILLARD, Chloe; HARDMAN, Jessica; HARRISON, Megan; HASLAM, Laura; and HINCHLIFFE, Christopher. The calendar grid shows attendance for various days of the week, with colors indicating different attendance statuses (e.g., yellow for present, blue for absent).

Create seating plans with pupil indicators of contextual factors and current/target grades by drag and dropping student photos. Daily and Weekly attendance reports can be scheduled and dynamic report groups created to alert relevant staff the moment a student's attendance falls below a set threshold.



Our Attendance dashboard offers a full suite of analytics so you can measure performance, analyse trends and drill down to the detail. Compare year on year and benchmark against DFE statistics or school targets.



## Behaviour Features

Collect, monitor, and report on positive, challenging, and neutral behavioural activities quickly and easily. The Bromcom behaviour module allows schools to apply their behavioural policies in highly configurable workflows. Actions can be automated and follow ups can be carried out based a wide range of rules to meet your school's approach. Incidents can be logged directly from the Teacher's Class Dashboard, allowing staff to record behaviour without interrupting the flow of lessons.

Student List

Grid actions Copy Excel CSV PDF Print Search:

	Last Name	First Name	Tutor Group	Year Group	Gender	Attendance
<input type="checkbox"/>	Antonio	Harriett	13B	13	F	
<input checked="" type="checkbox"/>	Ellisha	Marsh	13B	13	F	
<input checked="" type="checkbox"/>	Kuukua	Cindy	13B	13	F	
<input type="checkbox"/>	Mireku	Chris	13B	13	M	

Action ▾

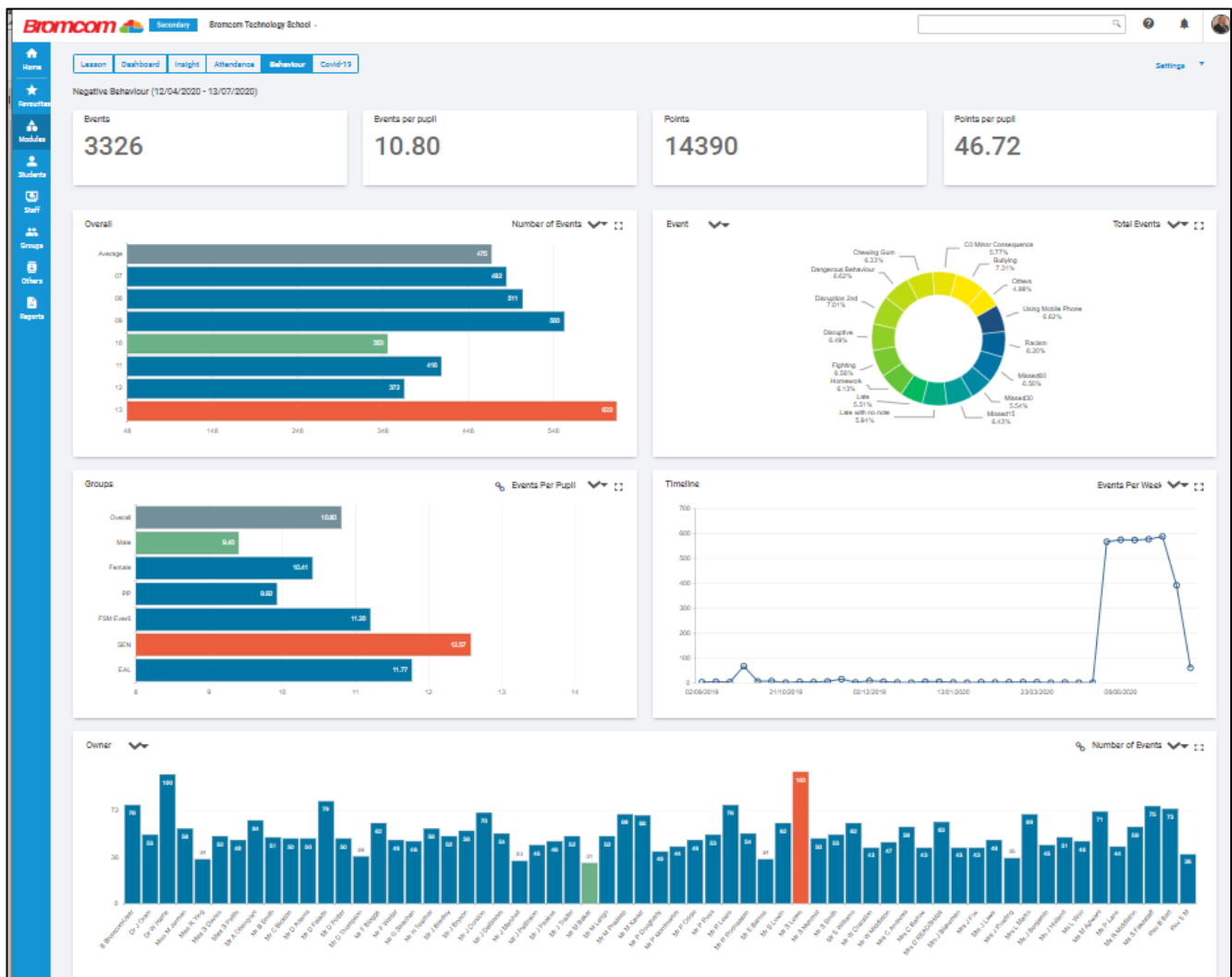
- View Student(s)
- Behaviour Event
- Detention
- Dinner Register
- Dinner Payment
- Intervention Event
- Safeguarding Incident
- Support Event
- Send Message

Multiple, parallel, points tallies can be set up to reward students for consistently good behaviour, with the option to award certificates at various thresholds and publish them to parents via the parent portal.

Much like with the Attendance module, there's an interactive dashboard to interrogate all of your behaviour events and compare them against your school rolling averages and previous



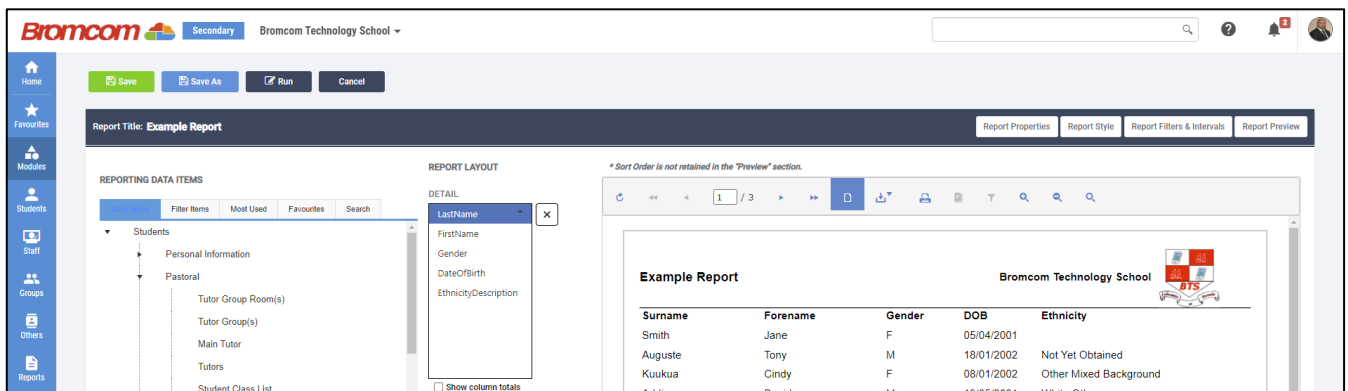
years. Compare cohort groups using average points/events per pupil, examine trends using the timeline and drill into the student detail from any graphs.



## Reporting & Analytics Features

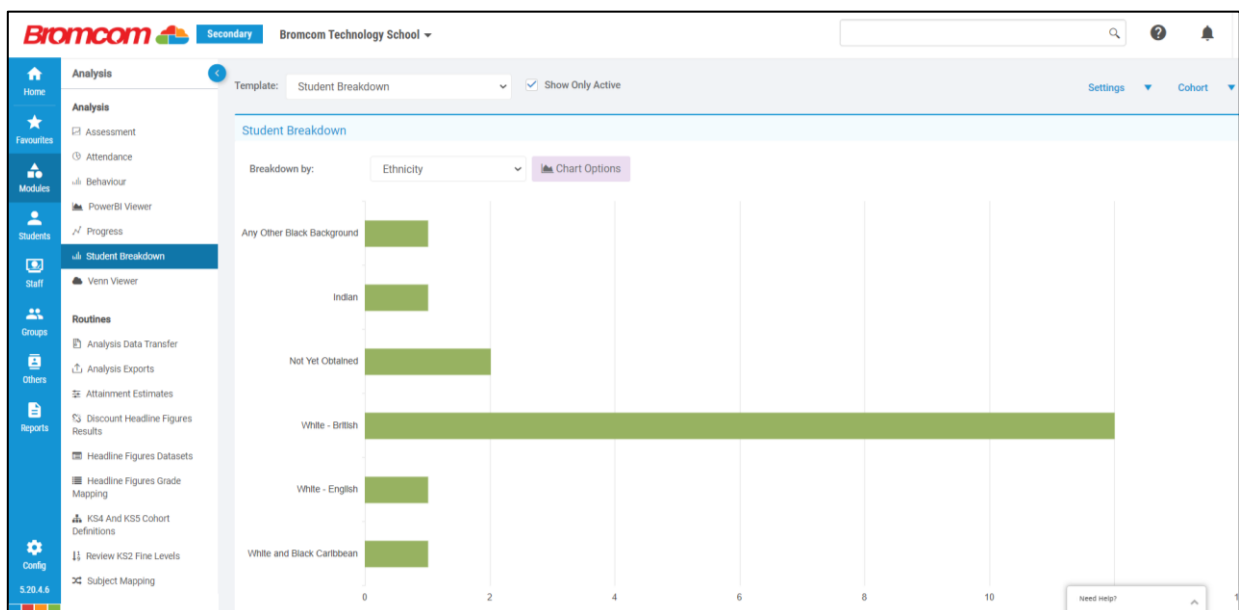
### Reporting

The Reporting module combines a number of built in reports alongside a powerful ad-hoc report writer to develop custom reports and labels. Attach word templates and upload the end results directly to MCAS, our parent portal. A report scheduler enables automation of regular reports, which can be sent directly to the appropriate staff member. Letters, certificates, and reports can be sent electronically to pupils and parents via their online portals, reducing your school's environmental impact while saving money on printing and postage.



### Analysis Module

A graphical analysis and reporting module, which provides performance monitoring of attainment and progress, attendance and behaviour. Includes residuals analysis, grade distribution and summary reporting with huge numbers of filtering options available to help compare various pupil cohorts or vulnerable groups, including Pupil Premium, FSM and EAL. Key stage performance data analysis provides the school with 'headline' performance indicators at each stage for a quick, high-level review and includes drill down capabilities.



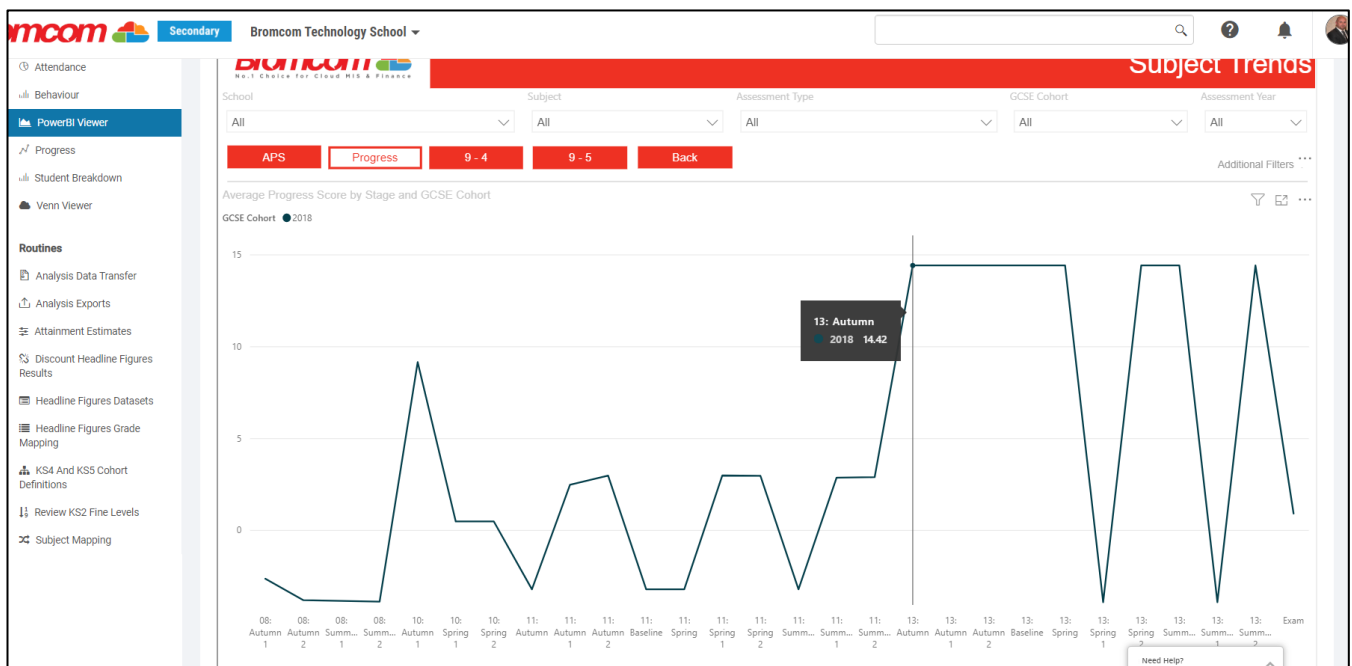
## Power BI & Analytics

Bromcom Analytics is a set of reports and dashboards that give an unparalleled level of detail into school performance, by individuals, cohorts and key contextual groups. It combines data on attendance, demographics and statutory assessment results.

In addition, this module includes the Advanced Report Builder (ARB), a web-based reporting tool capable of grouping, conditional formatting and rendering charts, tables and graphical indicators. Users can combine data from all areas of the MIS by forming custom joins between tables and perform complex calculations with a wide set of mathematical and logical formulae.

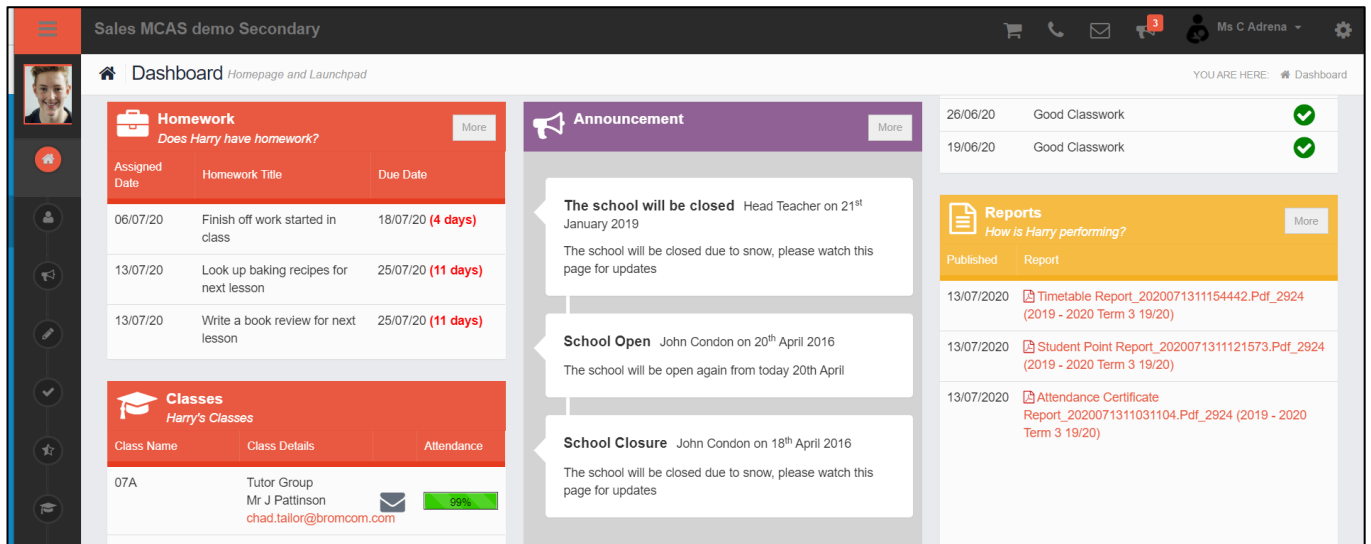
Combined with the ability to produce complex reports is the facility to integrate dashboards from commercial business intelligence software such as Microsoft Power BI and Tableau. Live data feeds supply these dashboards with data from across the MIS allowing school leaders to measure the KPIs that matter to them.

Our unique link to Microsoft Power BI (Business Intelligence) allows Schools to create their own custom dashboards and present them within the MIS. Power BI can connect directly to Bromcom with no need to setup any additional reports or links.



## Parental Engagement Features

The Parent Portal (MyChildAtSchool) provides real-time pupil information via a secure and easy to use interface, showing timetables, homework diary, attendance, behaviour, assessments, clubs and trips. MyChildAtSchool also allows parents to make appointments for parents' evenings, give/revoke consent and view announcements, letters and public school-diary events.



**Sales MCAS demo Secondary**

**Dashboard** Homepage and Launchpad

**YOU ARE HERE:** Dashboard

**Homework** Does Harry have homework? More

Assigned Date	Homework Title	Due Date
06/07/20	Finish off work started in class	18/07/20 (4 days)
13/07/20	Look up baking recipes for next lesson	25/07/20 (11 days)
13/07/20	Write a book review for next lesson	25/07/20 (11 days)

**Announcement** More

**The school will be closed** Head Teacher on 21<sup>st</sup> January 2019  
The school will be closed due to snow, please watch this page for updates

**School Open** John Condon on 20<sup>th</sup> April 2016  
The school will be open again from today 20<sup>th</sup> April

**School Closure** John Condon on 18<sup>th</sup> April 2016  
The school will be closed due to snow, please watch this page for updates

**Classes** Harry's Classes

Class Name	Class Details	Attendance
07A	Tutor Group Mr J Pattinson chad.talor@bromcom.com	99%

**Reports** How is Harry performing? More

Published	Report
13/07/2020	Timetable Report_2020071311154442.Pdf_2924 (2019 - 2020 Term 3 19/20)
13/07/2020	Student Point Report_2020071311121573.Pdf_2924 (2019 - 2020 Term 3 19/20)
13/07/2020	Attendance Certificate Report_2020071311031104.Pdf_2924 (2019 - 2020 Term 3 19/20)

Parents can top up their children's dinner money balance, pay for school trips or clubs, Book Parents Evenings and purchase items in an online school shop. The shop is managed via the MIS and includes product photos and stock control.



### Access to Real-time Data

All data is in real time so a parent can instantly see whether his/her child is in school now.



### Keep information up to date

Parents can update their details online, along with consents and medical data, so that the school always has their most up to date information.



### Announcements

Allows the school to communicate with all parents or focus on a selected audience based on student groups, including attaching documents.



### Timetable and Academic Calendar

Parents can see which lessons their child has and with whom as well as having access to school events in calendar format. There's even a homework module so that can see what has been assigned and when it's due.

In addition to an online portal, parents can download an app for Android and iOS smartphones. It allows schools to send unlimited push messages with information about students' attendance, behaviour and progress.

## Messaging

Our MIS includes a Staff/Parent/Pupil electronic messaging system with automatic and manual messaging functions. Create pupil watch lists for attendance and behaviour that send e-mails, push notifications and/or SMS according to defined rules. Communications logs are stored in Student/Contact records for ease of access when discussing matters with parents.

*Please note: SMS messaging incurs carrier charges, which are listed in our pricing document.*

## Clubs & Trips

Save hours by administrating clubs, trips and wraparound care in Bromcom. Parents can book places and make payments online, with pupils automatically being assigned to the relevant groups within the MIS. Schools can offer to break payments into instalments and parents can use the app to keep track of the payment schedule.

**Create New Group**

Group to create:

Club

Payment Type\*

Free

Group Name\*

Technology Club

Description\*

Green Power Car Club

Start Date\*

01/09/2019

End Date\*

29/08/2020

Membership Limit

20

Reserved Spaces

4

☐ Enable Waiting List

Attachments

Browse

Choose a file

Green Power Leaflet.docx

Linked Groups\*

Open the club to all pupils by leaving this field empty.

Save

Save & Edit

Cancel

## Administration Features

### Census & Statutory Returns

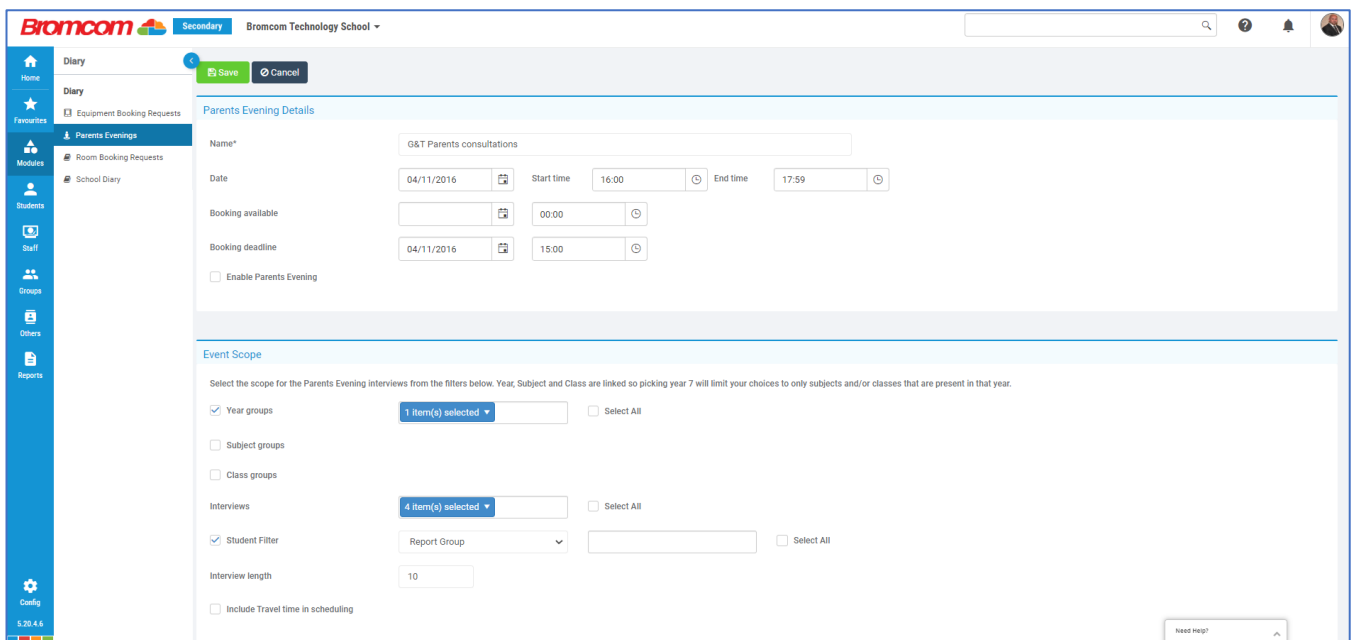
Our census module produces both the School Census and Workforce Returns quickly and easily. DfE summary and validation reports are available, with links to the appropriate MIS record if issues are highlighted. We also cater for a variety of other returns such as the CES Census for Catholic schools and Welsh Census Return.

### Setup & Maintenance

Easily set up and maintain permissions for the MIS and Finance with field level control of view/add/edit/delete privileges. Active Directory, Google and Microsoft login integration is available as well as time/location access control, two factor authentication and an Audit Trail of system activity. We also provide a secure web service API to facilitate third party integration.

### School Diary

An electronic diary to aid in the organisation of school scheduled events, parents' evenings, equipment bookings and room bookings. Sync events to the parent portal which can also be used to book appointments.



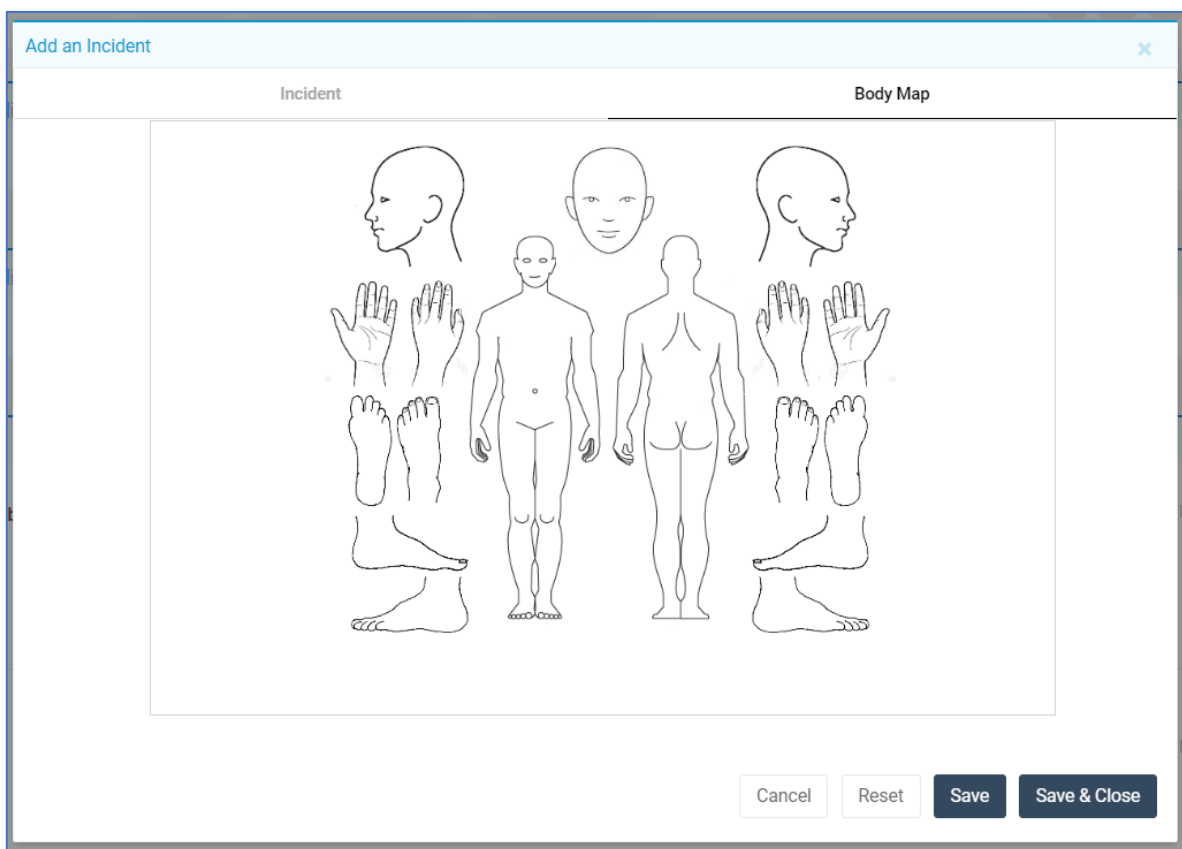
The screenshot displays the Bromcom School Diary interface for 'Bromcom Technology School'. The left sidebar contains navigation links: Home, Diary, Favorites, Modules, Students, Staff, Groups, Others, and Reports. The main content area is titled 'Diary' and includes a 'Save' button and a 'Cancel' button. Below this, the 'Parents Evening Details' section is visible, featuring fields for Name\* (G&T Parents consultations), Date (04/11/2016), Start time (16:00), End time (17:59), Booking available (00:00), and Booking deadline (04/11/2016, 15:00). There is also a checkbox for 'Enable Parents Evening'. The 'Event Scope' section below it allows for selecting the scope for Parents Evening interviews from filters below. It includes checkboxes for 'Year groups' (1 item(s) selected), 'Subject groups', and 'Class groups'. There are also checkboxes for 'Interviews' (4 item(s) selected) and 'Student Filter' (Report Group). The 'Interview length' is set to 10. A 'Need help?' button is located at the bottom right.

## Dinners

Maintain pupil and staff balances, meal choices and dietary requirements in our integrated Dinner Module. Produce meal registers, audits and catering returns in the click of a button. Parents can also view balances and top them up via the Parent portal.

## Safeguarding

Our MIS includes a suite of safeguarding functions for recording information and actions for at-risk pupils and keeping key stakeholders informed in a highly secure area of the MIS. An incident log records a description of the incident, its type and any other agencies involved, with a body map and attachment feature for adding evidence to the record. The Safeguarding module contains a time chart plotting the occurrence of each type of incident and configurable alerts notify the relevant staff and external stakeholders (if authorised) as soon as a safeguarding incident occurs.

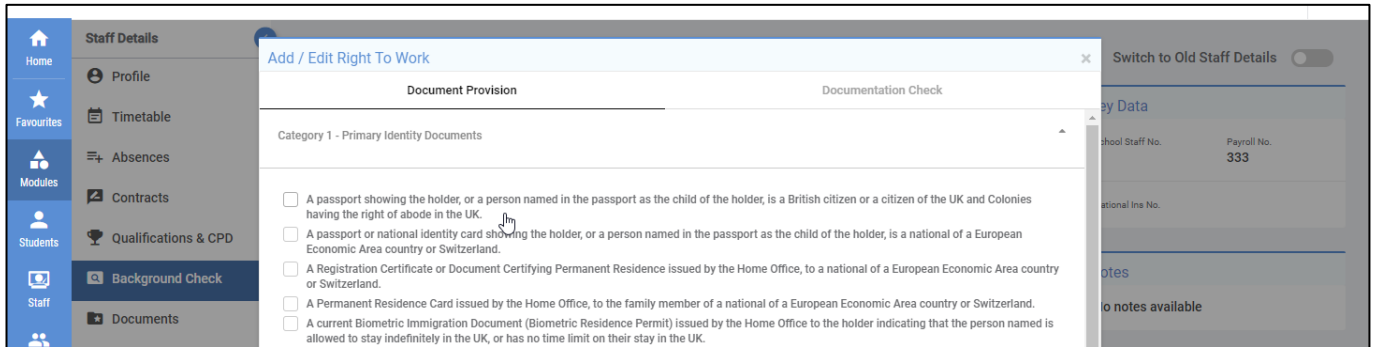


The screenshot shows a web application window titled "Add an Incident". The window has a light blue header bar with the title and a close button (X). Below the header, there are two tabs: "Incident" and "Body Map". The "Body Map" tab is currently selected. The main content area displays a body map consisting of five line drawings of a human figure: a profile view of the head and shoulders, a front view of the torso and legs, a back view of the torso and legs, a profile view of the head and shoulders, and a front view of the head and shoulders. The body map is used for recording incidents. At the bottom right of the window, there are four buttons: "Cancel", "Reset", "Save", and "Save & Close".



## Staff Management

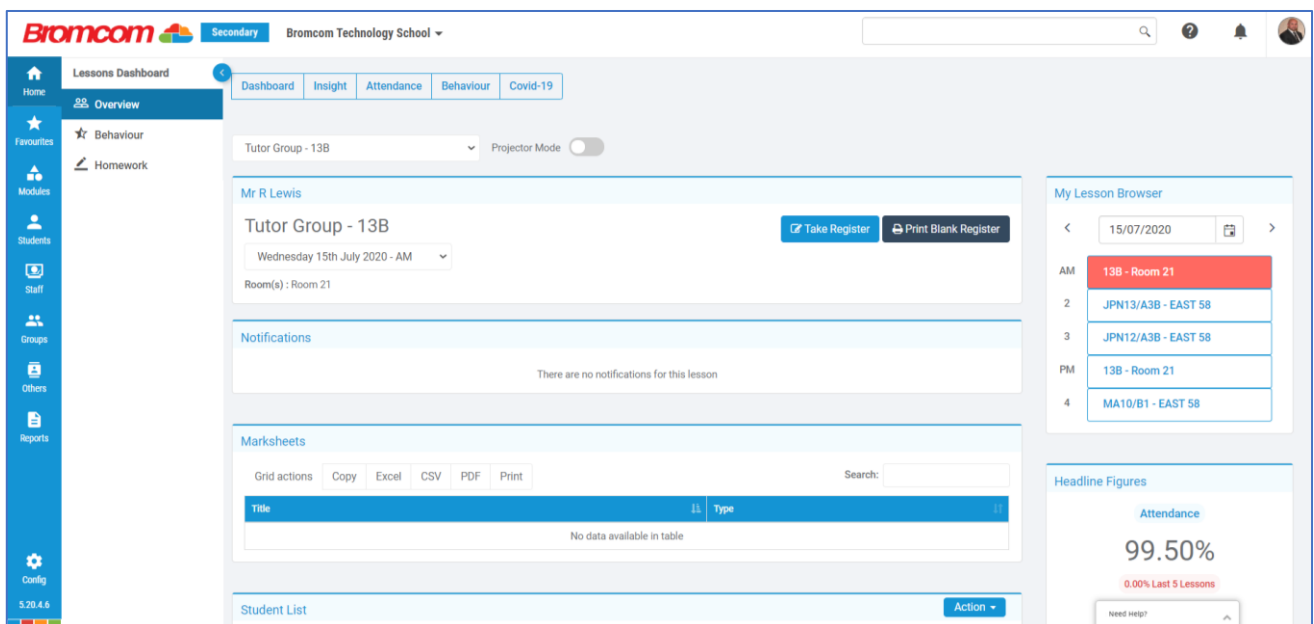
Bromcom MIS provides a full suite of Staff management tools, including contract management, CPD, background checks and qualifications. It's suitable for use as your Single Central Record and can quickly generate an exportable document if necessary. It can produce School Workforce Returns and links to both Bromcom Finance and third-party payroll systems.



## Curriculum Features

### Class & Lesson Dashboards

Teachers are automatically directed to their current class, with quick access to their register, associated marksheets, student lists, behaviour analysis and homework modules. Everything is in one place, to ensure they can quickly work through their responsibilities without being bogged down with general administration.



## Student Portal

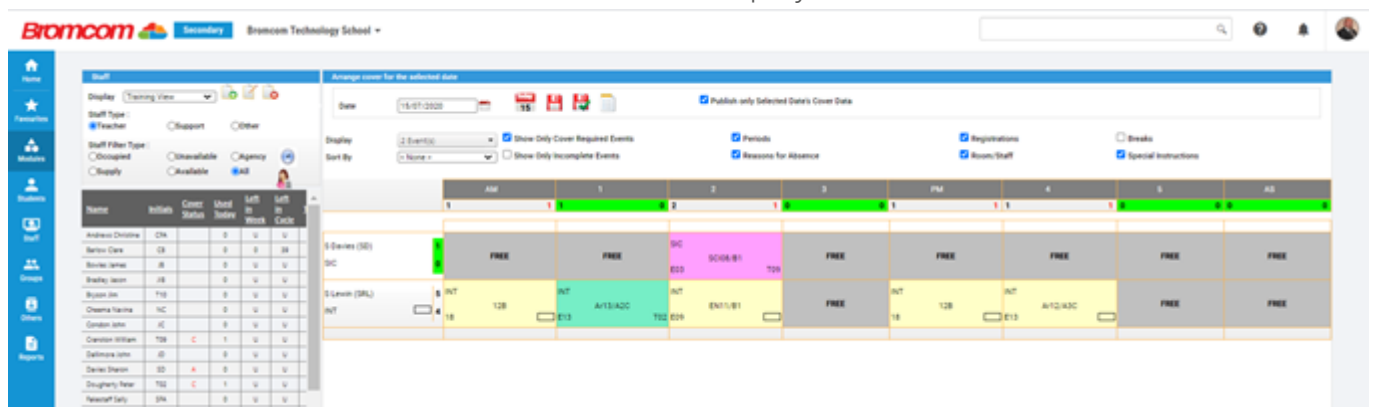
The online student portal provides pupils with real-time access to their data. Fully configurable by the school, the data shared with the pupils can include their attendance, behaviour, attainment and progress. In addition, the portal can be used to set and mark homework and quizzes and has forums for hosting class discussions.

## Curriculum Management

Manage the structure of the school day, academic calendar and the timetable, which covers everything from a morning/afternoon form/tutor group registration to a full subject class-based schedule over a multi week cycle. Maintain classes, forms and groups, including dynamic groups that the system will then automatically maintain according to defined rules such as "all pupil premium boys in KS3 with less than 85% attendance" and "all pupils with an education, health and care plan (EHCP) who received a 'Good Class work' commendation this term". As well as lessons, you can schedule after school clubs and trips, then monitor participation accordingly.

## Cover Module

Our cover module allows you to manage staff absences and allocation of cover lessons within school. You are also able to manage room changes and closures. You can allow for supply staff to be able to login to your system and be able to take their own class registers and record behaviour. Cover can be published directly into staff dashboards and diaries so they know when they have a cover commitment. Clear reporting allows for the cover manager to ensure a fair distribution of lessons and maximise staff deployment.



The screenshot displays the Bromcom Cover Module interface. On the left, there is a sidebar with navigation icons for Home, Reports, Modules, Users, Staff, Groups, and Reports. The main area is divided into two sections. The top section, titled 'Staff', shows a list of staff members with columns for Name, Initials, Cover Status, and a grid for 'In' and 'Out' times. The bottom section, titled 'Arrange cover for the selected date', shows a date selector (15/07/2020) and a grid for arranging cover lessons. The grid has columns for AM and PM periods, and rows for different staff members. The grid cells are color-coded: green for 'FREE', yellow for 'Tutor', and pink for 'Lesson'. The grid also includes checkboxes for 'Show Only Cover Required Events', 'Show Only Incomplete Events', 'Periods', 'Registrations', 'Reasons for Absence', 'Rooms/Staff', 'Breaks', and 'Special Instructions'.

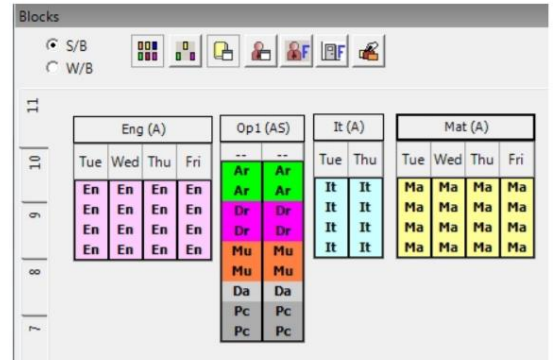
## Student Support

Advanced Pupil Support provides additional facilities over and above the core facilities that comes as standard to manage SEND, LAC, Health data etc. The Advanced option is specifically designed to meet the needs of staff managing pupil support including SENCOs and G&T Coordinators. It provides functionality to store/create documents such as Education, Health

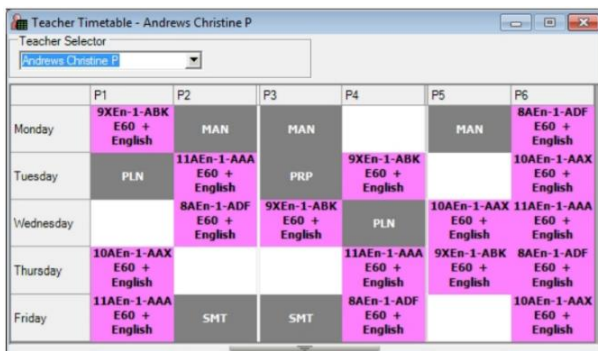
and Care Plans (EHCPs), Personal Education Plans (PEPs), support staff scheduling and disseminating information to teachers.

## Timetabling

The Bromcom E-Timetable module allows you to create complex school timetables based on your curriculum and rooming needs. This module allows you to take your current curriculum model in Bromcom and generate a lesson by lesson timetable for individual teachers. Blocks and carousels can be built and draft timetables can be printed for school staff to review before implementation.



The screenshot shows a 'Blocks' window with a grid of subjects and teachers. The subjects are Eng (A), Op1 (AS), It (A), and Mat (A). The teachers are En, Ar, Dr, Mu, Da, and Pc. The grid shows the allocation of lessons to teachers across different days of the week.



The screenshot shows a 'Teacher Timetable - Andrews Christine P' window. It displays a detailed lesson plan for a teacher, showing the allocation of lessons to different rooms (P1, P2, P3, P4, P5, P6) across different days of the week. The lessons are color-coded by subject: English (pink), Mathematics (grey), and Science (blue).

Once your timetable is complete it can be easily imported into the MIS system so that it is ready to go live at the time you choose. This allows you, if needed, to have multiple timetables changes across the academic year. Small ad-hoc timetable changes, such as a change of teacher or movement of one lesson can be done easily and directly from within the MIS.

When developing your timetable, you are also able to import from other timetabling systems such as Capita's NOVA-T, KJ Timetabler and Edval timetabling.

## Examinations

Our built-in exams module makes organising both statutory and internal examinations a breeze. You can import base data from your examination boards and bulk assign these to the students undertaking exams within your school. Data can be exported so that entries with the exams boards can be made. Multiple exam rooms can be managed, and specific exam considerations can also be recorded. Seating plans can be generated for use by invigilators and changes can be made easily to meet any seating requirements. Student level exam timetables can be generated with this information able to be shared with our student portal MyChildAtSchool allowing pupils to access this information directly from their digital device. ON KS4 and KS5 results day you can import your data directly into Bromcom, allowing you not only to be able to print out summary result sheets, but also have the ability to email results to students directly from the system. Powerful analytics can also be used for you to explore your results and provide key stakeholders within the school a clear and concise summary document.

## Integration & Technical Features

---

### Google Integration

Google Integration is a solution to synchronise the students, staff and groups between the MIS and Google G-Suite to enable automatic provision of Google accounts. It pulls through staff/student groups and calendars, photographs, associations and so on. It integrates with Google Drive and allows the creation and maintenance of Google Classrooms directly from the MIS. You can even enable Single-Sign-On, giving users the opportunity to login to the MIS and related services using their Google Accounts.

### Microsoft Office365 Integration

Automatically provision Office365 Student and Staff Accounts from the MIS. Create and Maintain Office365 Groups with Student and Staff associations, synchronise calendars and photographs, create and maintain teams, all within the MIS. Link to Microsoft OneDrive to share resources and store documents produced by the MIS. Enable Single-Sign-On to allow users to access Bromcom services with the Office365 accounts.

### Public or Private Cloud

By default, Bromcom application services are delivered through our public cloud service. This is a multi-tenancy, UK hosted SaaS delivered using the Microsoft Azure platform. This brings many benefits to our customers including continuity of service, backups, managed updates and cybersecurity. Multi-tenancy is the core tenet of cloud computing and we use the economies of scale of our infrastructure serving hundreds of thousands of users to leverage our highest performance for the lowest cost solution.

If required, we can provide a Private Cloud alternative where a dedicated cloud platform just for you is maintained; hence the term “private” cloud. The private option offers you control of the update schedule and gives direct access to the SQL back-end. This service comes with a price premium to account for the replication of our management services to your private cloud. The private cloud infrastructure can be separately procured from Bromcom or else you as the customer can provide and take responsibility for managing your own suitable private cloud infrastructure, which Bromcom will then use to host your Bromcom services. Bromcom’s Private Cloud option for Cloud MIS and Finance covers the installation of the Bromcom applications and manages Bromcom updates and also deals with the install, configuration and helps manage your SQL database application. A private cloud is listed as an option within our G-Cloud pricelist for those that require this level of control.



## Your Journey to Bromcom

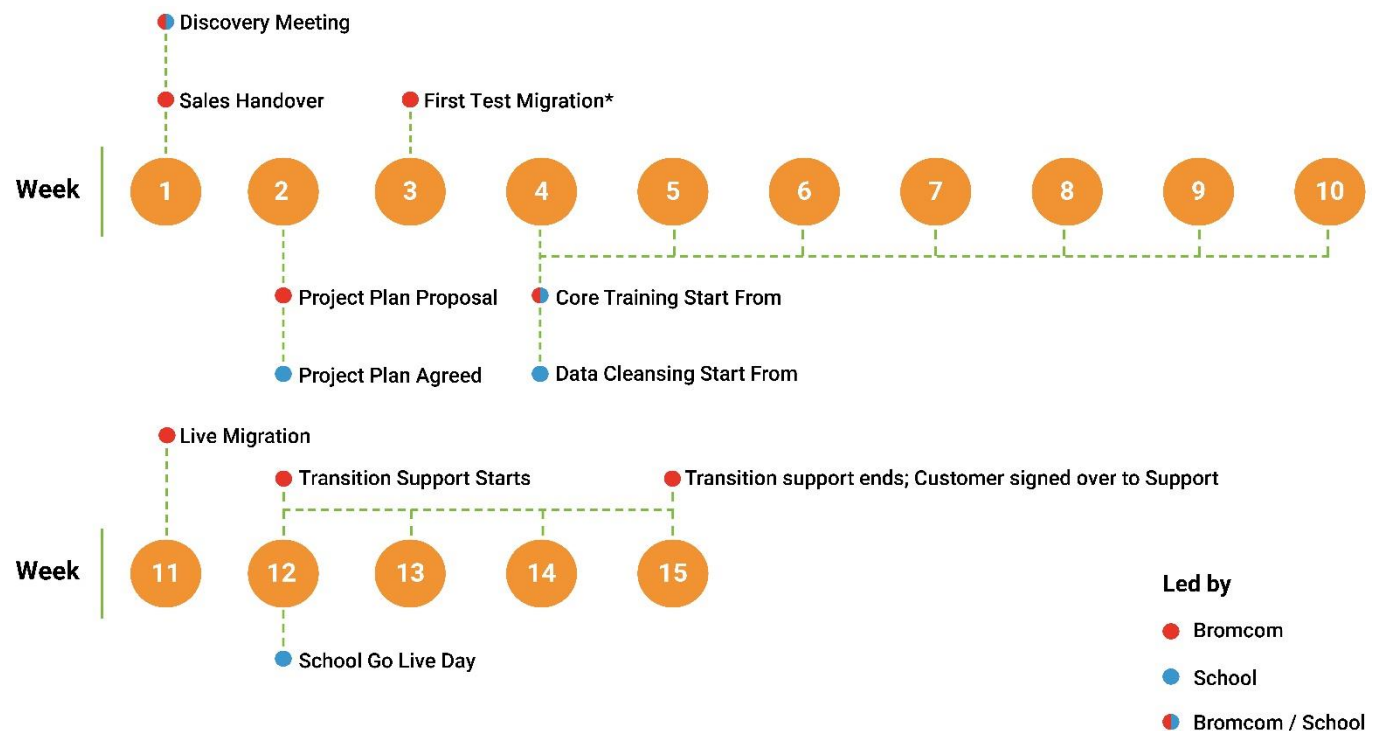
### Onboarding

Our Deployment Team is on-hand to ensure the successful implementation of Bromcom in your school. Timescales and requirements vary from school to school so you'll receive a dedicated team of people to support and help manage the change. Whether you need to push for a contractual deadline, or would rather take things at a slower pace, our experts are on hand to get you up and running.



### Illustrative Rollout Plan

Every school is different, so we'll tailor the project to the needs of your establishment. Here's an example school rollout plan that offers plenty of flexibility.



\* A second test migration can be completed depending on timescale.

## Data Migration

Data integrity is key to our business and we understand how critical data migration is to the successful adoption of Bromcom.

Bromcom migrates a huge amount of data including all staff and pupil data, attendance, behaviour, dinner and for secondaries - exams and timetable. We migrate five years' worth of data as standard with additional years available upon request. Scope documents are available for all migrations, so you can feel confident about what will be included.

Our migrations procedures have been developed over several years and are extremely efficient. From SIMS, CMIS and iSams, migration happens at the database level (from a back-up file) using advanced SQL procedures to maximise efficiency and minimise risk. For those that don't use SIMS, CMIS or iSams, we use APIs to retrieve and transform the data remotely or provide a comprehensive set of data exchange files to migrate from your legacy solution.





As a Secondary school, there are two options for data migration:



### Bromcom-managed migration

- One to two test migrations (dependent on the length of time)
- Bromcom provide data checking and reconciliation services to ensure 100% of the target data has been successfully migrated
- 5 years of data migrated as standard. Additional years available on request



### No migration (Suitable for new schools)

- 1-2-1 consultancy setup session
- Full setup guides including setup wizard (WalkThrough)

## Offboarding

In the unlikely event that you are not happy with the product and wish to end the service, we can provide all your data in either SQL or CSV (Spreadsheet) format.

## Project Management

Free of charge, we provide end to end support from the point of sale, to ensure there's minimal hassle throughout the transition process. This includes Project Management, templates and guides, alongside a Partner support team to advise you on integrations and API management. Other MIS suppliers generally charge for this service but we see it as a vital task to help you through the process.



## Transition Support

From the minute we hand you a live system you receive 1-2-1 transition support from a Customer Success Manager, with proactive, regular phone calls to help you build confidence and get the best from the system, without having to revert to formal support desk channels. This could cover anything from implementing your parental engagement strategy, to analysing your attendance or writing reports.



## Support Desk

You're also able to access our friendly and high performing support desk, with agents on hand 8am-5pm daily on the phone or online (via the online portal or live chat) to assist you with any queries you might have.


## Training and Training Resources

---

Your Bromcom licence fee includes a significant amount of training materials and plenty to help you hit the ground running. Here's a snapshot of what we offer to Schools:

### Accessible Content

- Access to our searchable online Documentation Centre in the MIS
- Help text and digital training content embedded into MIS pages
- YouTube channel with the full suite of training webinars uploaded
- Additional live webinars throughout the year at key times such as exams season or census



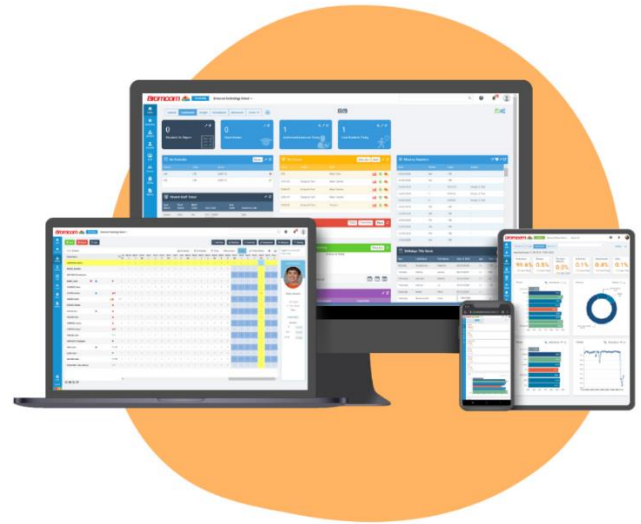
### Training sessions

- Webinar training (shared or 1-2-1), covering every module purchased in depth
- Onsite training with a completely bespoke agenda, tailored to your needs
- Timetable building Services & Specialist Consultancy

Take the next step and see how  
we can help your school

# Book a demo

020 8290 7100 | [sales@bromcom.com](mailto:sales@bromcom.com)



## Appendix A - Third Party Software

As Bromcom includes a huge amount of functionality within the MIS, our customers find that they are able to drop a significant number of third-party add-ons. Here's a list of Bromcom features and associated third party applications that schools have been able to remove. The cost savings are substantial and bringing everything into one place brings a whole host of usability and security benefits. For example, having built in Behaviour, Dinner Money and Assessment tracking means all of this information can be collated on the Parent App, with automatic notifications and a single point of reference.

A list of third-party partners can be found on the Bromcom website:

<http://www.bromcom.com/partners>

Bromcom Functionality	3rd Party Products	Supplier
Seating Plans	EduKey Class Charts MINTclass Mega Seating Plan	EduKey Education Ltd EduKey Education Ltd Tucasi Mega Seating Plan Ltd
Timetabling	Timetabler Timetabler	October Resolutions Ltd Scientia
Primary Assessment Tracking	Insight Classroom Monitor Pupil Asset Target Tracker Otrack iTRACK	Insight Pupil Tracker Pupil Asset Juniper Education Optimum LCP
Communication & Apps	Parent Mail Teachers2Parents	Iris Software Group Eduspot
Dinner Management	ParentPay WisePay School Money Schools Cash Office	ParentPay WisePay Eduspot Tucasi

Behaviour & Detentions	Behaviour Watch Behaviour Watch Behaviour Watch	Eduspot CPOMS Go 4 Schools
Medical Tracking	Medical Tracker	Medical Tracker
Parent Portal	Schools Buddy Firefly Frog	Schools Buddy Firefly Learning Ltd Frog
Student Portal (VLE)	Moodle	Moodle
Clubs / Trips & Online Payments	ParentPay WisePay School Money Schools Cash Office	ParentPay WisePay Eduspot Tucasi
Safeguarding	MyConcern Safeguard CPOMS Cura	One Team Logic Safeguard Software CPOMS Tasc Software Solutions Ltd
Parents Evening	School Cloud Systems Netmedia	School Cloud Systems Netmedia LTD
Finance	PS Financials  FMS Access Education Sage Edukey, Blue Hills Provision Map	Iris Software Group  Capita Access Education Sage Blue Hills Software Edukey Education Ltd

---

Room Booking

Room Booking

School Cloud Systems

---

CPD

BlueSky  
School CPD Tracker  
CPD Genie

BlueSky Education  
TT education  
Geniesuite



## Appendix B - MIS Checklist

We've put together a checklist of items that we feel are the main considerations when choosing an MIS. You can use it to compare our product alongside another supplier to see how they fare.

Feature	Bromcom	Competitor
<b>General</b>		
<b>1 One Stop Shop</b>  Integrated Functionality without the need for additional bolt-ons	Our combination of one SLA, all functionality and all data in one place, has won over countless schools and saved them thousands of pounds by reducing additional license charges. There's no need to transfer data back and forth between different systems and you have a single point of reference for information and reporting.	
<b>2 Modern, User Friendly Interface</b>	Staff can quickly get up and running with our straightforward and intuitive user interface that's been refreshed for 2020. A wide variety of tasks are extremely easy to access via the global search tool or the main dashboard. In many cases, a user can do all their work without even touching the menu system. Furthermore, our WalkThrough tool shows users how to carry out tasks in the system, taking them through each click, step by step. We want our users to get the best out of our MIS, so they can spend time doing what matters most.	
<b>3 Powerful Analytics</b>	Our analytic dashboards are proving a real hit for schools. Demographics and pupil KPIs such as attendance, behaviour and attainment are available at every level. It's easy to drill down from charts to tables, see the individual students and export lists if necessary. Rather than being limited to static figures, the dashboards demonstrate trends and ensure you're aware of dips in behaviour or increases in persistent absentees. If you want to design your own dashboards, Bromcom provides a secure feed to Microsoft Power BI, an industry standard interactive reporting tool. Our integrated Power BI viewer is totally unique, allowing schools to display their customised dashboards within the MIS.	
<b>4 Integrated Finance</b>	Bromcom Finance is a robust, Cloud-Based accounting system that is fully integrated with our MIS, making it a truly unique offering in the marketplace. Rather than having to jump between applications, Finance is accessible within the same interface, just like any other part of the system. Just like the MIS, you can drill down into each item and investigate in more detail. Make use of multiple tabs to improve workflow, just like when you're browsing a website.	

Feature	Bromcom	Competitor
<b>5 Flexible Assessment</b>	Our Assessment system is highly flexible and gives your school the freedom to track however you see fit. Templates are distributed and controlled centrally to avoid hassle and maintain integrity. We provide all the tools you need to record both summative and formative assessments, then analyse performance. Share assessments with Parents via our App or publish customisable reports directly to the portal.	
<b>6 Fully Developed Secondary School Functionality</b>	When it comes to a Cloud Based MIS, over 70% of Secondary Schools in the UK have chosen Bromcom. We've been providing Secondary School software for decades and our MIS has the most extensive functionality out of the box. Bromcom is the only Cloud-Based MIS to have its own built-in and integrated timetabling software, not to mention the vast array of analytics and automation features.	

## Appendix C – Total Cost of Ownership

It's worth examining some of the key financial benefits below so you can rest assured that you're making the right decision. When considering the cost of your MIS, it's important to consider a wide range of factors. We work with hundreds of Schools, Multi Academy Trusts and Local Authorities to help them make the move from on-site implementations of their MIS to a cloud-based approach.

Thanks to this, we have been able to identify significant savings that can be made when moving to the Cloud. Frequently, direct comparisons are made between the software costs for on-site solutions and Cloud solutions. This is often only a fraction of the cost of running an on-site MIS. Based on information from the large MATs we work with, we have been able to build a clearer view of the considerable cost savings that are made when an organisation switches to a Cloud solution.



Vanessa Pittard, Deputy Chief Executive of MEI (Mathematics in Education and Industry) and formerly Assistant Director at the DFE, published a whitepaper named 'Switching schools to Cloud MIS: What will really get things moving?' Here, she states that running your MIS on site can cost up to £13,000 PA in addition to the upfront software costs.

Looking at these costs in more detail, it's clear that moving to a Cloud solution eliminates these charges:

On Premise Additional Costs	Included In Cloud Costs
Local server dedicated to MIS Power Cooling Usual server maintenance Configuring access devices (Workstations)	Hosting in Bromcom Cloud
Workstation installations and upgrades Maintenance of MIS via Patches & Updates, SQL & Server migrations IT Support costs for managing the above	All Maintenance & Updates provided centrally
Costs of £13,000 PA (£6,500 for Secondary)	Included in Bromcom Pricing

## Appendix D – Financial and Economic Standing

There is a duty on public bodies to be prudent and carry out due diligence on companies as per the government guidelines [Assessing the Economic and Financial Standing of Suppliers](#)

These are especially important questions with School MIS and Finance being mission critical systems for schools, with the role these systems have in managing students including safeguard related matters and with events such as the Covid-19 pandemic having the potential to have an impact on businesses' own standings.

We are very happy to state that Bromcom is in a very strong position, the Company's reserves are at an all-time high, and its high credit rating is unchanged from that it has been over the recent years.

Experian is used by many public bodies for credit rating purposes and we invite you to check our status for yourselves online via <https://www.experian.co.uk>

An independent study published on LinkedIn used the UK Government's Financial Viability risk assessment tool<sup>1</sup> to assess the six most prominent UK school MIS vendors. The results and other tips for assessing suppliers can be found on <https://www.linkedin.com/pulse/uk-schools-mis-software-5-things-ask-suppliers-before-phil-sanders>

Question	Consideration	Bromcom Result
<b>1 System security</b>	Evidence of regular penetration testing?	✓
<b>2 Financial security</b>	Financial security?	✓
<b>3 Access to data in the cloud</b>	School specific database available without delay?	✓
<b>4 User involvement in the procurement process</b>	Before starting the procurement, review your current system along with the needs of all users & consumers of the data. Calculate the total cost of ownership to help with a value for money comparison.	✓
<b>5 Test supplier claims</b>	Trial accounts and deep dive workshops?	✓

Our business is also ISO27001 and ISO9001 certified and with full business continuity in force.

We would be happy to provide more details, should you wish.

<sup>1</sup> The Financial Viability risk assessment tool is published on the UK Government's website under "Outsourcing Playbook".



## Request a demo



020 8290 7171



[enquiries@bromcom.com](mailto:enquiries@bromcom.com)

Bromcom MIS Secondary Schools

Prepared: January 2021

Version 2

Bromcom makes no warranties, express or implied, in this document. This document is Commercial in-Confidence and shall remain the intellectual property of Bromcom. Any use or distribution of these materials without the express authorisation of Bromcom is strictly prohibited.

© Bromcom Computers Plc 2020 All rights reserved.