



New Working Spaces

WORKSPACE FURNITURE
CATALOGUE.





NAUTILUS is a Portuguese company with over 25 years of consolidated experience in the furniture sector.

With a Research and Technological Development Centre and two industrial units located in southern Europe, NAUTILUS provides a swift response and complete and comprehensive solutions, anticipating the needs of its customers.

Currently, Nautilus operates in over 20 countries through a vast network of customers and distributors.

The constant focus on innovation has allowed us to win several international certifications and awards and to become a leader in school furniture and technologies for Education and Training in the Iberian market, as well as top company in corporate furniture for offices, libraries, auditoriums and museums, amongst others.



PRODUCTION AREAS

Woodwork

Our parts pass through experienced hands and then onto a finishing line that ensures superior quality.

Metalwork

Transformation of tube and sheet components. Finishes through the epoxy paint line.

Polymer Injection

Fully automated gas-assisted injection line for efficient mass production.



NAUTILUS started its journey in 1996 with the production of domestic furniture. In 1999, the company started to focus on the production of school furniture, with noticeable success.

Today, NAUTILUS' activity is more comprehensive, consisting of the production of wood, metal and polypropylene furniture intended not only for the educational sector, but also for offices, libraries, churches and museums, etc.



INNOVATION AND DESIGN

With the “New Workspaces” collection, we offer a complete and versatile range of corporate furniture.

Through a variety of sizes, finishes and materials, NAUTILUS provides furniture solutions with a personalized touch and adapted to the specific needs of each customer.

The product design and development team at NAUTILUS adapts to a variety of aesthetics and features, with versatility being a key feature.

Our ambition is to create timeless, functional and distinctive designer furniture. That's why we nurture talent, both in inspiration and creativity, from a carefully chosen group of designers.

The commitment to innovation and the development of NAUTILUS has been recognized internationally, having been distinguished four times by the prestigious award: *WORLDIDDAC AWARD*.

New Working Spaces

WORKSPACE FURNITURE
CATALOGUE.

A SUSTAINABLE CHOICE

Over the years, Nautilus has been committed to sustainability and the circular economy, developing products that are made to last and for long-term use.

Awareness of the importance of respecting the environment and saving resources has been leading to innovative solutions with less environmental impact.

Our polypropylene product line has a 15-year warranty and, at the end of their life, chairs and tables are 100% recyclable, allowing them to be reused as raw material through the crushing process and their becoming new products.

The continuous investment in technology and automation has contributed to optimized production and low energy consumption, which is also supported by the use of photovoltaic panels and closed water circuits for reuse in the manufacturing process.

NAUTILUS is constantly committed to implementing and improving its environmental management system, as demonstrated by it obtaining the ISO 14001 international certification.

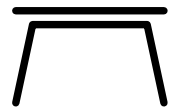




New Working Spaces

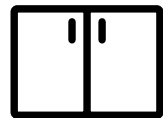
WORKSPACE FURNITURE
CATALOGUE.





13. TABLES

Desks
Meeting tables
Adjustable tables
Multifunctional tables
Support tables
Home office desk



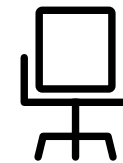
35. STORAGE

Chests of drawers
Cabinets
Shelves



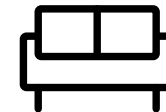
47. ACOUSTIC SOLUTIONS

Partitions
Panels



55. CHAIRS

Operating chairs
Support chairs
Benches



69. SOFT SEATING

Poufs
Sofas



77. RECEPTION

Counters



81. TECHNOLOGY

Video conference kit
Interactive dashboards



87. MODELS



95. FINISHES

Index

New Working Spaces

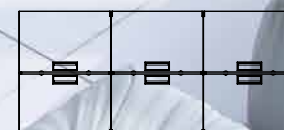
WORKSPACE FURNITURE
CATALOGUE.





Tables.

New Working Spaces



- 1x ATL.ODI
- 1x ATL.ODIN
- 1x ATL.ODF
- 3x ATL.DT
- 2x ATL.DLV
- 6x A.BR.3

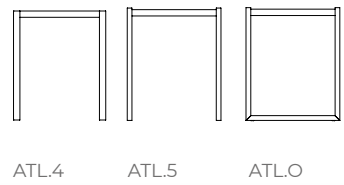


Desks

ATLANTIC

Ideal for any space.

Change the top finish or the colour and shape of the legs and you can create a totally new table ideal for your space.



120 | 140 | 160 | 180 | 200 x 60 | 70 | 80 cm



METAL STRUCTURE

- STAINLESS STEEL
- ALUMINIUM RAL 9006
- ANTHRACITE RAL 7021
- GREY RAL 7035
- WHITE RAL 9016

MELAMINE TOP

- WHITE B010
- GREY T166
- DARK GREY T167
- TAUPE U795
- BORGONHA H3734 ST9
- SAND H1277
- BEECH M350



Desks
ATLANTIC



1x ATLOM
1x ATL.OA
1x ATL.PF
4x ATL.PB

Complements.

Complement your desk by giving it greater functionality through a wide range of accessories to choose from: extensions, dividers, front panels, cable entries and ducts.



Meeting tables
ATLANTIC

The ideal solution for
your meetings.

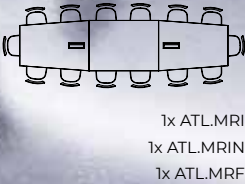
Meeting tables in sized adaptable to the dynamics of
your office. The additional tables allow you to easily
increase the number of workstations.



ATL.FE Ø100 / 120 x 73

Form and function.

Round tables and bases ensure efficient
use of the entire table area and facilitate
communication between employees.



METAL STRUCTURE

- STAINLESS STEEL
- ALUMINIUM RAL 9006
- ANTHRACITE RAL 7021
- GREY RAL 7035
- WHITE RAL 9016

MELAMINE TOP

- WHITE B010
- GREY T166
- DARK GREY T167
- TAUPE U795
- BORCONHA H3734 ST9
- SAND H1277
- BEECH M350

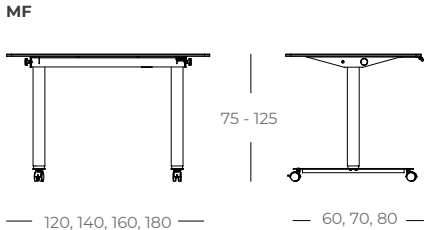


Adjustable Tables

FLOW

An easy way to stay active at work.

Table with electronic adjustable height. Easy to adjust and easy to use. Remains active for a long period of time.

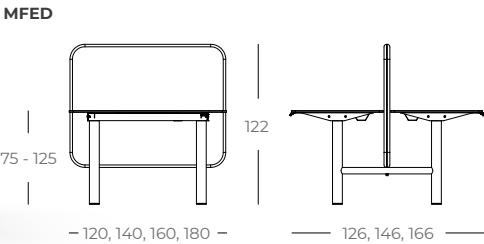


Adjustable Tables

FLOW

Double Flow

Double structure version. The central panel, specially designed for this version, provides privacy and sound absorption.



Easy to use

The table height can be adjusted by pressing a button (memory slot button or up and down controls.)



Anti-shock system.

The anti-shock feature reduces the likelihood of damage if the table collides with a hard object (e.g., chest of drawers).

METAL STRUCTURE

- BLACK RAL 9005
- WHITE RAL 9016

COMPACMEL TOP

- WHITE
- GREY



Multifunctional tables

SMART DESK

Smart solution for meetings.

An easy way to give presentations and participate in video conferences or meetings. In both versions (screen / single) the heights of the top and monitor can be adjusted to enable working in a higher or lower position.



Lighting



Multifunctional tables

SMART DESK

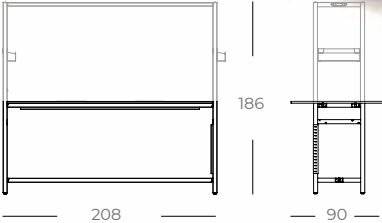


METAL STRUCTURE

- STAINLESS STEEL
- ALUMINIUM RAL 9006
- ANTHRACITE RAL 7021
- GREY RAL 7035
- WHITE RAL 9016

MELAMINE TOP

- WHITE B010
- GREY T166
- DARK GREY T167
- TAUPE U795
- BORGONHA H3734 ST9
- SAND H1277
- BEECH M350

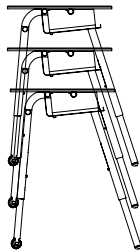


Multifunctional tables

TEAM

Flexible
collaboration.

The Team tables were developed with collaborative work and meetings in mind. Triple or double table (MTT / MTD), with adjustable height and angle. Includes castors for easy mobility and stackability. Tubular metal structure and top in Compacmel®.



METAL STRUCTURE

ANTHRACITE
RAL 7021

WHITE
RAL 9016

GREY
RAL 7035

COMPACMEL TOP

WHITE

GREY



Connection hook enables tables to be connected.



Casters



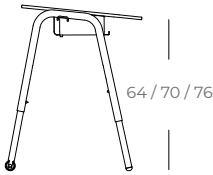
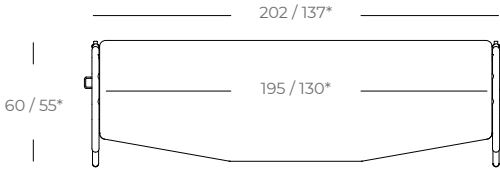
Sub-top (optional)



Spring adjustment (optional)



MTT / MTD*



Tilt: 0° - 6°



Support tables
BLOOM

A complement to any area.

Choose from a variety of organic shapes. BLOOM tables are ideal for reception or informal spaces. The BLOOM is suitable for workspaces and meeting areas.



METAL STRUCTURE

- ANTHRACITE RAL 7021
- WHITE RAL 9016
- GREY RAL 7035

PLYWOOD TOP

- BIRCH

COMPACMEL TOP

- WHITE
- GREY

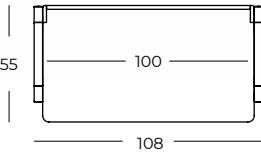
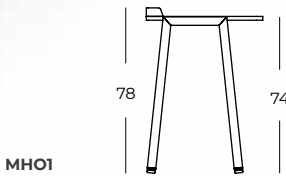


Table

HOME OFFICE

Working from home.

The distance between home and work is increasingly relative. Trends in home office furniture design show just that. Our desks are a mirror of this evidence, meeting the blurring of the border between the living space of the house and the space reserved for work.



METAL STRUCTURE

ANTHRACITE
RAL 7021

WHITE
RAL 9016

GREY
RAL 7035

PLYWOOD TOP

BIRCH





Storage.

New Working Spaces



- 1x ATL.PB
- 1x ATLA
- 1x ATL4DI
- 1x ATL4DF
- 4x ATL.PD

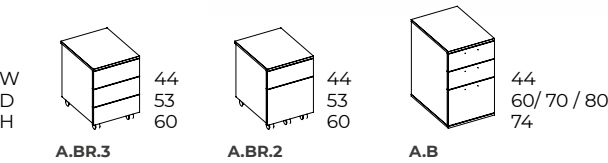


Storage

ATLANTIC

Chest of drawers.

We offer movable chests of drawers under the table or fixed chests at table height. The chests have conventional drawers or drawers for hanging files. Seat cushion option.



MELAMINE TOP



1x ATLOM
1x A.B
1x ATLA



Storage

ATLANTIC

Cabinets.

We offer a wide range of storage solutions and features, suitable for your office space.



There are different options for your cabinets: sliding doors, shutter doors and open storage shelves.

W	80 / 100	44	80 / 100	80 / 100
D	44	80	44	44
H	74 / 110 / 149 / 185	110	74 / 110 / 149 / 185	74 / 110 / 149 / 185
	ATL.PP	ATL.PD	ATL.A	ATL.PB



METAL SHELVES

	ANTHRACITE RAL 7021		GREY RAL 7035		WHITE RAL 9016
--	------------------------	--	------------------	--	-------------------

MELAMINE TOP

	WHITE B010		GREY T166		DARK GREY T167		TAUPE U795		BORGONHA H3734 ST9		SAND H1277		BEECH M350
--	---------------	--	--------------	--	-------------------	--	---------------	--	-----------------------	--	---------------	--	---------------





Storage ERGOS

Versatility and
capacity.

ERGOS TRAY storage trays have a unique stacking system and can be stacked without the support of any structure, including contents. The ERGOS TRAY are a great solution for storage in offices or workshops.



MM 31R cabinet

With their metal, melamine or wood structure, our cabinets offer everything you need for maximum storage and enable different types of setup.




BERG benches

Storage

BLEND

Shelves.

Well-organized office supply storage with a large selection of accessories, helping you organize according to your needs.

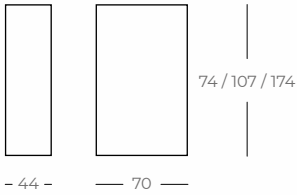


METAL STRUCTURE

- ANTHRACITE RAL 7021
- GREY RAL 7035
- WHITE RAL 9016

MELAMINE TOP

- WHITE B010
- GREY T166
- DARK GREY T167
- TAUPE U795
- BORGONHA H3734 ST9
- SAND H1277
- BEECH M350



BLE.6



BLE.4



BLE.10

Accessories.

The use of acoustic panels in shelves adds colour to your office space and absorbs noise. The whiteboard option is ideal for jotting down your ideas.



BLEV GLASS



BLEC BUCKET



BLEM ACOUSTIC PANEL




BLET WHITEBOARD



Storage
BOX

Shelves.

BOX shelves are designed to work with our range of ERGOS TRAY boards. In addition, these shelves can be combined with our line of BLOCK soft seating, creating a perfect and harmonious connection that lends a distinctive touch to your spaces.



5x **BLOCK: BLCPI**
1x **BLOCK: BLC** (T6 : L 1642)
1x **BLOCK: BLC** (T8 : L 2128)
4x **BOX: BCE/BCET**



BCET



BR4T




BCIT



BCEA

MELAMINE
STRUCTURE

WHITE B010	GREY T166	BEECH M350
---------------	--------------	---------------





Acoustic Solutions.

New Working Spaces



Partitions / Acoustic Panels

MUTE

Organize spaces with privacy and creativity.

MUTE acoustic partitions allow you to create different spaces and setups. They can be used to create enclosed spaces, guaranteeing privacy and concentration, and/or for sound insulation, ensuring sound absorption.



Partitions / Acoustic Panels

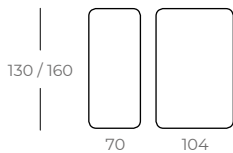
MUTE

Accessories

Metal supports for miscellaneous items (shelf, A4 holder, pencil holder, coat rack and whiteboard).



Holders



Connectors



FABRICS
300 g/m2



Partitions / Acoustic Panels

MUTE

Decorative acoustics

Decorative acoustic panels available in a variety of shapes and colours. Our panels were chosen for the decoration of different spaces, their acoustic component improving comfort without compromising on functionality and interior aesthetics. Decorative acoustic panels are the ideal solution for creating comfortable environments in offices, meeting rooms, and lobbies, etc.



MUPR
Round



MUPLU
Moon



MUPQ
Square



MUPLO
Diamond

FABRICS
300 g/m2





Chairs.

New Working Spaces



Operating chairs

NOVA OFFICE



ORIGIN

Back: Covered
Seat: Covered with flexible foam upholstery
Base: Pyramidal round (aluminium / nylon)
Mechanism: Permanent contact



ORACLE

Back: Covered
Seat: Covered with flexible foam upholstery
Base: Pyramidal round (aluminium / nylon)
Arms: Fixed / adjustable in height / adjustable in height and width
Mechanism: Synchron
Optional headrest



OPTIMUS

Back: Net
Seat: Covered with flexible foam upholstery
Base: Pyramidal round (aluminium / nylon)
Arms: Fixed / adjustable in height / adjustable in height and width
Mechanism: Synchron
Optional headrest



OCCASION

Back: Covered
Seat: Covered with flexible foam upholstery
Structure: Black (other colours upon request)

Characteristics.



FABRICS
Fire Retardant



HALF LEATHER
Fire Retardant

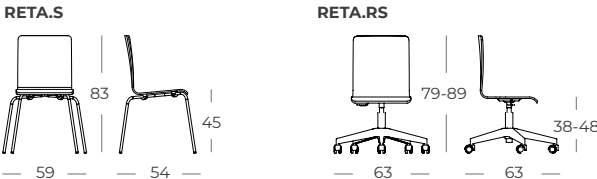


Support chairs
RETA



Distinct character.

Due to their sober lines, RETA chairs are the ideal solution for any type of project, adapting perfectly to public and private spaces. Available in various finishes.



SEAT AND
BACKREST



BEECH

METAL
STRUCTURE



STAINLESS
STEEL



ALUMINIUM
RAL 9006



ANTHRACITE
RAL 7021



GREY
RAL 7035

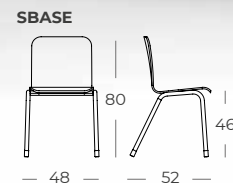
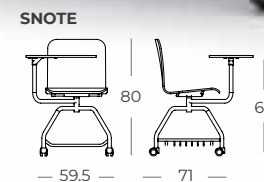
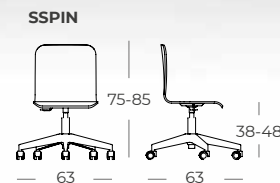
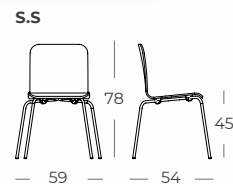
FABRICS
300 g/m2



HALF LEATHER
520 g/m2



Support chairs
SMOOTH



Matches any
environment.

RETA SMOOTH chairs blend seamlessly into modern office environments. Available in various structures and finishes, from natural wood to fabric covering to provide superior comfort.



Variety of upholstery colours and
frames to fit any interior.



SEAT AND
BACKREST



BEECH

METAL
STRUCTURE



STAINLESS
STEEL



ALUMINIUM
RAL 9006



ANTHRACITE
RAL 7021



GREY
RAL 7035

FABRICS
300 g/m2

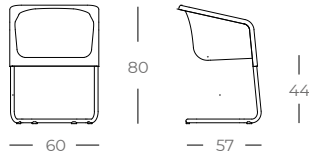


HALF LEATHER
520 g/m2



Support chairs
ADAGIO

The ADAGIO chair was developed for Casa da Música. Designed to adapt to different types of environment, spaces or uses, it is ideal for concert halls, auditoriums, amphitheatres, conference rooms or lounge spaces.



METAL STRUCTURE

STAINLESS STEEL

SEAT

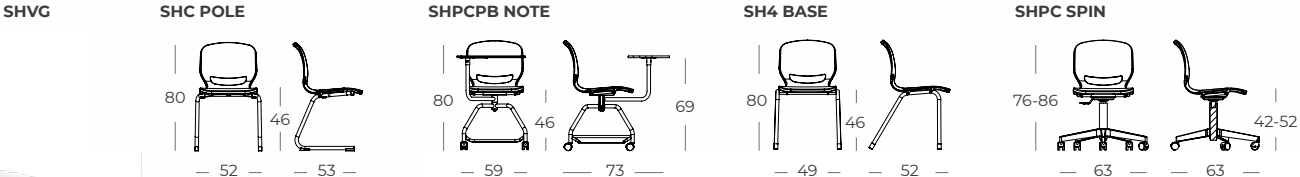
FORMFLEECE

100% Polyester. Mixture of black and white fibres, density 2.5 kg / m². Pressed and contoured by waterjet cutting.



Support chairs

ERGOS SHELL

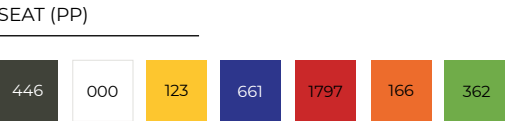


Colour and relaxation
in your spaces.

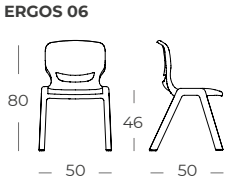
Modern, practical, lightweight and at the same time durable, they are perfect for conference rooms, training rooms, visiting rooms, cafeterias and social spaces. 100% recyclable structure.

Increased comfort.
Seat option with flexible polyurethane foam upholstery, 30kg/m³ density, covered with fabric or half leather.

Antibacterial.
Option to add an antibacterial component to your formula, eliminating up to 99.9% of bacteria.



ERGOS ONE




Versatility and
sustainability.

Made entirely of gas-injected double-wall polypropylene, ERGOS ONE chairs are designed to offer exceptional strength and stability. They fit easily into any type of space and environment, guaranteeing perfect compatibility due to their wide range of colours and elegant design.

100% recyclable.
Made of safe and non-toxic material.

Increased comfort.
Seat option with flexible polyurethane foam upholstery, 30kg/m³ density, covered with fabric or half leather.

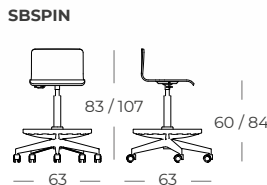
Antibacterial.
Option to add an antibacterial component to your formula, eliminating up to 99.9% of bacteria.



Benches

RETA

RETA benches are perfect for high tables in lounge spaces, cafeterias or working areas. With their attractive look, they are ideal for gathering employees for lunch, coffee or teamwork. The ergonomic lines of the seat and back provide extra comfort.



SEAT AND BACKREST



BEECH

FABRIC
300 g/m2



METAL STRUCTURE



STAINLESS
STEEL



ALUMINIUM
RAL 9006



ANTHRACITE
RAL 7021



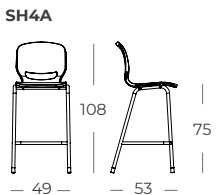
GREY
RAL 7035

HALF LEATHER
520 g/m2



ERGOS SHELL

ERGOS SHELL benches blend effortlessly into the modern office interior. By choosing more vivid colours, you can give a cheerful touch to your interior. Upholstered seat available in fabric or half leather.



METAL STRUCTURE



ANTHRACITE
RAL 7021



GREY
RAL 7035



WHITE
RAL 9016

SEAT (PP)



446



000



123



661



1797



166



362

Increased comfort.

Seat option with flexible polyurethane foam upholstery, 30kg/m3 density, covered with fabric or half leather.

Antibacterial.

Option to add an antibacterial component to your formula, eliminating up to 99.9% of bacteria.

WOBBLE

Height adjustable seat. Its base allows you to shift position, allowing a more dynamic and relaxed posture. Upholstered seat.



ESTRUTURA METÁLICA



ANTHRACITE
RAL 7021

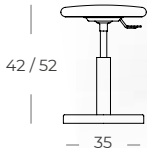



GREY
RAL 7035



WHITE
RAL 9016

WOBBLE STEP





Soft Seating.

New Working Spaces

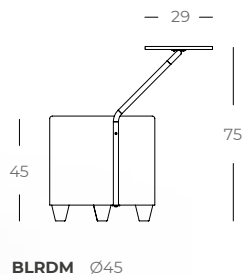


Soft seating
BLOCK



Poufs and sofas

Add a touch of comfort and additional colour to your spaces with the BLOCK line. Depending on the size of the room, they help distributing and organize space and are an ideal complement to the decoration of your rooms.



FABRICS
300 g/m2



HALF LEATHER
520 g/m2



Properties of
covers.

HALF LEATHER

Resistant to hydrolysis
Waterproof
Longevity
Comfort and Lightness
Chemically Inert


UNE EN 1021-1 | UNE EN 1021-2 | IMO MSC.307(88) An.1 Part 8
UNE EN 14465:2004 + A1:2007 (12 kPa) - 100.000 Cycle
Anti-bacterial: ISO 22196:2011 - Inhibition rate > 99,9%
Colour fastness to light: EN ISO 105-B02 ≥ 5
Colour fastness to friction: EN ISO 105-X12 - 4/5
Tear resistance: EN ISO 13937-2 - 32/40 N
SVHC 155 chemicals, regulation (EC) no. 1907/2006
Absence of azo compounds, phthalates and DMF

FABRICS

Breathable
Recyclable
Comfort and Lightness
Longevity

EN 1021-1:2006 | BS 5852:2006 CRIB 0
ISO 12947-2:1998 + Cor.1:2002 - 100.000 Cycles
Colour fastness to light: ISO 105 B02:1994 + A1:1998+A2:2000 - 3/4
Pilling resistance: ISO 12947-2:1998 + Cor.1:2002 - 4/5
Colour fastness to friction: ISO 105 X12:2001 - 4/5
SVHC 155 chemicals, regulation (EC) no. 1907/2006
Absence of azo compounds, phthalates and DMF





Soft seating
BLOCK XL

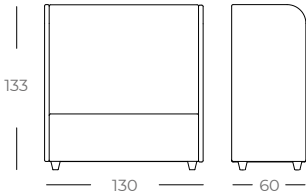



Organize spaces with privacy and creativity.

BLOCK XL allow you to create different spaces, ensuring good sound absorption and the privacy needed to perform tasks that require more concentration.



FABRICS
300 g/m2





Reception.

New Working Spaces



NBL

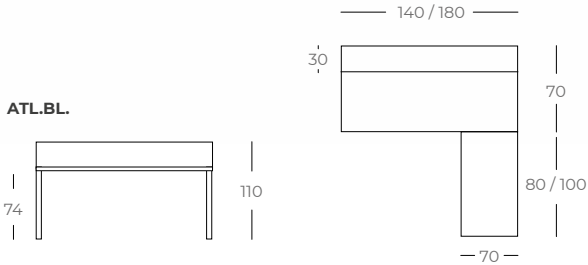


Reception

ATLANTIC

Counters.

Depending on the style of the interior, choose between a warm melamine or a luxurious veneer finish. Various front and top combinations are also available. Using the same finish on top, base and front will create a solid, minimalist reception unit. On the other hand, the introduction of a different coloured top will subtly reveal the elegance of this reception desk.



METAL STRUCTURE

- STAINLESS STEEL
- ALUMINIUM RAL 9006
- ANTHRACITE RAL 7021
- GREY RAL 7035
- WHITE RAL 9016

MELAMINE TOP

- WHITE B010
- GREY T166
- DARK GREY T167
- TAUPE U795
- BORGONHA H3734 ST9
- SAND H1277
- BEECH M350





Technology.

New Working Spaces



Technology

NETBOARD

Interactive video conferencing kit.

Mobile support suitable for small group meetings/video conferencing sessions. 24" or 27" LED Touch screen. 2-position adaptable Logitech Meetup camera. Mini PC.



Interactive displays.

Promethean™

4K 65", 4K 75", 4K 86" technology. They provide an intuitive user experience through a unified menu that enables quick and simplified navigation, with easy access to all applications and content. The built-in Android™ 8 operating system brings new levels of speed, security and reliability. Via USB-C, you can watch, listen, interact and charge your notebook with just 1 cable.



NB FLOW FLIP

Adjustable in height (70cm stroke) and angle by electric motor with command. Central lifting column (17x15 cm). Vesa 70x60 mm in sheet steel and with tube reinforcement, tilting at 90°. Epoxy paint finish. Floor support with 4 polyamide castors with stopper.



NB NEW BASIC MOBILE

Mobile support. Vesa for monitor support in sheet steel. Base and shelf in 19 mm compact melamine with PVC edges. Shelf with dimensions 1000x290 mm and base with 1240x900 mm. 4 polyamide castors, 2 with stopper. Structure with epoxy paint finish.



NB NEW BASIC FIXED TO WALL

Wall-mounted interactive station, height-adjustable on assembly, with weight unloading to the ground. All metal materials with epoxy paint finish.



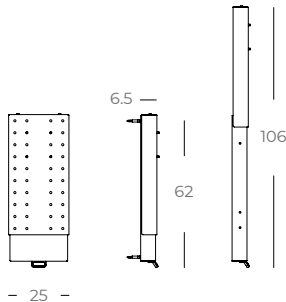
Tehcnology

NETBOARD



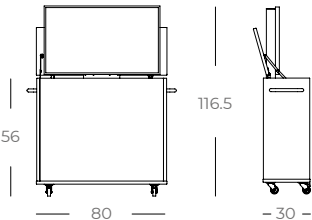
Flow Mini.

Wall-mounted screen support. Electrical control. Maximum weight up to 45 kg.



Flow Box.

Mobile cabinet with monitor, suitable for meetings and presentations. Easy to move to anywhere in your office. Screen up to 32".



MELAMINE
STRUCTURE



TABLES

DESKS

ATLANTIC (P.13)



ATL.4



ATL.5



ATL.O

W 120 / 140 / 160 / 180 / 200
D 60 / 70 / 80
H 74

Extensions



W 80 / 100
D 60
H 74

HOME OFFICE (P.30)



MHO 100 x 55 x 74

DOUBLE STANDS

ATLANTIC



ATL.4D



ATL.5D



ATL.5O

W 120 / 140 / 160
D 141 / 161
H 74

MEETING TABLES

ATLANTIC (P.16)



ATL.MRI / MRF



ATL.MRIN

W 140
D 110
H 73



ATL.FE Ø100 / 120 x 73

BLOOM (P.28)



BLMT 120 x 114 x 74



BLMQ 120 x 116 x 74



BLMC Ø 120 x 74

ADJUSTABLE TABLES

FLOW (P.18)



MFE 120/140/160/180 x 60/70/80 x 75-125



MFED 120/140/160/180 x 126/146/166 x 75-125

SMART DESK (P.22)



SMARTL 208 x 90 x 186



SMARTE 208 x 90 x 132

TEAM (P.26)



MTT 195 x 60 x 64 -70 - 76



MTD 130 x 55 x 64 -70 - 76

SUPPORT TABLES

BLOOM MINI (P.28)



BLMMT 65 x 62 x 44



BLMMQ 65 x 63 x 44



BLMMC Ø 65 x 44

TALL TABLES

ATLANTIC



ATL.4MA
200 x 80 x 90 (Tube 40 x 40 mm)



ATL.5MA
200 x 80 x 90 (Tube 50 x 30mm)



STORAGE

ACOUSTIC SOLUTIONS

DRAWERS

CABINETS

LOCKERS

SHELVES

PARTITIONS

WALL PANELS

ATLANTIC (P.34)



A.BR.3



A.BR.2

W 44
D 53
H 60

Accessories



A.ALM
44 x 53 x 7



A.B

W 44
D 60 / 70 / 80
H 74

HOME OFFICE (P.31)



BHO
30 x 48 x 56

ATLANTIC (P.36)



ATL.PB



ATL.PP

W 80 / 100
D 44
H 74 / 110 / 149 / 185



ATL.PD

L 44
P 80
A 110

ERGOS (P.39)



MM31R / MM31RP
104 x 44 x 96

ATLANTIC



ATL.CA 9 / 12 / 15 cacifos
100 x 44 x 185



ATL.A 9 / 12 / 15
100 x 44 x 185

BLEND (P.40)



BLE.4
70 x 44 x 74



BLE.6
70 x 44 x 107



BLE.10
70 x 44 x 174

Acessórios



BLEV
31 x 39 x 13



BLEC
31 x 39 x 32



BLEM
69 x 4 x 35
35 x 4 x 69
69 x 4 x 69



BLET
69 x 4 x 35
35 x 4 x 69
69 x 4 x 69

BLES (PEN HOLDER for
WHITEBOARD)
31 / 66 x 6 x 2

BOX (P.42)



BRA
104 x 43.5 x 195



BCEA
110 x 49 x 195



BCIA
84.5 x 47.5 x 195



BCE
110 x 49 x 81.5



BCET
110 x 49 x 81.5



BCI
84.5 x 47.5 x 81.5



BCIT
84.5 x 47.5 x 81.5



BR6
104 x 43.5 x 81.5



BR4T
104 x 43.5 x 81.5



BR4
70 x 43.5 x 81.5



BR2T
70 x 43.5 x 81.5

MUTE (P.44)



MF / MR
70 x 130



MAF / MAR
70 x 160



MLF / MLR
104 x 130



MALF / MALR
104 x 160

Accessories



MUCAB
5 x 8 x 13



MUS
22 x 8.5 x 32



MUPL
10 x 12 x 12



MUTES
75 x 14 x 75



MUP
50 x 19 x 12

ATLANTIC

Front Partitions



ATL.DV



ATL.DM



ATL.DT

W 116 / 136 / 156
D 3
H 35

Side Partitions



ATL.DL.V



ATL.DL.M



ATL.DL.T

W 141 / 161
D 3
H 35

MUTE (P.50)



MUPR
Ø 60 x 4 / 8



MUPQ
60 x 60 x 4 / 8



MUPLU
60 x 50 x 4 / 8



MUPLO
88 x 52 x 4 / 8



CHAIRS

OPERATING CHAIRS

NOVA OFFICE (P.56)



EXE02 ORACLE
70 x 70 x 44 - 57



OPTIMUS
70 x 70 x 44 - 57



UNA014TI ORIGIN
60 x 60 x 43 - 56



Cb 04 NT OCCASION
55 x 55 x 46

SUPPORT CHAIRS

RETA (P.58)



RETA.S
59 x 54 x 45



RETA.RS
63 x 63 x 38 - 48

SMOOTH (P.60)



S.S (P.60)
59 x 54 x 45



SSPIN
63 x 63 x 38 - 48



SBASE
48 x 52 x 46



SNOTE
59 x 71 x 46

ERGOS SHELL (P.64)



SH4 BASE
49 x 52 x 46



SHC POLE
52 x 53 x 46



SHPCPB NOTE
59 x 73 x 46



SHPC SPIN
63 x 63 x 42 - 52



SPIN AP
63 x 63 x 65 - 89



SHVG 2 / 3 / 4 / 5
97 / 146 / 194 / 243 x 51 x 45

ERGOS ONE (P.65)



ERGOS 06
50 x 50 x 46

ADAGIO (P.62)



ADAGIO
60 x 57 x 44

BENCHES

RETA (P.66)



SBSPIN
63 x 63 x 60 - 84



SBA
55 x 47 x 75

ERGOS SHELL (P.67) WOBBLE (P.67)



SH4A
49 x 53 x 75



WOBBLE
Ø35 x 42 - 52

BERG (P.39)



BERG 04 142 x 41 x 56



BERG 03 107 x 41 x 56



BERG 02 72 x 41 x 56



SOFT SEATING

POUFS

BLOCK (P.70)



H 45/70*

SOFAS

QB (P. 68, 70, 76)



BENCHES

STAND (P.10)



RECEPTION

COUNTERS

ATLANTIC (P.77)



TECHNOLOGY

NETBOARD / NETBOOK

NETBOARD (P.82)




NETBOOK (P.80)




MISCELLANEOUS


ADDITIONS




RB42 - MOBILE BOARD
150 x 45 x 198




QP - PORCELAIN FRAME
90 / 150 / 200 / 250 x 120




MOBILE EXHIBITOR
04.03S 92 x 47 x 154
04.04S 92 x 47 x 179




RA02A - SHOWCASE EXHIBITOR
150 x 75




QC - CORTICITE FRAME
90 / 150 / 200 / 250 x 120




RE 01 - UMBRELLA HOLDER
45 x 15 x 50




05.14NT - COAT RACK
30 x 30 x 174




ERGOS TRAYS
T1: 37,5 x 31 x 7,5
T2: 37,5 x 31 x 15




Rd 01 NT - BASKET FOR PAPER
36 x 30 x 45



PHO - HOME OFFICE SHELF
80 / 50 x 27



RAC6 / RAC9 - ACRYLIC PROTECTORS
100 x 20 x 60 / 90



RC 01 ML - 12 COATHANGER RACK
120 x 2 x 15










FINISHES



Surfaces


MELAMINE

B010 White	T166 Grey	T167 Dark Grey	U795 Taupe	H3734 ST9 Borgonha	H1277 Sand	M350 Beech
						

WOOD



THERMOLAMINATED



COMPACMEL











PLYWOOD




Structures

PAINTING

RAL 7035 Light Grey	RAL 7037 Dark Grey	RAL 7021 Anthracite	RAL 9006 Aluminium	RAL 9005 Black	RAL 9016 White	RAL 3000 Red	RAL 5010 Blue
							



INOX



Polypropylene

100 Black	446 Anthracite	432 Dusk	427 Light Grey	000 White	123 Yellow	137 Daffodil Yellow	146 Orange
							
661 Deep Blue	636 Light Blue	1815 Tomato Red	1797 Bright Red	244 Pink	7656 Light Plum	3425 Dark Green	362 Light Green
							

Upholstery

FABRICS

Shale	Ebony	Mist	Khaki	Straw	Moss	Orange	Avocado
							
Ocean	Lava						
							

HALF LEATHER

Black	Hurricane	Pearl	Natural	Lemon	Clay	Orange	Avocado
							
Azurite	Carmin						
							

FORMLEECE



Follow us



nautilus.pt



linkedin.com/company/nautilussa



facebook.com/nautilus.furniture



instagram.com/nautilus_furniture



pinterest.pt/nautilussa



youtube.com/user/NautilusPT

www.nautilus.pt

