

myViewBoard®

DIGITAL WHITEBOARD ECOSYSTEM



UNDERSTANDING THE myViewBoard® ECOSYSTEM

The myViewBoard® digital ecosystem delivers the tools people need to learn, engage and solve problems. From the classroom to the conference room to the home office, myViewBoard enhances idea sharing, collaboration and teamwork.



Engage Students:

Facilitate ideas and foster creativity with digital whiteboarding, collaborative classroom tools and curated education videos.



Cloud-Based Collaboration:

Work, teach and collaborate anywhere with cloud-based software and wireless presentation capabilities.



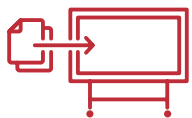
Boost Efficiency:

Reach new levels of efficiency with device management and mobile application tools.

For more info, or to sign up, visit myviewboard.com.

Digital Whiteboard

SIMPLE FOR TEACHERS



Digital Whiteboarding Tools:

Upload lessons easily and annotate lectures and presentations in real time.



Cross-Platform Support:

Available in Windows, Android and online (PC, Mac or tablets). Import legacy SMART, Promethean and Flipchart files without any lost content.



Cloud Integration:

Easily access files from trusted cloud storage providers such as Google Drive, OneDrive, Dropbox and Box.



Screen Recording:

Record entire whiteboarding sessions for easy sharing of meetings and lessons.



Reliable Security:

Built on AWS for enterprise-grade security and protected by AES 256-bit encryption.

Participation

PROACTIVE AND ENGAGED

Learning is not one directional. With myViewBoard, educators can easily create environments where students can actively engage and participate in their own learning by utilising their own devices. By actively engaging kids in the learning process, they become empowered participants instead of passive consumers.



Pop Quiz:

Assess student performance in real-time with an easy-to-use quiz feature for immediate feedback.



Screen Sharing:

Remotely share students' screens (up to six) or send the teacher's screen to student devices.



Throw:

Send images, documents or videos from user devices onto the ViewBoard display.



FollowMe:

Allows users to have their content, backgrounds and settings follow them from panel to panel.



Video-Assisted Learning

MYVIEWBOARD CLIPS

myViewBoard clips is a video-assisted learning platform that delivers access to over 2 million licensed educational videos. This content is educationally curated, ad-free and suitable for global curricula. Access to these materials gives educators the freedom to create interactive and engaging lessons with rich content directly on the myViewBoard canvas.



Curated:

Find video curated specifically for educational purposes.



High Quality Videos:

Every video is selected for quality and subject matter from trusted sources.



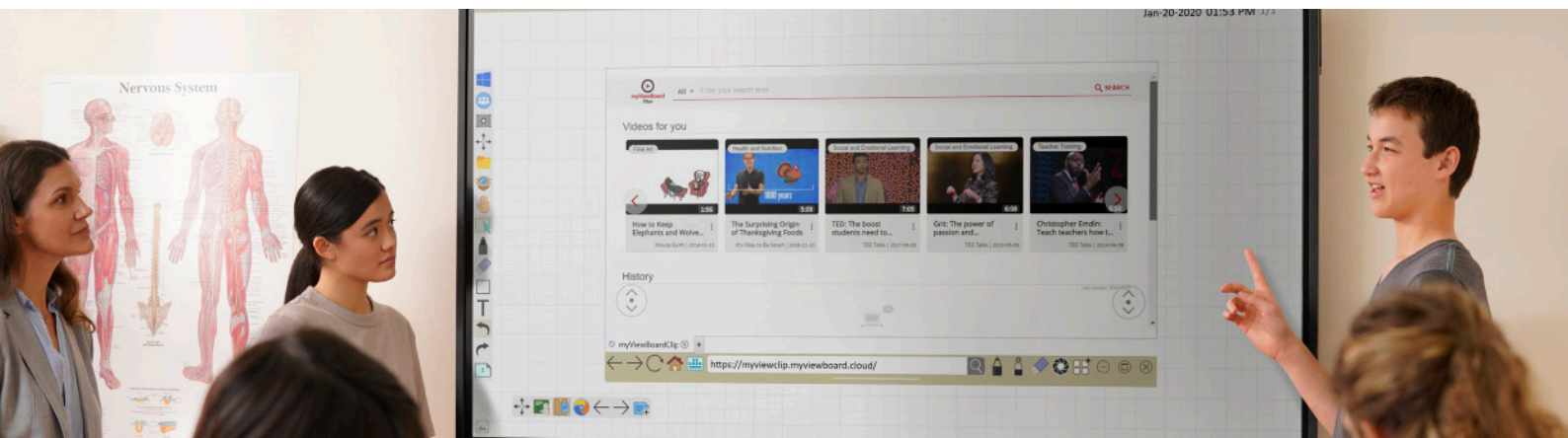
Copyright-Cleared:

Use videos without worry of copyright infringement.



No Disruptions:

No commercials, inappropriate content, or delays.



Classroom Collaboration

MYVIEWBOARD CLASSROOM

Whether you are in the classroom, teaching from home or using a combination of both, ViewSonic myViewBoard Classroom allows you to create engaging lessons no matter where your students are.

myViewBoard Classroom is a hybrid teaching software tool packed with a variety of features to help you effortlessly create a classroom environment in the digital space.



Digital Whiteboard:

Students can interact with the teacher on the whiteboard without physically being in the classroom.



Access Lessons Anytime:

Teachers and students can sign in from any computer without downloading additional software. Lessons can be recorded for later viewing.



Leverage Existing Content:

Educators can save time and increase efficiency by using their browser to import lessons as PowerPoints, PDFs or Google Slides.



Interactive Engagement:

Students can engage with teachers in real-time using one-way video streaming while interacting with each other using audio conferencing and live chat.



Classroom Management:

Easily manage and moderate classrooms by granting permission to students with a virtual "raised hand" to speak or write.



Safe Learning Space:

Create a safe learning environment for students by requiring secure authentication with Google or Microsoft single sign-on to attend lessons.

*Feature availability may vary per platform.

Secure Management

MYVIEWBOARD MANAGER



With myViewBoard Manager, IT administrators can securely message, monitor and manage hundreds of enrolled devices no matter where they are.



Device Monitoring:

Monitor device status directly from the admin portal.



Broadcasting:

Effortlessly send messages or pictures to enrolled devices (OTA).



App Management:

Remove or install apps on enrolled devices remotely.



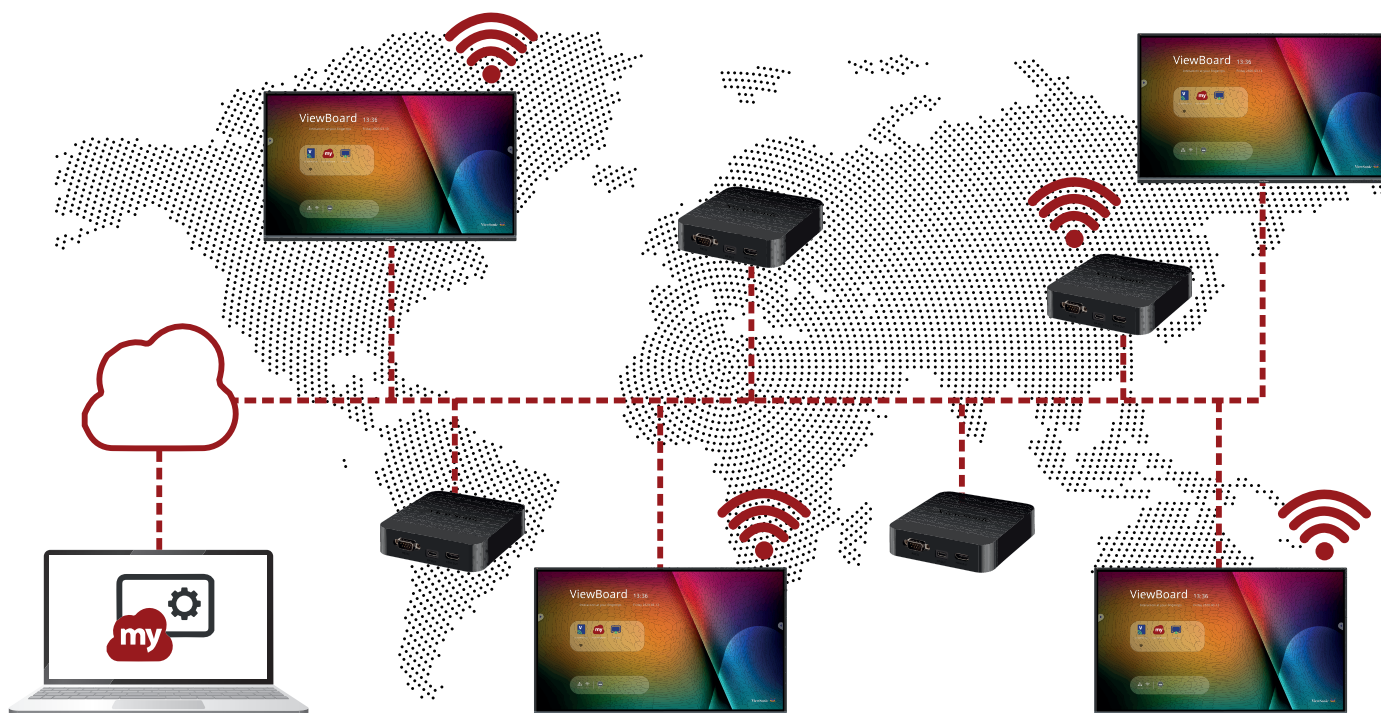
Cloud-based:

IT admins can access the control panel from anywhere in the world.



myViewBoard Ecosystem:

Integration with the myViewBoard ecosystem allows IT admins to access multiple applications on a single platform.



Seamless Casting

MYVIEWBOARD DISPLAY

myViewBoard Display is a free screen-casting application that facilitates wireless collaboration in physical or virtual meeting spaces. It allows users to mirror their desktop wirelessly to supported Interactive Flat Panels (IFP) and Wireless Presentation Displays (WPD). myViewBoard Display comes preinstalled on selected ViewBoard hardware but can also be installed manually on any IFP or WPD that runs Android 6 or higher.



Easy to Use:

Runs smoothly without any hardware or software installation required.



Secure Casting:

Cast your presentations securely with password protection.



Maintenance-Free:

Get OTA updates that automatically update your application.



Versatile:

Supports Google Chrome and Microsoft Edge browsers for remote access anywhere in the world.



Extensive:

Compatible with devices running Android 6.0+ and above.

More Ways to Access MYVIEWBOARD COMPANION

Interact with your myViewBoard digital whiteboard from your mobile devices.

- Login using a QR code
- Control your presentationsSend responses to pop quizzes with answers or media
- Login using a QR code



CHROME EXTENSION

Enjoy quick access to myViewBoard features from the browser toolbar with the myViewBoard Chrome extension. You can also send or receive user screens from your browser to an active myViewBoard session via secure WebRTC protocol.

- Send or receive screens from an active session
- Use the myViewBoard remote control
- Access account setting

USER DASHBOARD

myViewBoard.com is a complementary user dashboard that provides myViewBoard shortcuts, personalisation settings and everything else you need to get the most out of myViewBoard. Sign up free at myViewBoard.com using your email or single sign-on from Google, Microsoft or Apple ID.

- Sign in from anywhere
- Load personal settings and customisation
- Interact with a whiteboard session via throw, screen sharing and myViewBoard remote control
- Quick access to all the features of myViewBoard



myViewBoard HARDWARE AND ACCESSORIES

With a few simple add-ons,
myViewBoard can become
the ultimate integrated solution.

HARDWARE

ViewBoard Interactive Flat Panel Displays are available in a range of sizes to fit any classroom.



ACCESSORIES

Slot-in PCs

VPC Series - Provides additional computing power, touch functionality, and storage.



Wireless Internet Module

LB-WIFI-001 - Delivers faster Wi-Fi and support for Bluetooth 4.0



myViewBoard Box

VBS100 - Standalone device that enables myViewBoard on interactive projectors or touch displays.



HD Webcam

VB-CAM-001 - 1080p ultra-wide USB camera with built-in microphone.



VB-WMK-001



VB-STND-001



VB-STND-002



VB-STND-003



VB-STND-004



VB-STND-005



Learn more about myViewBoard at wiki.myviewboard.com and www.myviewboard.com

For more information contact your representative today.

Email: sales-uk@viewsoniceurope.com

Contact Number: +44 (0) 207 382 8250

Programs, specifications and availability are subject to change without notice. Corporate names and trademarks stated herein are the property of their respective companies. Copyright © 2020, ViewSonic Corporation. All rights reserved.

