
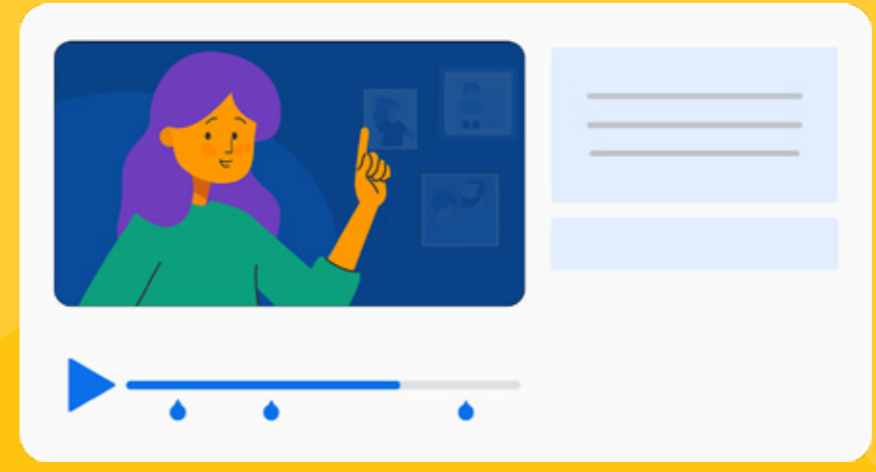


# How to Flip Your Classroom with Edpuzzle




## 1 Find an instructional video

Search Edpuzzle's library for ready-to-go video lessons or record and upload your own video.




## 2 Embed questions with Edpuzzle

Hold students accountable for watching and assess their understanding with questions in the video.



## 3 Assign the video lesson as homework

Let students watch the video at their own pace and rewatch it as many times as they need.

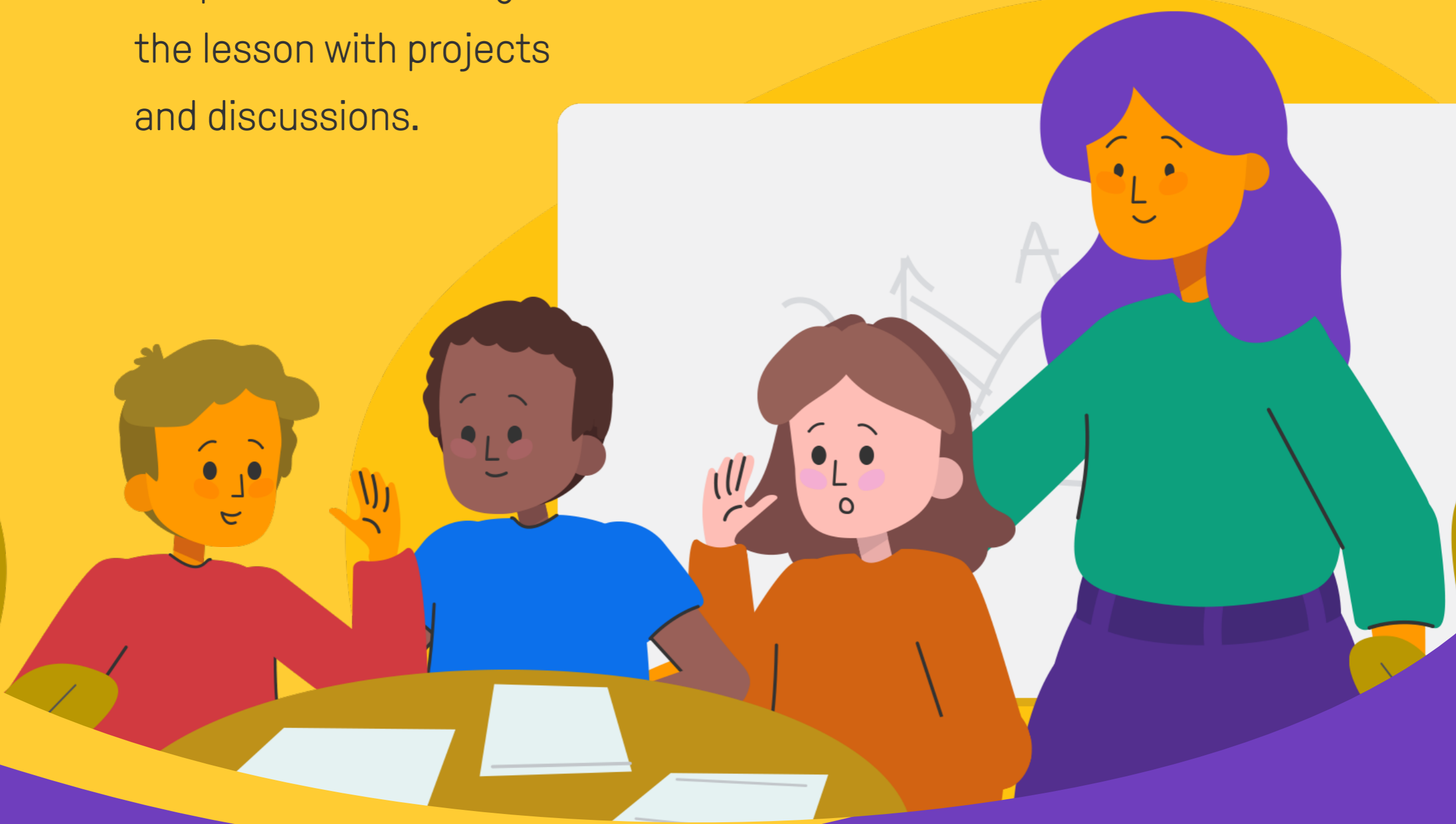


## 4 Check Edpuzzle's real-time analytics

See each student's total score on the video lesson and use this information to prepare your class time activities.

## 5 Use class time for student-centered learning

Have students apply their knowledge and gain a deeper understanding of the lesson with projects and discussions.



### Why flip?

**You** get more time to work closely with students ✓

**Your students** get more chances for hands-on learning ✓