





LANDSCAPING



RUBI PRESENTS SOLUTIONS FOR YOUR LANDSCAPING!

As a leader in the field of professional tools for the installation of ceramics and stone, Germans Boada constantly develops new solutions based on the market and the needs of the professional trades person.

WORKS WITH ALL MATERIALS ...



INDEX

01

Manual tile cutting



04
09

02

Electric tile cutting



10
25

03

Diamond blades



26
37

04

Drilling



38
43

05

Grinding & polishing



44
49

06

Mixing



50
57

07

Tools for fixing tiles and finishings



58
63

08

Accessories for tile fixing and finishing



64
71

09

Rubber and plastic products



72
79

10

Safety equipment



80
83

11

Accessories for cleaning and finishing



84
90

The background of the entire page is a photograph of a modern landscape at dusk. It features a green lawn, a winding path made of light-colored rectangular tiles, and some low-lying plants. A small, glowing square light fixture is visible on the path. In the upper left corner, there is a red and white geometric design element. A large white number '01' is positioned within the red area.

01

RUBI

MANUAL TILE CUTTING

RUBI invented the first manual tile cutter in 1951 as a solution for the cutting of hydraulic mosaic. Since then, RUBI has continued to lead the industry, innovating in the design, manufacture and commercialization of manual cutters for ceramic tiles.

RUBI brings a global solution to the landscape professional with the widest and highest quality range of manual and electric cutters on the market. A range that covers all the needs in the cutting of the most demanding exterior paving.



MANUAL TILE CUTTING

TZ



MAXIMUM POWER, THE MOST ADVANCED MANUAL CUTTER IN THE MARKET

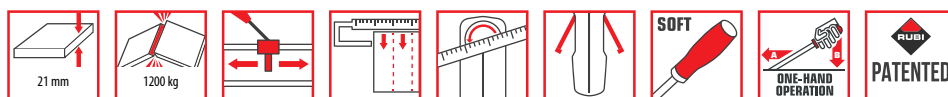
For intensive cutting of all types of ceramic and porcelain tiles.

- Powerful breaking system (up to 1.500 kg), operable with just one hand.
- Accurate with soft slider movements.
- Large cutting capacity, up to 21mm thickness. Ideal for large format tiles.
- Robust with a foldable structure for high strength and easy transportation .

REF						
17952	✓	85 cm	60x60 cm	3-21 mm	1500 kg	22,4 kg
17951	✓	102 cm	70x70 cm	3-21 mm	1500 kg	24.6 kg
17953	✓	130 cm	90x90 cm	3-21 mm	1500 kg	30 kg
17954	✓	155 cm	110x110 cm	3-21 mm	1500 kg	33 kg

*Some materials with a thickness greater than 15 mm may be difficult to cut manually due to physical characteristics, internal tensions and/or finish. We recommend making sample cuts to determine product compatibility and alternatively suggest cutting these types of material using an electric tile cutter.

TX MAX



PROFESSIONAL MANUAL CUTTER WITH HIGH-PERFORMANCE MULTIPOINT BREAKER

For professional cutting of all types of ceramic tile, ideal for porcelain stoneware and extruded stoneware.

- Highly precise scoring.
- Entire system highly efficient.
- Reinforced components. Heavy duty.
- High breaking power (1,200 kg) MASTER POWER. One-handed operation.

REF						
17909	✓	71 cm	50x50 cm	3-21 mm	1200 kg	13,3 kg
17915	✓	102 cm	70x70 cm	3-21 mm	1200 kg	19,4 kg
17921	✓	125 cm	85x85 cm	3-21 mm	1200 kg	26 kg

* There are some materials over 15mm thick which, due to their physical properties, possible inner or surface tensions, are difficult to cut manually. It is recommended to make some sample cuts to determine the compatibility of the product.



What scoring wheel do I need?

● ● ● Ideal Use

● ● Second best Use

● Alternative Use



	RUSTIC TILES	Al AIIa AIIb AIII	● ● ●	● ● ●	● ● ●
	PORCELAIN	Bla	● ● ●	● ● ●	● ● ●
	FLOOR TILES	BIIb BIIa	● ● ●	● ● ●	● ● ●
	WALL TILES	BIII	● ● ●	● ● ●	● ● ●

Scoring wheels for manual cutters

SCORING WHEELS

Ø 8MM PLUS SILVER SCORING WHEEL

- For cutting smooth surfaced ceramic and porcelain tiles.
- Tungsten Carbide scoring wheel of high resistance and duration.
- Shaft made with a patented geometry for a maximum precision and minimum vibration.



REF

01959



Ø 8MM PLUS SCORING WHEEL ENDURE

- For sharp cutting in hard tiles
- Ideal for rough or structured surfaces.
- Wheel made of Tungsten Carbide.
- Patented geometry shaft, for maximum precision and minimum vibration.
- Extra-long life.



REF

01903



Ø 10MM PLUS SILVER SCORING WHEEL

- For Floor tiles.
- Tungsten Carbide scoring wheel of high resistance and duration.
- Shaft made with a patented geometry for a maximum precision and minimum vibration.



REF

01991



Ø 10MM PLUS GOLD SCORING WHEEL

- For Floor tiles.
- Tungsten carbide scoring wheel with a superficial Titanium treatment.
- Shaft made with a patented geometry for a maximum precision and minimum vibration.
- Long-lasting.



REF

01993



Ø 18MM PLUS SILVER SCORING WHEEL

- For rough and difficult to cut tiles.
- Tungsten Carbide scoring wheel of high resistance and duration.
- Shaft made with a patented geometry for a maximum precision and minimum vibration.



REF

01992



Ø 22MM SCORING WHEEL PLUS EXTREME

- For sharp cuttings in hard ceramic and porcelain tiles.
- Tungsten Carbide scoring wheel with a superficial Titanium treatment.
- Mounted on bearing. Enhanced smooth user perception.
- Extra-long life.



REF

01900



Which one should I choose?

	DIFFICULTY* OF THE CUT			
SILVER	EASY			
GOLD	MEDIUM			
ENDURE	HIGH			
EXTREME	EXTREME			

*Difficulty in terms of: Roughness, hardness, height, tensions, finishing.

MAINTENANCE KIT

- Cleaning, lubricating & maintenance oil suitable for regular maintaining of cutter parts that are regularly used; guides, sliding system, tilted axes, spiral, metallic surfaces.

REF

18980



CELLULAR CONCRETE SAW

- Saw with 29 Tungsten Carbide teeth.
- Length: 75cm.
- Beechwood and varnished handle.

REF

70930





02

ELECTRIC TILE CUTTING

The range of electric cutters from RUBI gives the professional landscaper, the necessary tools to be able to make those cuts that can not be made with a manual cutter, quickly, easily and with finishes of the highest quality.

RUBI has developed a range consisting of different models and types of electric cutters and accessories, able to adapt to any type of material obtaining the best results.



ELECTRIC TILE CUTTING

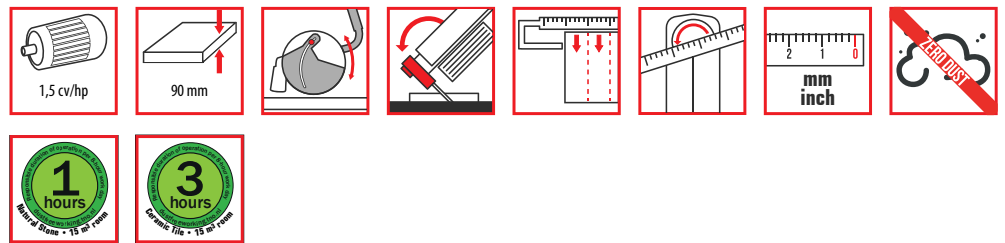
DC-250 ZERO DUST














DYNAMIC CUTTER WITH MAXIMUM FUNCTIONALITY

For all types of ceramic and porcelain tiles and other materials.

- Equipped with ZERO DUST system. Tested and certified by TNO.
- DC-250 1200, chassis with anticorrosion treatment.
- With adjustable rule (0 to 60°) with lateral stop.
- Plunge effect allowing adjustment to cutting height.



- Extruded aluminium plates, removable for easy cleaning of the machine.
- Single phase direct drive motor, 1.1 kW (1.5 hp) with thermal protector.
- Water pump refrigeration of blade with flow control.
- High structural rigidity in chassis.
- Mobile head on bearings and foldable at 45 ° for miter cuts.
- Includes diamond disc CEV-SUPERPRO Ø 250 mm.(except Ref. 54997 and 54998)
- Machine supplied without cable.
- Supplied with new ZERO DUST system already assembled. Also provided with a second anti-splash standard protector

REF											
54933, 54934, 54935, 54997	85,5 cm	98 cm	69,5 x 69,5 cm	61/90 mm	50 mm	√	250 mm	137x82x131 cm	55 kg	70 kg	√
55941, 55942, 55943, 55998	108 cm	120,5 cm	85x85 cm	61 / 90 mm	50 mm	√	250 mm	160x82x131 cm	60 kg	75 kg	√

DC-250 850 ZERO DUST	REF.	54933	54934	54935	54997
	Voltage / RPM	230V-50 Hz. / 2790	220V-60Hz. / 2790	110V-50Hz. / 2790	230V-50 Hz. / 2790 + CPA SUPER PRO
DC-250 1200 ZERO DUST	REF.	55941	55942	55943	54998
	Voltage / RPM	230V-50 Hz. / 2790	220V-60 Hz. / 2790	110V-50 Hz. / 2790	230V-50 Hz. / 2790 + CPA SUPER PRO

The cutting capacities may vary depending on the position of the head, special flanges and disc diameter.

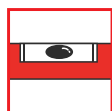
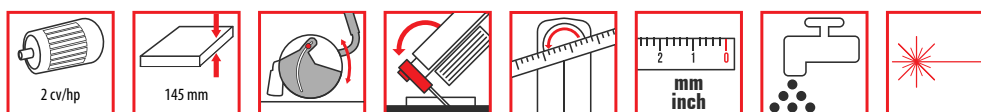
DX-250 PLUS LASER&LEVEL ZERO DUST













SLIDING HEAD MACHINE WITH PLUNGE EFFECT , FOR TOTAL VERSATILITY

For all types of ceramic and porcelain tiles and building materials such as marble, granite and all kinds of bricks.

- Set sliding motor on bearings of high precision and reliability. Perfect finishes.
- Equipped with ZERO DUST system. Tested and certified by TNO.
- High performance plunge effect. Maximum cutting height.
- Aluminium structure. Lighter cutter with maximum resistance to hard working conditions.



- Equipped with protective head for safety in the use of segmented blades. With thermal protection and overcurrent
- Water pump cooling disk with regulator tap.
- Diamond blade Ø 250 mm. (Not included).
- Adjustable head with trimmer effect.
- Retractable legs with "shell" function and transport system on wheels.
- Upper motor and belt transmission.
- With a stop for repetitive cuts.
- Removeable aluminium work tables for easy cleaning
- Removable water tank.
- 2mW line laser.
- Machine supplied without cable.
- Supplied with new ZERO DUST system already assembled. Also provided with a second anti-splash standard protector

REF										
52900, 52902	100 cm	112 cm	79x79 cm	70 / 145 mm	35 mm	25,4 mm	250 mm	170x86x129 cm	79 kg	√
52910, 52912	140 cm	152 cm	107,5x107,5 cm	70 / 145 mm	35 mm	25,4 mm	250 mm	200x86x129 cm	89,5 kg	√

DX-250 PLUS 1000 LASER&LEVEL ZERO DUST	REF.	52900	52902
	Voltage / RPM	230V-50Hz. / 2800	110V-50Hz. / 2800
DX-250 PLUS 1400 LASER&LEVEL ZERO DUST	REF.	52910	52912
	Voltage / RPM	230V-50Hz. / 2800	110V-50Hz. / 2800

The cutting capacities may vary depending on the position of the head, special flanges and disc diameter.

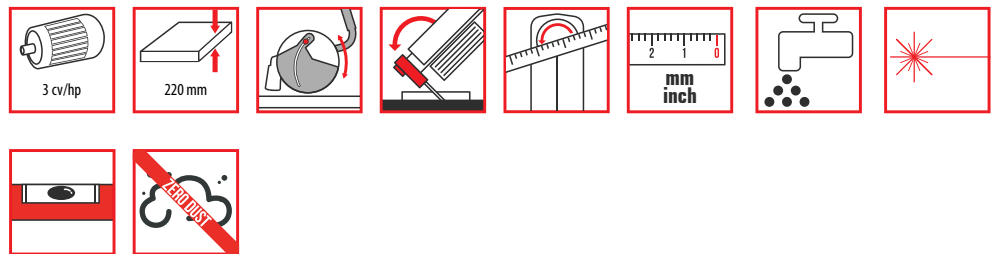
DX-350 N LASER LASER&LEVEL ZERO DUST












MOBILE HEAD MACHINE WITH PLUNGE EFFECT FOR TOTAL VERSATILITY

For all types of ceramic, porcelain tiles and building materials such as marble, granite, façade and fireproof bricks.

- Motor assembly mounted on sliding bearings for maximum precision and reliability. Perfect finishes.
- Equipped with ZERO DUST system. Tested and certified by TNO.
- Aluminium structure. Lighter cutter with maximum resistance to working conditions.
- High performance plunge effect. Maximum cutting height.



- Equipped with protective safety system for segmented blades.
- With thermal and overload security switches.
- Water pump refrigeration of blade with flow control valve.
- Diamond blade Ø 350 mm. not included.
- Allows the use of a Ø 300 mm. blade.
- Adjustable mobile head with plunge effect capability.
- Retractable legs with "shield" function and wheels for easy transportation.
- Motor on top and belt transmission.
- With lateral stop for repetitive cuts.
- Removable aluminium working surface for easy cleaning
- Removable water tank system.
- 2mW line laser.
- Circular level for easy field installation.
- Machine supplied without cable.
- Supplied with new ZERO DUST system already assembled. Also provided with a second anti-splash standard protector

REF									
52905, 52906	102,5 cm	118,5 cm	83,5x83,5 cm	65 mm	105 / 220 mm	25,4 mm	300-350 mm	170x86x143 cm	98 kg
52915, 52916, 52917, 52918, 52919	132,5 cm	148,5 cm	105x105 cm	65 mm	105 / 220 mm	25,4 mm	300-350 mm	200x86x143 cm	97,5 kg

DX-350 N 1000 LASER&LEVEL ZERO DUST	REF.	52905	52906			
	Voltage / RPM	230V-50 Hz. / 2800	220V-60 Hz. / 3400			
DX-350 N 1300 LASER&LEVEL ZERO DUST	REF.	52915	52916	52917	52918	52919
	Voltage / RPM	230V-50 Hz. / 2800	230V-60 Hz. / 3400	120V-50 Hz. / 2800	120V-60 Hz.Inch. / 3400	380V/50 Hz.3F / 2800

Cutting capabilities may vary depending on the head position, special plates and disc diameter. Ref. 52909 & 52919 (3F): 4 CV/HP.

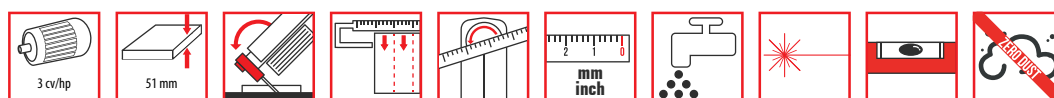
DS-250 N LASER LASER&LEVEL ZERO DUST












MOBILE HEAD MACHINE FOR HIGH ACCURACY, IDEAL FOR MITER CUTS.

For all types of ceramic and porcelain tiles, marble, granite and other materials.

- Motor assembly mounted on sliding bearings for maximum precision and reliability. Perfect finishes.
- Equipped with ZERO DUST system. Tested and certified by TNO.
- Wheels and handle included. Easy transport.
- Aluminium structure. Lighter cutter with maximum resistance to working conditions.



- Removable aluminium tables for easy cleaning of the machine.
- With thermic and overload security switches. Except three-phase motors.
- Water pump refrigeration of blade with flow control valve.
- Diamond blade Ø 250mm not included.
- With a double set of flanges, one especially designed for mitre cuts.
- Motor assembly mounted on sliding bearings for maximum accuracy miter cuts.
- Safety protector for segmented blades.
- With lateral stop for repetitive cuts.
- Retractable legs with "shield" function and wheels for easy transportation.
- Removable water tank system.
- 2mW line laser.
- Spirit level for easy field installation.
- Machine supplied without cable.
- Supplied with new ZERO DUST system already assembled. Also provided with a second anti-splash standard protector

REF									
52920, 52922	102 cm	72x72 cm	51 mm	25 mm	25,4 mm	250 mm	170x86x127 cm	91,5 kg	110 kg
52930, 52933, 52934	132 cm	93,5x93,5 cm	51 mm	25 mm	25,4 mm	250 mm	200x86x127 cm	96,5 kg	120 kg
52940, 52942, 52943, 52944, 52945	152 cm	107,5x107,5 cm	51 mm	25 mm	25,4 mm	250 mm	220x86x127 cm	100 kg	125 kg

DS-250 N 1000 LASER&LEVEL ZERO DUST	REF.	52920	52922
	Voltage / RPM	230V-50 Hz. / 2800	220V-60 Hz. / 3400
DS-250 N 1300 LASER&LEVEL ZERO DUST	REF.	52930	52933 52934
	Voltage / RPM	230V-50 Hz. / 2800	110V-50 Hz. / 2800 120V-60 Hz.inch. / 3400
DS-250 N 1500 LASER&LEVEL ZERO DUST	REF.	52940	52942 52943 52944 52945
	Voltage / RPM	230V-50 Hz. / 2800	220V-60 Hz. / 3400 110V-50 Hz. / 2800 120V-60 Hz.Inch. / 3400 380V-50 Hz. 3F / 2800

Cutting capabilities may vary depending on the head position, special plates and disc diameter. Ref. 52925, 52935 & 52945 (3F): 4 CV/HP.

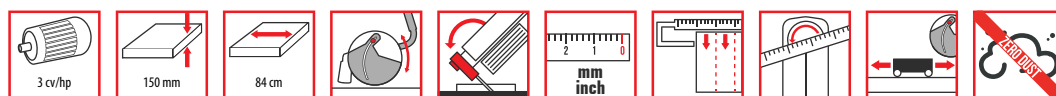
DR-350 ZERO DUST











ELECTRIC SAW WITH PLUNGE EFFECT, CAPABLE OF CUTTING ALL TYPES OF MATERIAL.

For all types of building materials like: Masonry bricks, Facade bricks, Fireproof bricks, Marble, Granite and Ceramic tiles.

- Head with high performance plunge effect. Large cutting capacity.
- Equipped with ZERO DUST system. Tested and certified by TNO.
- Large table for a larger work surface and comfort.
- Steel structure robustness. Increased resistance to the demands of intensive work.



- Equipped with protective safety system for segmented blades.
- With thermal protector. Except three-phase motors.
- Adjustable head to 45°.
- Large table 58.5x49.5cm.
- Blade refrigeration by water pump with integrated regulation valve.
- Diamond blade Ø 300-350mm not included.
- Machine supplied without cable.
- Direct drive.
- Supplied with new ZERO DUST system already assembled. Also provided with a second anti-splash standard protector

REF								
56940, 56948	71,5 cm	84 cm	43,5x43,5 cm	95 / 150 mm	300-350 mm	115x69x132,5 cm	63 kg	✓







DR-350 ZERO DUST	REF.	56940	56948
	Voltage / RPM	230V-50 Hz. / 2800	380V-50 Hz.3F / 2800

The cutting capacities may vary depending on the position of the head, special flanges and disc diameter. Ref. 56948 (3F): 4 CV/HP.



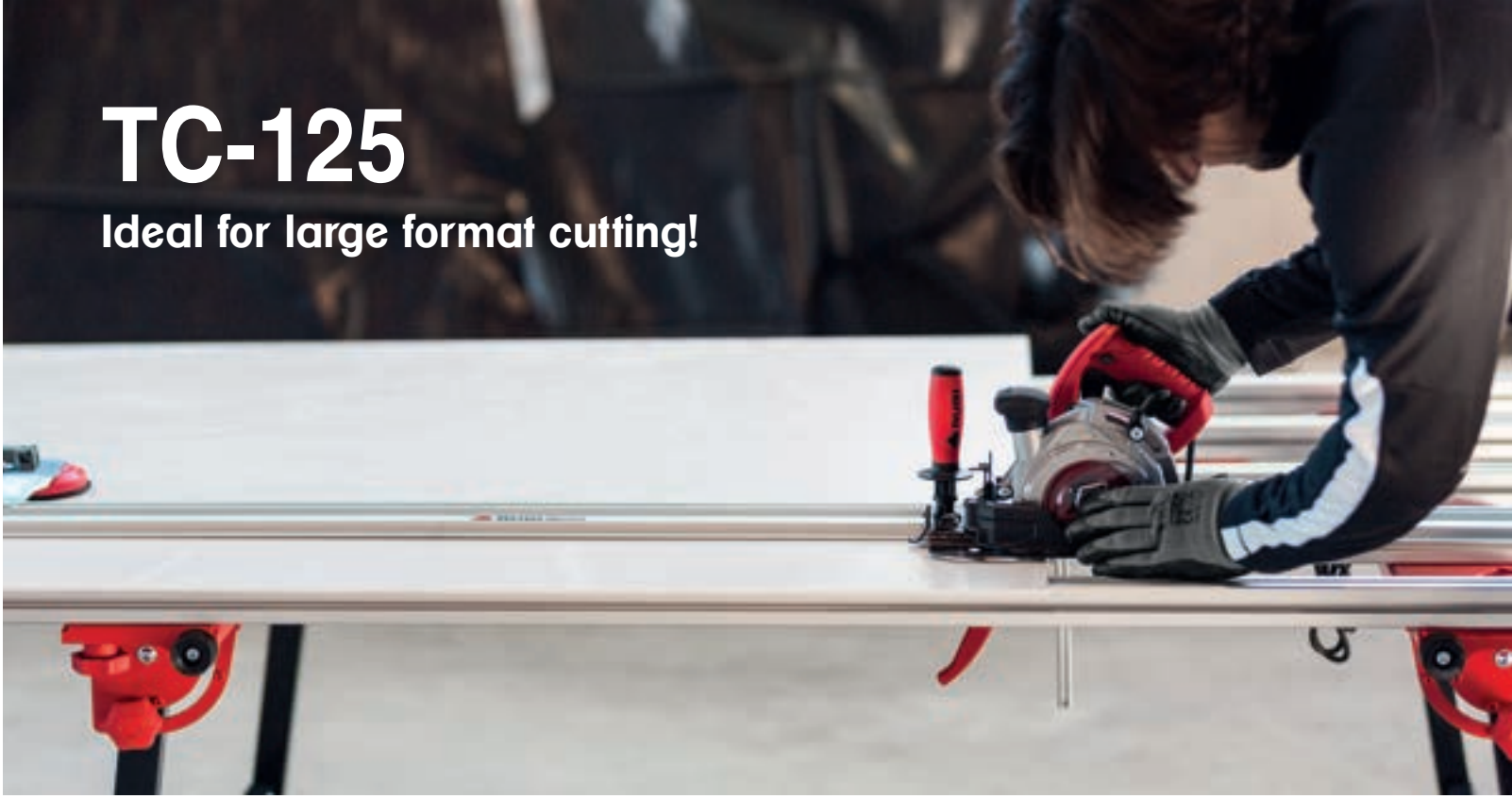
Which electric saw should I choose?

SELECTION TABLE

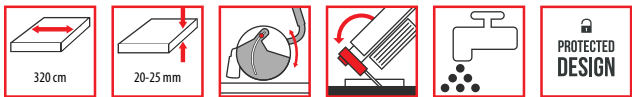
<div>    </div> <div> cm cm </div>				
<div> <div> <div>★ ★ ★</div> <div>INTENSIVE USE</div> <div>3 HP MOTOR</div> </div> <div> <div>  <div>WITH PLUNGE EFFECT</div> </div> <div> <div>  <div>WITHOUT PLUNGE EFFECT</div> </div> </div> </div> </div>	DX-N	148	300-350	
	DR	84		
	DS-N	152	250	
<div> <div> <div>★ ★ ☆</div> <div>PROFESIONAL USE</div> <div>1,5 A 2 HP MOTOR</div> </div> <div> <div>  <div>WITH PLUNGE EFFECT</div> </div> </div> </div>	DC	120,5	250	
	DX-PLUS	152		

TC-125

Ideal for large format cutting!



TC-125 CIRCULAR CUTTER KIT



CIRCULAR CUTTER, SMOOTH AND PRECISE, IDEAL FOR CERAMIC SHEETS

For cutting all types of ceramic and porcelain sheets. Suitable for use with natural and sintered stone. Especially suitable for large tiles.

- Equipped with a carbon steel slide on adjustable stainless steel radial bearings.
- Double dust reduction/control system. Dry and wet cutting.
- Height-adjustable cutting head (saw effect), hinged from 0° to 45°. (mitre). FAST adjustment system.
- More ergonomic. Additional BIMATERIAL handle, mainly for mitre cuts.

REF			RPM	W							
51901	✓	230V-50hz.	13800	1250 W	320 cm	20-25 mm	14-18 mm	115-125 mm	22,2 mm	330x239x206 cm	14 kg
51902 UK	✓	230V-50hz.	13800	1250 W	320 cm	20-25 mm	14-18 mm	115-125 mm	22,2 mm	330x239x206 cm	14 kg
51904 UK	✓	110V-50hz.	13800	1250 W	320 cm	20-25 mm	14-18 mm	115-125 mm	22,2 mm	330x239x206 cm	14 kg

NECESSARY the use of SLIM SYSTEM guides.

N-CLEANING BLOCK



REF

05974

- Specifically designed to bring back the diamonds on the rim of diamond blades when cutting porcelain.

SET OF FLANGES FOR MITRING CUTS

- Great accuracy when making miters cuts.
- Available in several models.

Ø184MM DX-350	51915
Ø130MM DV/DC/DX-250	57991



BASE LATERAL STOP FOR DV/DC/DS/DX

- Makes 45° cuts easier when finishing skirting boards.
- Precise adjustments to ensure parallelism of cut.
- Customised accessory for DV/DC/DS & DX cutters.

REF

51910



ADJUSTABLE LENGTH LATERAL STOP DC/DS/DX

- For fixing large format tiles.
- Adjustable to the maximum length of electric cutter.
- Tile is held laterally thus avoiding any movement.
- Especially suitable for blocking and execution of repetitive miter.


REF

54844



CLEANING BLOCK

- For cleaning of diamond blades.



REF

05973

ROLLER TABLE EXTENSION

- With rollers to simplify movement of the tiles.
- With adjustable foldable legs.
- Work surface 675x575mm and maximum weight 70kg.
- Installation on both sides of the machine.

REF

51914



TABLE EXTENSION

- Increases work surface for large format tiles. 600x230mm.
- Maximum weight: 10kg.
- Available in several models.

REF

DS/DX 54991

DV/DC 54993



LATERAL STOP FOR DC/DS/DX

- Lateral Stop 50cm.
- Facilitates positioning of the tile, while reducing the percentage of errors.
- Accessory adaptable to DW-250-NL (up to 2012).

REF

54822



LASER & LEVEL KIT DV/DC/DS/DX

- For fixing large format tiles.
- Adjustable to the maximum length of the electric saw.

REF


54999



CABLES WITH PLUG

- For machines supplied without cable, please include both the reference of the machine and the reference of the correct voltage cable with plug which is suitable for the Country of destination.
- Approximate length 3.5m.



	REF	
CABLE WITH PLUG 230V/50 EUR	58850	230V - 50 Hz.EUR
CABLE WITH PLUG 380V/50 EUR	58851	380v-50 Hz.EUR
CABLE WITH PLUG 110V/50 UK	58852	110v-50 Hz.UK
CABLE WITH PLUG 230V/50 UK	58853	230V-50 Hz.UK



Accessories for electric cutters

	DC-250	DS-250	DX-250 PLUS	DX-350	DR-350
N-CLEANING BLOCK	05974	05974	05974	05974	05974
CLEANING BLOCK	05973	05973	05973	05973	05973
SET OF FLANGES FOR MITERING CUTS	57991	-	57991	51915	-
ROLLER TABLE EXTENSION	51914	51914	51914	-	-
TABLE EXTENSION	54993	54991	54991	54991	-
LATERAL STOP FOR DC/DS/DX	54822	54822	54822	54822	-
BASE LATERAL STOP FOR DV/DC/DS/DX	51910	51910	51910	51910	-
ADJUSTABLE LENGTH LATERAL STOP DC/DS/DX	54844	54844	54844	54844	-
LASER & LEVEL KIT DV/DC/DS/DX	54999	54999	54999	54999	-

CIRCULAR SAW TC-180



PRECISE CUTTING ON LARGE FORMAT MATERIALS.

For dry and wet cutting of ceramic, porcelain and other materials.

- Quick connection and regulating valve for valve for hose (16mm diameter).
- Adaptor for vacuum cleaner included.
- TCR SUPERPRO 180 mm disc included.
- Front handle to improve handling and precision.

22.2 mm	33x45x38 cm	√	6.7 kg	11 kg	1	10
REF		RPM	W			
50939	√	5800	1800 W	230V / 50-60Hz	55 mm	180 mm



CIRCULAR SAW TC-180 KIT

- Kit includes:
1 x Circular Cutter TC-180 230V 50/60Hz (Ref. 50939)
1 x Blade TCR-180 (Ref. 31975),
2 x Guide 80 cm. for TC-180 (Ref. 50956)
1 x Connector guides (Ref. 50957)
2 x Fixing Clamps (Ref. 50958).

REF		
50994	1	10



TC-180 GUIDES

- Aluminium Guide for straight cuts.
- Ability to connect multiple guides through the connector (Ref. 50957)

REF		
50956	82x18,5x2 cm	1,26 kg
50959	121x18x2 cm	1,8 kg

GUIDE CONNECTOR

- Allows the connection of multiple guides to increase cutting length.

REF
50957



FIXING C-CLAMP

- Highly recommended for fixing the guide on the tile and preventing movement through out the cut, thus achieving a cleaner cut.

REF
50958



AS-30 PRO VACUUM CLEANER



VACUUM ADAPTABLE TO ELECTRIC MACHINES.

To vacuum wet or dry.

- For wet and dry vacuuming.
- Power: 1400 W.
- Airflow: 58 l / s.
- Vacuum: 180 mbar. (18 psi.)
- Capacity: 30 l.
- Double switch: On / Off and automatic start.
- Socket for electric tool (max.2000W)
- Electrical cable: 4 m.
- Accessories included: Hose, nozzle (35/37 mm.)and crevice tool, Steel pipes, Wet brush, Filter damp sponge for wet, HEPA filter for dry.



AS-30 PRO VACUUM CLEANER PAPER BAG

- Paper bag for dust vacuuming.
- Compatible with AS-30 PRO.
- Biodegradable.
- 4 units set.

REF

50964



AS-30 PRO VACUUM CLEANER DRY FILTER

- HEPA filter for dry vacuuming.
- Compatible with AS-30 PRO.
- Minimum particle size: 5 µm.

REF

50998



AS-30 PRO VACUUM CLEANER WET FILTER

- Filter for wet vacuuming.
- Compatible with AS-30 PRO.
- 2 units set.

REF

50999



REF



50962

64x38x38 cm

210-240V/50-60 Hz

1

9



03

DIAMOND BLADES

RUBI's "DIAMOND EXPERT" diamond disc range is the result of the brand's constant R&D effort to meet the needs of installers and a clear commitment to adapt to trends in new materials and formats.

RUBI diamond discs cover all needs in both dry and wet cutting, and show much higher performance and durability than the market average.



DIAMOND BLADES



Classification of discs according to color



GENERAL PURPOSE	GENERAL PURPOSE	GENERAL CERAMIC MATERIAL	HARD MATERIALS	PORCELAIN	ABRASIVES	MARBLE	RESCUE
Recommended blade for cutting concrete and hard materials such as granite, slate, refractory, brick, etc.	Recommended blade for general cutting of building materials such as brick, concrete, terrazzo, natural stone, etc.	Recommended blades for general cutting of ceramic tile, (Superpro for porcelain, stoneware and other materials).	Recommended blade for cutting hard materials such as granite, slate, firebrick, etc.	Recommended blades for fine cuts of porcelain tiles.	Recommended blades for cutting abrasive materials such as bricks, calcareous terrazzo, marble, sandstone, etc.	Recommended blade for cutting marble, limestone and fibres.	Recommended blade for cutting all kinds of materials such as steel sheet, wood, masonry materials, fiberglass, PVC, steel rods, concrete, reinforced concrete, etc ...



Types and use of diamond discs



<p>CONTINUOUS RIM</p> <p>The best finish. for cutting and mitering ceramic tiles and other stone coating materials <25mm thickness.</p>	<p>TURBO</p> <p>A great combination. High performance and speed of cut with high quality finishings.</p>	<p>VIPER</p> <p>Best of a TURBO, with the best finishes and cutting speed.</p>	<p>SEGMENTED</p> <p>The Fastest. Maximum speed and best blade's cooling. To cut materials >25mm thickness.</p>	<p>ELECTROPLATED</p> <p>Less vibration. To cut those materials with high risk of breaking as marble or fibres.</p>	<p>J-SLOT</p> <p>High-Tech. High speed on hardest materials. Specially designed for straight cuts on Porcelain tiles.</p>	<p>VACUUM BRAZED</p> <p>The most versatile. Because of it's versatility in not petrous materials and cutting speed.</p>
---	---	---	--	---	--	--



Use and application guide

	TURBO		VIPER		SEGMENTED					ELECTROPLATED		VACUUM BRAZED
	TSV	TCR	TVR	TVA	STT	SEV	SHA	SCA	SON	EMG	ECD	RSQ
SANDSTONE	✓				✓	✓			✓			✓
ASPHALT	✓				✓	✓			✓			✓
WALL TILE		✓									✓	
FIRE-CLAY TILE	✓					✓			✓		✓	✓
CONCRETE BLOCK	✓				✓	✓			✓			
RUBBER												✓
STEEL PLATE												✓
QUARTZITE	✓		✓	✓	✓	✓	✓	✓			✓	
FIBREGLASS										✓	✓	✓
FIBRE CEMENT	✓				✓	✓			✓			✓
GRANITE	✓		✓	✓	✓	✓	✓	✓				
FLOOR TILE			✓	✓							✓	
EXTRUDED STONEWARE	✓		✓	✓							✓	
PORCELAIN TILE		✓	✓	✓							✓	
REINFORCED CONCRETE					✓		✓	✓				
CELLULAR CONCRETE	✓				✓	✓			✓			
CURED CONCRETE	✓				✓	✓						
FRESH CONCRETE	✓				✓	✓			✓			
CLINKER	✓		✓	✓	✓	✓	✓	✓			✓	
FACE BRICK	✓				✓	✓			✓			✓
FIREPROOF BRICK	✓				✓	✓	✓	✓				✓
WOOD												✓
MARBLE	✓				✓	✓			✓	✓	✓	
ALUMINIUM PROFILE												✓
VOLCANIC STONE	✓				✓	✓			✓			
SLATE	✓		✓	✓	✓	✓	✓	✓		✓	✓	
CERAMIC ROOF TILE	✓					✓			✓	✓	✓	✓
CONCRETE ROOF TILES	✓				✓	✓			✓			
GLAZED ROOF TILE	✓									✓	✓	
CALCAREOUS TERRAZZO	✓				✓	✓			✓	✓	✓	✓
SILICEOUS TERRAZZO	✓		✓	✓	✓	✓	✓	✓				✓
CONCRETE PIPE	✓				✓	✓			✓			✓
POLYETHYLENE (PE) PIPE												✓
PVC												✓
STEEL ROD												✓

Ideal use ✓
 Alternative use ✓





HARD MATERIALS TURBO DIAMOND BLADE VIPER (TVR)



HARD MATERIAL CUTS.

For dry cutting.

- Recommended discs for cutting hard materials such as granite, slate, quartzite, rustic tiles, klinker and porcelain stoneware.
- Robust disc, ready to withstand high stresses at the ends of the blade.
- High cutting speed.
- Reinforced blade.

REF					RPM
30986	115 mm	22,2 mm	1,4 mm	10 mm	13300 max.
30987	125 mm	22,2 mm	1,4 mm	10 mm	12250 max.





HARD MATERIALS TURBO VIPER DIAMOND BLADE (TVA)



HARD MATERIAL CUTS.

For dry cutting.

- Recommended blade for cutting hard materials such as granite, rustic tiles, clinker, refractory, slate, quartzite and porcelain tile.
- The specific design of the diamond band offers greater speed of cutting harder materials without sacrificing finish quality.
- Only for straight cuts, not suitable for mitering.

REF					RPM
31932	115 mm	22,2 mm	1,4 mm	10 mm	13300 max.
31933	125 mm	22,2 mm	1,4 mm	10 mm	12250 max.
31934	180 mm	22,2 mm	1,6 mm	10 mm	8500 max.
31935	230 mm	22,2 mm	1,6 mm	10 mm	6650 max.

GENERAL PURPOSE SEGMENTED DIAMOND BLADE (STT)



- Recommended blade for cutting all types of building materials, included Reinforced concrete. High performance and speed of cutting.
- For cutting materials > 25 mm thickness.
- Only for straight cuts, not suitable for mitering.

REF					RPM
30974	115 mm	22,2 mm	2,2 mm	10 mm	13300 max.
30975	125 mm	22,2 mm	2,2 mm	10 mm	12250 max.
30976	230 mm	22,2 mm	2,2 mm	10 mm	6650 max.

GENERAL PURPOSE SEGMENTED DIAMOND BLADE (SEV)



- Recommended for cutting building materials such as brick, concrete, terrazzo.
- The fastest. Maximum speed and best blade's cooling. To cut materials with more than 25 mm thickness.
- Perforated steel blade to improve cooling and diminish cut's tensions.
- Only for straight cuts, not suitable for mitering.

REF					RPM
25915	115 mm	22,2 mm	1,6 mm	8 mm	13300 max.
32940	125 mm	22,2 mm	1,6 mm	8 mm	12250 max.
25938	180 mm	22,2 mm	2 mm	8 mm	8500 max.
25916	230 mm	22,2 mm	2,3 mm	8 mm	6650 max.

GENERAL PURPOSE TURBO DIAMOND BLADE (TSV)



- Recommended for cutting building materials such as bricks, concrete, terrazzo.
- A great combination. High performance and cutting speed with high standard finishes.
- Only for straight cuts, not suitable for mitering with angle grinder.

REF					RPM
25917	115 mm	22,2 mm	2 mm	8 mm	13300 max.
31980	125 mm	22,2 mm	2,2 mm	8 mm	12250 max.
25918	230 mm	22,2 mm	2,5 mm	8 mm	6650 max.
31982	125 mm	22,2 mm	2 mm	8 mm	12250 max.

HARD MATERIALS SEGMENTED DIAMOND BLADE (SHA)







- Recommended blades to cut hard materials such as granite, rustic tiles, klinker, fire bricks, slate.
- The fastest. Maximum speed and best blade's cooling. To cut materials with more than 25 mm thickness.
- Only for straight cuts, not suitable for mitering.

REF					RPM
32928	230 mm	22,2 mm	2,8 mm	8 mm	6650 max.
32926	180 mm	22,2 mm	2,4 mm	8 mm	8500 max.

HARD MATERIALS SEGMENTED DIAMOND BLADE “CANTERO” (SCA)







- Recommended for cutting high hardness natural stones such as granite, basalt, quartzite, concrete drive, etc.
- Long life and high performance. Bar of 12 mm.
- High speed cutting.
- For cutting materials > 25 mm thickness.
- Only for straight cuts, not suitable for mitering.

REF					RPM
30904	230 mm	22,2 mm	3 mm	12 mm	6650 max.

PORCELAIN TILES TURBO DIAMOND BLADE (TCR)







- Recommended blade to cut fine porcelain tiles.
- High performance and fast cutting speed with high quality finishes.
- Only for straight cuts, not suitable for mitering with angle grinder.

REF					RPM
31972	115 mm	22,2 mm	1,4 mm	8 mm	13300 max.
31973	125 mm	22,2 mm	1,4 mm	8 mm	12250 max.
31975	180 mm	22,2 mm	1,6 mm	8 mm	8500 max.
31978	230 mm	22,2 mm	2 mm	8 mm	6650 max.

ABRASIVE MATERIALS SEGMENTED DIAMOND BLADE (SON)







- Recommended blades to cut abrasive materials such as bricks, calcareous terrazzo, marble, sandstone.
- Only for straight cuts, not suitable for mitering.

REF					RPM
32903	125 mm	22,2 mm	2,2 mm	8 mm	12250 max.
32908	230 mm	22,2 mm	2,6 mm	8 mm	6650 max.

MARBLE ELECTROPLATED DIAMOND BLADE (EMG)







- Recommended electroplated diamond blade to cut marble, limestone and fibers.
- Less vibration. To cut those materials with high risk of breaking, as marble and fibers.
- Only for straight cuts, not suitable for mitering.

REF					RPM
30995	115 mm	22,2 mm	2,2 mm	3 mm	13300 max.


DIAMOND BLADE RESCUE (RSQ)







- Recommended disc for cutting all types of materials including metal, plastic and wood, and more.
- Vacuum Brazed Technology.
- Increased resistance to high temperatures during cutting, reduction of spark generated.
- High speed and performance.
- Only for straight cuts, not suitable for mitering.

REF					RPM
30900	115 mm	22,2 mm	2,8 mm	4 mm	13300 max.
30901	125 mm	22,2 mm	2,8 mm	4 mm	12250 max.
30902	230 mm	22,2 mm	3,0 mm	4 mm	6650 max.

DIAMOND CUTTING & GRINDING (ECD)







- For cutting and grinding soft natural stone, ceramic tiles and synthetic tiles.
- For adjustment cuts and grinding on all types of porcelain and hard materials.
- For grinder use. Connection: M14 thread.

REF					RPM
31964	115 mm	M14 mm	1,8 mm	5,6 mm	13300 max.
31965	125 mm	M14 mm	1,8 mm	5,6 mm	12250 max.

GENERAL PURPOSE SEGMENTED DIAMOND BLADE (SHR)







- Recommended for cutting building materials such as brick, concrete, terrazzo.
- The fastest. Maximum speed and best blade's cooling. To cut materials with more than 25 mm thickness.

REF					RPM
32974	250 mm	25,4 mm	2,6 mm	10 mm	6150 max.
32972	300 mm	25,4 mm	2,6 mm	10 mm	5100 max.

CERAMIC TILES CONTINUOUS RIM DIAMOND BLADE (CEV)



- Recommended for cutting building materials such as brick, concrete, terrazzo.
- The fastest. Maximum speed and best blade's cooling. To cut materials with more than 25 mm thickness.

REF					RPM
30949	250 mm	25,4 mm	2,2 mm	8 mm	6150 max.
30950	300 mm	25,4 mm	2,2 mm	10 mm	5100 max.
30951	350 mm	25,4 mm	2,6 mm	10 mm	4400 max.



Hard material cuts. For dry cutting.

	CONTINUOUS RIM		J-SLOT	TURBO	VIPER	SEGMENTED	
	CEV	CPA	CPX	TON	TVH	SHR	SPT
SANDSTONE				✓		✓	
ASPHALT				✓		✓	
WALL TILE	✓		✓				
FIRE-CLAY TILE	✓			✓		✓	
CONCRETE BLOCK				✓		✓	
QUARTZITE		✓			✓	✓	✓
FIBRE CEMENT				✓		✓	
GRANITE	✓	✓			✓	✓	✓
FLOOR TILE	✓	✓			✓		✓
EXTRUDED STONEWARE	✓	✓			✓		✓
PORCELAIN TILE	✓	✓	✓		✓		✓
CELLULAR CONCRETE				✓		✓	
CURED CONCRETE						✓	
FRESH CONCRETE				✓		✓	
CLINKER					✓	✓	
FACE BRICK				✓		✓	
FIREBRICK					✓	✓	
MARBLE	✓			✓		✓	
GLASS MATERIALS		✓					
VOLCANIC STONE				✓		✓	
SLATE		✓			✓	✓	✓
CERAMIC ROOF TILE	✓			✓		✓	
CONCRETE ROOF TILES				✓		✓	
GLAZED ROOF TILE	✓			✓			
CALCAREOUS TERRAZZO				✓		✓	
SILICEOUS TERRAZZO					✓	✓	
CONCRETE PIPE				✓		✓	

Ideal use ✓
 Alternative use ✓





DIAMOND DISC PREMIUM (SPT)



PORCELAIN STONEWARE CUT.

For wet cutting.





- Premium quality. Recommended disc for cutting porcelain. Alternative cut: granite, enamelled stoneware, extruded stoneware and slate.
- The best finish for cutting porcelain > 20 mm thick.
- Very fast cutting speed thanks to the special alloy of metal used, and an extra long lifespan!

REF					RPM
32934	250 mm	25,4 mm	2,2 mm	10 mm	6150
32935	300 mm	25,4 mm	2,4 mm	10 mm	5100
32936	350 mm	25,4 mm	2,4 mm	10 mm	4400

HARD MATERIALS CONTINUOUS RIM DIAMOND BLADE (CPA)







- Recommended for cutting hard materials such granite, rustic tiles, klinker, firebricks or slate.
- The best finish. To cut and mitre ceramic tiles and other stone coating materials with less than 20 mm thickness.

REF					RPM
30929	250 mm	25,4 mm	2,2 mm	8 mm	6150 max.
30930	300 mm	25,4 mm	2,2 mm	10 mm	5100 max.
30931	350 mm	25,4 mm	2,6 mm	10 mm	4400 max.

PORCELAIN TILES J-SLOT DIAMOND BLADE (CPX)







- Recommended disc to cut fine porcelain tiles.
- High Tech. High speed on straight cuts on porcelain tiles.
- Only for straight cut, not recommended for mitre cuts.

REF					RPM
30962	250 mm	25,4 mm	1,6 mm	8 mm	6150
30963	300 mm	25,4 mm	1,6 mm	8 mm	5100

HARD MATERIALS TURBO VIPER DIAMOND BLADE (TVH)







- Recommended blade for cutting hard materials such as granite, rustic tiles, clinker, refractory, slate, quartzite and porcelain tile.
- The specific design of the diamond band offers greater speed of cutting harder materials without sacrificing finish quality.
- For cutting materials > 3/4" (20 mm) thickness.
- Only for straight cuts, not suitable for mitering.

REF					RPM
31937	250 mm	25,4 mm	1,6 mm	10 mm	6150 max.
31938	300 mm	25,4 mm	2 mm	10 mm	5100 max.
31939	350 mm	25,4 mm	2,4 mm	10 mm	4400 max.

ABRASIVE MATERIALS TURBO DIAMOND BLADE (TON)



- Recommended blades to cut abrasive materials such as bricks, calcareous terrazzo, marble, sandstone.
- A great combination. High performance and cutting speed with high standard finishes.

REF					RPM
31906	200 mm	25,4 mm	2,5 mm	7,5 mm	7650 max.
31909	250 mm	25,4 mm	2,5 mm	7,5 mm	6150 max.

DRILLING









RUBI offers the landscaper the most complete range of tools for the drilling of all kinds of tiles, such as Porcelain, natural stones etc. With the evolution of porcelian materials, of which we are increasingly finding in larger formats, a variety of finishes, and increasingly remarkable hardness, RUBI has taken another step and created a very complete range to offer a solution to the landscaping professional, that adapts to each type of work.



DRILLING




Bit features


	MATERIALS	Ø MM	REF		 MM	USE
DRYGRES	Tile Ceramic tiles Porcelain tiles Granite Marble	6 mm	05988	máx. 14.000	36 mm	 GRINDER  ELECTRIC DRILL Without hammer  GUIDES MULTIDRILL
		7 mm	05994			
		8 mm	05989			
		10 mm	05990			
		12 mm	05991			
		20 mm	04910			
		28 mm	04911			
		35 mm	04912			
		43 mm	04913			
		50 mm	04914			
		60 mm	04915			
		65 mm	04916			
		68 mm	04917			
		75 mm	05992			
DRYGRES 4DRILL	Coating ceramics Ceramic tiles Porcelain tiles Natural Stone Artificial Stone	6 mm	05923	min. 1.000	36 mm	 ELECTRIC DRILL Without hammer  Cordless POWER DRILL  GUIDES MULTIDRILL
		8 mm	05924		40 mm	
		10 mm	05926			
		12 mm	05927			
		14 mm	05928			
		20 mm	05929			


DRYGRES DRILL BITS




- For dry drilling in ceramic, porcelain, natural stone and other materials.
- Maximum operating speed 14,000 r.p.m. M14 thread finish. Usable with grinder. Supplied in blister.

	REF	RPM	
Ø 6 MM.	05988	14000 max.	36 mm
Ø 7 MM.	05994	14000 max.	36 mm
Ø 8 MM.	05989	14000 max.	36 mm
Ø 10 MM.	05990	14000 max.	36 mm


	REF	RPM	
Ø 12 MM.	05991	14000 max.	36 mm
Ø 20 MM.	04910	14000 max.	36 mm
Ø 28 MM.	04911	14000 max.	36 mm
Ø 35 MM.	04912	14000 max.	36 mm

	REF	RPM	
Ø 43 MM.	04913	14000 max.	36 mm
Ø 50 MM.	04914	14000 max.	36 mm
Ø 60 MM.	04915	14000 max.	36 mm

	REF	RPM	
Ø 65 MM.	04916	14000 max.	36 mm
Ø 68 MM.	04917	14000 max.	36 mm
Ø 75 MM.	05992	14000 max.	36 mm

KIT DRYGRES


- The kit includes:
- MULTIDRILL guide with suitcase.
- Dry cutting diamond drill bits:
- Ø 28mm, 35mm, 43mm & 68mm.

	REF	RPM	
4 PIECE KIT	50917	14000 max.	36 mm
5 PIECE KIT	50936	14000 max.	36 mm
6 PIECE KIT	50996	14000 max.	36 mm



KIT MINI DRYGRES

- Dry cutting diamond drill bits for drilling porcelain tiles, glazed tiles, natural stone and other ceramics.
- They can be used both with grinders or drill without hammer, using the included adapter kit.
- Kit includes: Drill Ø 6 mm, 8 mm, 10 mm and 12 mm.
- Case.

	RPM	
50938	14000 max.	36 mm



KIT DRYGRES 4DRILL



- For dry drilling in porcelain stoneware, Suitable for other ceramic materials, natural stone and artificial stone.
- Hexagonal connection Compatible with battery drills.
- Kit composed of: DRYGRES 4DRILL diamond drills dry cut Ø 6, 8, 10 and 12 mm.
- With case.





REF	RPM
05939	1000 min.


DRYGRES DRILL BITS 4DRILL



- Specially designed for dry drilling in porcelain stoneware. Suitable for other ceramic materials, natural stone and artificial stone.
- With high resistant welding of the diamond grains for a longer duration.
- "Easy-Start" Without slipping. Suitable for work without a centering guide.
- Perfect for cordless drills (1000 - 2500 rpm)
- Reinforced body with grub screw for better performance and rigidity, thus maintaining the wax on the tip of the drill.
- High quality finish.






	REF	RPM	
Ø 6 MM. HEX	05923	1000 min.	36 mm
Ø 8 MM. HEX	05924	1000 min.	40 mm

	REF	RPM	
Ø 10 MM. HEX	05926	1000 min.	40 mm
Ø 12 MM. HEX	05927	1000 min.	40 mm

	REF	RPM	
Ø 14 MM. HEX	05928	1000 min.	40 mm
Ø 20 MM. HEX	05929	1000 min.	40 mm



Bit features


	MATERIALS	Ø MM	REF		 MM	USE
FORAGRES	Tile Ceramic tiles Porcelain tiles Granite Marble	20 mm	04970	max. 900	30 mm	 ELECTRIC DRILL Without hammer  USE with Foragres drilling guide (Ref. 50900)  USE with Multidrill drilling guide + Water tank and hose (Ref. 50944 + 50947)
		28 mm	04971			
		35 mm	04972			
		40 mm	04963			
		43 mm	04981			
		50 mm	04973			
		65 mm	04974			
		68 mm	04918			
		75 mm	04975		33 mm	
	100 mm	04976	max. 450	30 mm		
	120 mm	04977				


Recommended Speed  Max. drilling depth 

FORAGRES DRILL BITS



- To drill Floor tiles, Porcelain tiles, Granite and Marble.
- Always use cooled with water and non-hammer electric drill.
- Ø 40 mm. drill bit, designed for housing of toilet flushing mechanisms. Supplied in blister.

	REF	RPM	
Ø 20 MM.	04970	900 max.	30 mm
Ø 28 MM.	04971	900 max.	30 mm
Ø 35 MM.	04972	900 max.	30 mm
Ø 40 MM.	04963	900 max.	30 mm
Ø 43 MM.	04981	900 max.	30 mm
Ø 50 MM.	04973	900 max.	30 mm

	REF	RPM	
Ø 65 MM.	04974	900 max.	30 mm
Ø 68 MM.	04918	900 max.	30 mm
Ø 75 MM.	04975	900 max.	33 mm
Ø 100 MM.	04976	450 max.	30 mm
Ø 120 MM.	04977	450 max.	30 mm

KIT FORAGRES



- Kit includes:
Multidrill Guide, Tank and hose,
Diamond drill bits Ø 20, 28, 35, 43, 50,
68 mm, Case.

REF	RPM	
50903	900 max.	30 mm

ZERO DUST ADAPTOR FOR VACUUM CLEANER



RÉF

05947

- For dry-drilling dust extraction and guiding.
- Compatible with DRYGRES and DRYGRES 4DRILL drill-bit range.
- Connection to vacuum cleaner. Suitable for Ø 30 to 35 mm hose connectors.
- Rubber construction for increased durability.

MULTIDRILL PLUS RM GUIDE



RÉF

51908

- By fixing the guide with the suction cup, allows horizontal and vertical holes in the correct place, preventing the drill bit from slipping on any type of surface: smooth, rough or slightly structured.
- Compatible with all Rubi diamond drill bits, Ø 6 to 120 mm.
- Metal centering guide for greater wear resistance.
- Includes hose and tank connection (Ref. 50947).



05

GRINDING AND POLISHING

RUBI completes its range of diamond tools with the family of surface grinding and polishing accessories.


RUBI's range of diamond grinding and polishing tools is specially designed for the surface treatment of natural stones and ceramic tile finishes, and guarantees the best results, both in dry work and in all those carried out in wet.

The professional landscaper will find, in rubi's shaping and polishing range, a wide variety of grinding wheels, all designed for maximum performance.



GRINDING AND POLISHING


CONCRETE DOUBLE ROW GRINDING CUP



- Grinding cup with double row of sintered segments for grinding and edge finishing on concrete surfaces.
- Laser welding. Coarse grinding finish. Heavy-Duty steel core.
- For GRINDERS use.
- Maximum perimeter speed: 15.300 RPM (Ref. 05917) and 12.250 RPM (Ref. 05918).

REF					RPM
05917	100 mm	22,2 mm	6 mm	19 mm	15300 max
05918	125 mm	22,2 mm	6 mm	19 mm	12250 max


CONCRETE FAN GRINDING CUP



- Fan shaped grinding cup with sintered segments for fast grinding and edge finishing on concrete surfaces.
- Laser welding. Coarse grinding finish. Heavy-Duty steel core.
- For GRINDERS use.
- Maximum perimeter speed: 15.300 RPM (Ref. 05919) and 12.250 RPM (Ref. 05920)

REF					RPM
05919	100 mm	22,2 mm	5 mm	23,5 mm	15300 max
05920	125 mm	22,2 mm	5 mm	23,5 mm	12250 max


STONE GRINDING CUP







- Turbo sintered grinding cup for grinding and edge finishing on natural stone surfaces.
- Laser welding. Coarse grinding finish. Heavy-Duty steel core.
- For GRINDERS use.
- Maximum perimeter speed: 15.300 RPM (Ref. 05919) and 12.250 RPM (Ref. 05920)

REF					RPM
05921	100 mm	M14 mm	7 mm	19,5 mm	15300 max


EPOXY-FIBRE GRINDING CUP








- PCD grinding cup for fast removal of epoxy, paint, acrylics or other elastic coatings.
- High frequency welding. Heavy-Duty steel core. Medium grinding finish.
- For GRINDING use.
- Maximum perimeter speed: 12.250 RPM

REF					RPM
05922	125 mm	22,2 mm	2 mm	10,5 mm	12250 max

CUTTING & GRINDING BLADES




- For cutting and grinding soft natural stone and ceramic tiles and synthetic materials.
- For adjustment cuts and grinding on all types of porcelain and hard materials.
- For materials with <25 mm. thickness.
- Electroplated continuous rim blade.
- Two-sided and reversible blade for a better performance.
- For grinders use. Connection: M14 thread.

REF						RPM
31964	115 mm	M14 mm	1,8 mm	5,6 mm	25 mm	13300 max
31965	125 mm	M14 mm	1,8 mm	5,6 mm	25 mm	12250 max



GRINDING BLADES



- VACUUM BRAZED embossed plate.
- For edges and surfaces grinding of natural stone, all kind of ceramic tiles and paint or resin coatings.
- For use on angle grinders.
- Maximum recommended speed: 15,300 RPM.
- Fine grinding finish.(Ref.31974)
- Coarse grinding finish.(Ref.31979)

REF					RPM
31974	100 mm	22,2 mm	2,1 mm	23 mm	15300 max
31979	100 mm	22,2 mm	2,4 mm	23 mm	15300 max


DRY POLISHING DIAMOND PADS



- Range of floppy discs Ø100 mm for polishing, dry, of concrete, marble, granite and other ornamental natural stones.
- It allows removing scratches and surface damage quickly and easily.
- Maximum operating speed: 3,000 rpm.
- Different granulometry.
- # 50, # 100 and # 200 for roughing.
- # 400, # 800, # 1500 and # 3000 polishing and close the pore.
- VELCRO® fastening blade to holder ref. 62986.

	REF	
#50	62970	100 mm
#100	62971	100 mm
#200	62972	100 mm
#400	62973	100 mm
#800	62974	100 mm
#1500	62975	100 mm
#3000	62976	100 mm

DRY DIAMOND POLISHING PAD BUFF BL.



- Ø100 mm floppy disc for the final buffing, dry, of concrete, marble, granite and other ornamental natural stones.
- Get a natural and long-lasting shine
- Maximum operating speed: 3,000 rpm.
- VELCRO® fastening blade to holder ref. 62986.

REF	
62977	100


PAD SUPPORT FOR POLISHING AND BUFFING







- Fixing brackets for flexible polishing and buffing blades Ø100 mm.
- Compatible with jobs dry and water-cooled.
- VELCRO fastening.
- Connection polisher / grinder with M14 thread.

RÉF	
62986	100 mm

MANUAL POLISHING PADS



- Range of diamond rubber pads for roughing and edge polishing, cutting and surfaces of natural stone and ceramic tile.
- Semi-flexible. Good adaptation to the user's hand.
- Wet use is recommended.
- Different grain sizes:
 - # 60, # 120 and # 200 for roughing.
 - # 400 for polishing.
- Dimensions of the diamond plate: 55x90 mm.
- Rubber pad dimensions: 58x94x30 mm.

REF	
 GRAIN #60	61974
 GRAIN #120	61975
 GRAIN #200	61976
 GRAIN #400	61977

MIXING

RUBI offers the professional landscaper a complete and varied range of electric mixers and paddles with specific heads for different materials, with which you can obtain a homogeneous mix adapted to your needs.

With the evolution of ceramic materials, adhesive materials and mortars for ceramic tiles have also changed and consequently, mortar mixing work has gained prominence. Today electric mixers have become essential in everyday work. RUBI's range of mixers is equally suitable for mixing other materials such as paints, liquids and special materials such as epoxy resins.



MIXING




RUBIMIX E-10 ENERGY




CORDLESS BATTERY MIXER

For cementitious adhesives, resins, paints and other materials.

- Brushless motor. Maintenance-free and increases the product’s lifespan. Maximum efficiency.
- Powered by 18V 5Ah Li-Ion battery.
- Light and strong. Maximum reliability.
- Dual bi-material grip handle. Better ergonomics, comfort and stability.

	REF			RPM	
R. E-10 ENERGY	26965	✓	100-240V 5A 50-60Hz	1º 0-420/ 2º 0-700	8,6 kg
BATTERY	26966				



RUBIMIX-9 N



VERSATILITY BY CHANGING THE MIXING PADDLE

For cementitious adhesives, resins, paints and other materials.

- Greater mixing performance, thanks to a more efficient torque.
- 2 speed gearbox and progressive switch (R.P.M. regulation) to optimize the mixing of each material.
- Quick and easy to change the brushes. High comfort.
- Safety lock to prevent unexpected start.

	REF		W		RPM		
R-9 N UK	25942	--	1200 W	110-130V 50-60 Hz.	1° 0-650 / 2° 0-850	5,5 kg	2
R-9 N UK	25944	--	1200 W	210-240V 50-60 Hz.	1° 0-650 / 2° 0-850	5,5 kg	2
R-9 N + CHUCK	24986	--	1200 W	210-240V 50-60 Hz.	1° 0-650 / 2° 0-850	5,6 kg	2
R-9 N WITH CASE	24958	✓	1200 W	210-240V 50-60 Hz.	1° 0-650 / 2° 0-850	7,8 kg	2

RUBIMIX-9 N PLUS



MORE POWER AND PERFORMANCE

For cementitious adhesives, resins, paints and other materials.

- Greater mixing performance, thanks to a more efficient torque.
- Powerful 1800W motor for greater mixing capacity and high reliability.
- 2 speed gearbox and electronic regulator (r.p.m.) to optimize the mixing of each material.
- Quick and easy to change the brushes. High comfort.

	REF		W		RPM		
R-9 N PLUS	26922	--	1800 W	230V 50-60 Hz.	1° 0-450 / 2° 0-780	5,8 kg	2
R-9 N PLUS WITH CASE	26924	✓	1800 W	230V 50-60 Hz.	1° 0-450 / 2° 0-780	8,2 kg	2

RUBIMIX-9 DUPLEX



MAXIMUM PERFORMANCE WITH LESS EFFORT

For cementitious adhesives and other materials.

- Greater mixing performance, thanks to a more efficient torque.
- Electronic control to optimize mixing.
- Double mixing paddle to increase work performance.
- Made of lightweight and durable materials for maximum reliability.

	REF		W		RPM		
R-9 DUPLEX 230V 50/60HZ	25943	1350 W	210-240V 50-60 Hz.	0-480	6,8 kg	1	2
M-120 DUPLEX	25946					2	2

RUBIMIX-16 ERGOMAX



INNOVATIVE AND ERGONOMIC


For cementitious adhesives, resins, paints and other materials.

- Handle adjustable in height. Ergonomics adaptable to each user.
- Powerful 1600W motor for greater mixing capacity and high reliability.
- New and improved handle. Comfort and stability.
- Quick Connect System FAST-IN. Change rod without tools.

	REF		W		RPM		
R-16 ERGOMAX 110V 50/60HZ	24995	-	1600 W	110V 50-60Hz.	4,6 kg	2	18
R-16 ERGOMAX 230V 50/60HZ	24996	-	1600 W	230V 50-60Hz.	4,6 kg	2	18
R-16 ERGOMAX 230V 50/60HZ WITH CASE	24999	✓	1600 W	230V 50-60Hz.	4,6 kg	2	20



Mixing Paddles

		REF	 KG	 RPM	 W	 MM	 MM	 MM	
M-80 3H		76945	10 - 15 kg	300 - 500	500	400	80 mm		8 mm
M-100 3H		76946	15 - 20 kg		700	550	100 mm		10 mm
M-100 R 3H		76917							
M-120 R 3H		76918	15 - 25 kg	950	600	120 mm		M14 x 2	
M-140 R 3H		76919	25 - 40 kg	200 -400		1200			140 mm
M-160 R 3H		76940	30 - 60 kg			1500			160 mm
M-100 FI 3H		76941	15 - 20 kg	300-500	700	550	100 mm		Fast-In
M-120 FI 3H		76942	15 - 25 kg		950	120 mm			
M-140 FI 3H		76943	25 - 40 kg	200-400	1200	600	140 mm		
M-160 FI 3H		76944	30 - 60 kg		1500	160 mm			
E-80		65939	1 - 5 kg	300 - 500	700	400	80 mm		8 mm
E-100 FI		76906	5 - 10 kg		950	550	100 mm		Fast-In
ML-120		65931	10 - 15 kg	300-600	700	520	118 mm		10 mm
L-80		65933	5 - 15 kg		400	400	80 mm		8 mm
L-100		65934	15 - 25 kg		500	550	100 mm		10 mm
L-100 FI		76904							Fast-In
L-120 FI		76905	15 - 40 kg		950	600	120 mm		



Quantity to be mixed



Recommended speed (RPM)



Minimum drill power (W)



Total length



Ø of mixer



Rod shape



Material to be mixed



Hexagonal finish



Thread finish



Fast-in



Paint / Liquids



Tile adhesive

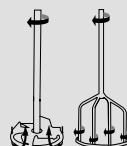


Epoxy resin



UPWARDS MOTION: The material rises through the inner section of the mixing paddle and falls on the outside. This motion allows for an homogeneous mixture of viscous materials such as mortar, cement, glue, etc. Less effort and easier use.

M-80 3H
M-100 3H
M-100-R 3H
M-120-R 3H
M-140-R 3H
M-160-R 3H
M-100-FI 3H
M-120-FI 3H
M-140-FI 3H
M-160-FI 3H



PARALLEL MOTION: The mixture is done horizontally so the materials flow in both directions (up/down) depending on the movement of the paddle. This motion is recommended for resins, bicomponents, liquids, etc. It reduces the amount of bubbles and lumps.

E-80
E-100-FI
ML-120



DOWNWARD MOTION: The material is pulled through the paddle's head and rises through the exterior. This motion is recommended for materials with a low viscosity such as paint, sealers, plaster, etc...The lumps are dissolved without splashing.

L-80
L-100
L-100-FI
L-120-FI

ADAPTER FAST-IN THREAD



- Adapter for use of the FAST-IN mixer paddles.
- Transforms threaded connection M14x2 to quick connection system FAST-IN.
- Adaptable to any mixer with M14x2 thread.





REF

76907

MIXER PADDLES FAST-IN 3HELIX







- To mix cement mortars.
- Helix head with 3 paddles for better mixing. Increases performance by 15% compared to the 2-blade head.
- Less effort in mixing.
- Less vibrations. Greater comfort.

	REF				
M-100-FI 3H	76941	15-20 kg	550 mm	100 mm	6
M-120-FI 3H	76942	15-25 kg	600 mm	120 mm	2
M-140-FI 3H	76943	25-40 kg	600 mm	140 mm	2
M-160-FI 3H	76944	30-60 kg	600 mm	160 mm	2

LIQUID MIXER PADDLE FAST-IN



- For mixing liquids and low density materials.
- Fast connection without tools FAST-IN
- Use only RUBIMIX-9 N PLUS, RUBIMIX E-10 ENERGY, RUBIMIX-16 ERGOMAX or FAST-IN adapter (Ref. 76907)

	REF				
L-100-FI	76904	15-25 kg	550 mm	100 mm	6
L-120-FI	76905	15-40 kg	600 mm	120 mm	2

EPOXY MIXER PADDLE FAST-IN







- Mixing epoxy resins.
- Fast connection without tools. Use only with RUBIMIX-9 N PLUS, RUBIMIX E-10 ENERGY, RUBIMIX-16 ERGOMAX or FAST-IN adapter (Ref. 76907)

	REF				
E-100-FI	76906	5-10 kg	550 mm	100 mm	6

MORTAR MIXER 3 HELIX







- To mix cement mortars.
- Helix head with 3 blades for higher efficient mixing.
- Adaptable to RUBIMIX portable range by chuck (Ref. 71967).

	REF				
M-80 3H	76945	10-15 kg	400 mm	80 mm	6
M-100 3H	76946	15-20 kg	550 mm	100 mm	6

MORTAR MIXER PADDLE THREAD M 14 3HELIX




- To mix cement mortars.
- Helix head with 3 paddles for better mixing. Increases performance by 15% compared to the 2-blade head.
- Less effort in mixing.
- Less vibrations. Greater comfort.

	REF				
M-100-R 3H	76917	15-20 kg	550 mm	100 mm	6
M-120-R 3H	76918	15-25 kg	600 mm	120 mm	2
M-140-R 3H	76919	25-40 kg	600 mm	140 mm	2
M-160-R 3H	76940	30-60 kg	600 mm	160 mm	2

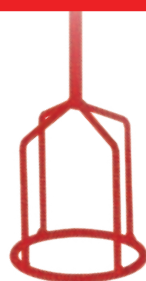
EPOXY MIXER PADDLE E-80



- Special mixing between 1 - 2 kg. of epoxy resins.
- 8 mm. hexagonal finish.
- Adaptable to RUBIMIX-9/9 PLUS by chuck (Ref. 71967).

	REF				
E-80	65939	1-5 kg	400 mm	80 mm	6

STANDARD MIXER HEXAGONAL PADDLE







- To mix all materials.
- 10 mm. hexagonal finish.
- Adaptable to RUBIMIX-9/9 PLUS by chuck (Ref. 71967).

	REF				
ML-120	65931	10-15 kg	520 mm	118 mm	6

LIQUID MIXER PADDLE - HEXAGONAL ROD



- To mix liquid and low density materials.
- Adaptable to RUBIMIX-9/9 PLUS by chuck (Ref. 71967).

	REF				
L-80	65933	5-15 kg	400 mm	80 mm	6
L-100	65934	15-25 kg	550 mm	100 mm	6

RUBIMIX BUCKETS



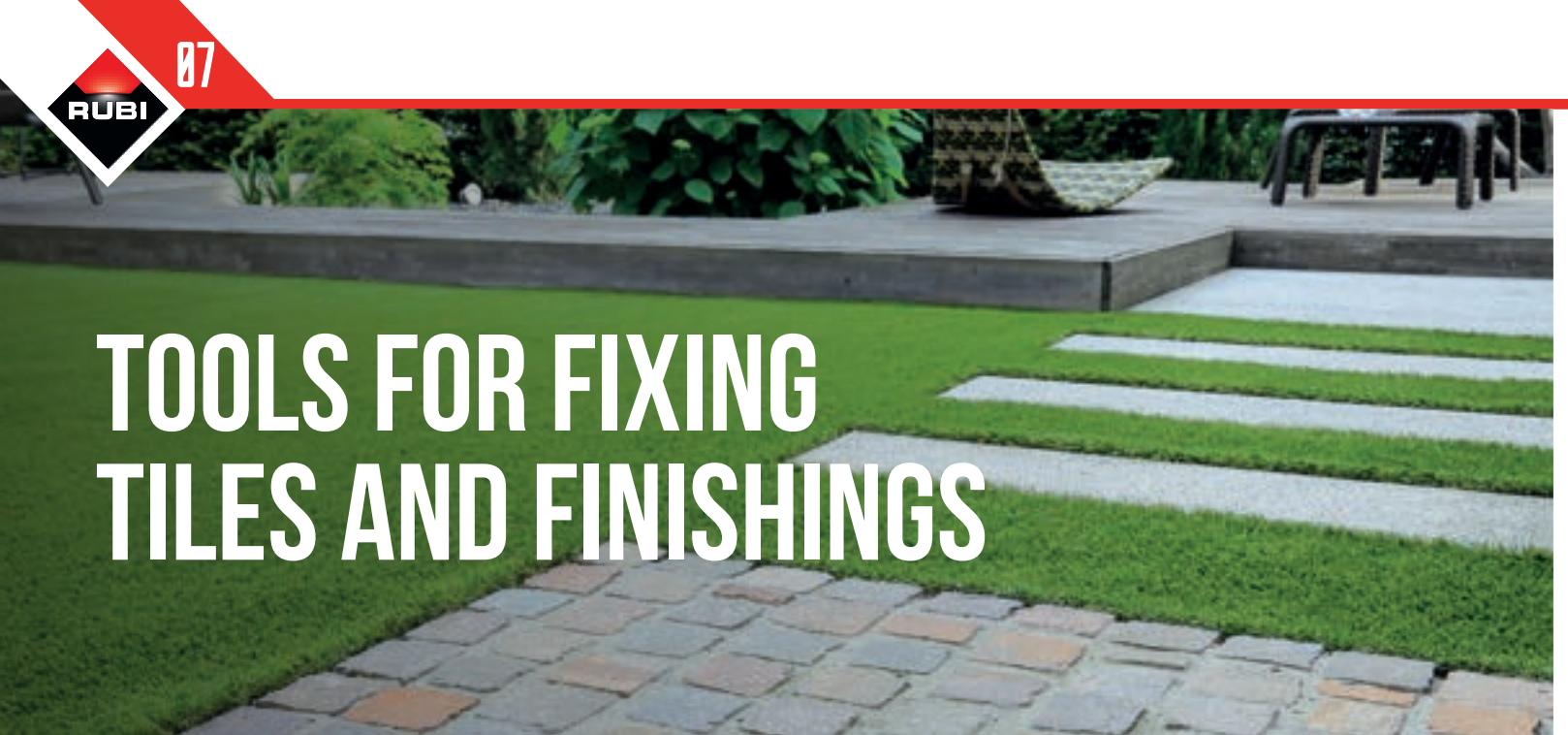
- Rubber Bucket 65 l. Spare RUBIMIX-50-N and also for use with RUBIMIX-9/9 PLUS and 9 DUPLEX.
- Rubber Bucket 40 l. Spare RUBIMIX-25-N and also for use with RUBIMIX-9/9 PLUS and 9 DUPLEX.

	REF
POUR RUBIMIX 50	60202
POUR RUBIMIX 25	60265

TOOLS FOR FIXING TILES AND FINISHINGS

In this range the professional landscaper will find all the tools and accessories necessary for a correct and easy application of mortar, plaster or mortar joints, making it easy to obtain perfect finishes in your work. Thanks to the constant relationship between RUBI and professionals, our tools are the result of continuous innovation always thinking about the needs of users. It is this permanent communication that allows us to design products that meet the daily needs of professional landscapers in their most demanding jobs.






TOOLS FOR FIXING TILES AND FINISHINGS

GROUT FLOATS SUPERPRO WOOD




- Wood ergonomic handle.
- Available in different hardnesses of rubber for best finish as the joint width.
- Rubber float trowel, with white rubber sheet wear resistant.
- Solid rubber float, with hard rubber abrasion resistant. Thermoflex float, medium hardness.

	REF	
RUBBER GROUT FLOAT SUPERPRO	65970	6
THERMOFLEX RUBBER GROUT FLOAT SUPERPRO	65976	6
SOLID RUBBER GROUT FLOAT SUPERPRO	65975	6

GROUT FLOATS SUPERPRO PLASTIC



- Plastic ergonomic handle.
- Available in different hardnesses of rubber for best finish as the joint width.
- Rubber float trowel, with white rubber sheet wear resistant.
- Solid rubber float, with hard rubber abrasion resistant. Thermoflex float, medium hardness.

	REF	
RUBBER GROUT FLOAT SUPERPRO	65971	6
THERMOFLEX RUBBER GROUT FLOAT SUPERPRO	65973	6
SOLID RUBBER GROUT FLOAT SUPERPRO	65972	6

FLOOR TILE GROUT SPATULA



- Reinforced spatula for professional jobs. Replaceable strip that can be used on both sides.
- Includes grip and aluminium holder.

REF
70905

ALUMINIUM HANDLE



- Adaptable to floor tile grout spatula 50, 60 and 75 cm.

REF

70904

RUBBER MALLET - 2 FLAT SIDES



- Allows to strike at any angle so as to install the tile into its correct position.

REF



250 GR.	65904	6
500 GR.	65905	6
750 GR.	65908	6

RUBBER MALLET - FLAT/SPHERICAL SIDES



- Allows to strike at any angle. One flat surface and the other spherical.

REF



500 GR.	66906	6
750 GR.	66907	6

RM ROUGH SURFACE SUCTION CUP



- Suction cups for handling tiles with rough and/or slightly structured surfaces.
- Injected polycarbonate body. Very light.
- Metal reinforcement in the lever base for greater tensile strength.
- Ergonomic polypropylene, for faster, safer handling.

REF

66929

RM ROUGH SURFACE DOUBLE SUCTION CUP



- Double suction cup for handling ceramic tiles with rough and/or slightly structured surfaces.
- Injected polycarbonate body. Very light.
- Metal reinforcement in the lever base for greater tensile strength.
- Ergonomic polypropylene handle, for faster, safer handling.

REF

66952

SUCTION CUP WITH VACUUM PUMP Ø200



- Suction cup for handling large and heavy tiles.
- Adapts to any surface finish.
- Suction applied by manual vacuum pump.
- Load loss indicator (red mark).

REF

18919

FOLDING 4-IN-1 WORKING TABLE



- 4 uses in 1: Work bench, step stool, dolly and creeper.
- Foldable, easy to transport and store.
- Double sided board: MDF wood side (work bench function) and non-slippery PP plastic side (rest of functions). QUICK and EASY to change.
- Reinforced stainless steel area for harder jobs. Avoids damages on wooden surface.

REF

66924

PROFESSIONAL TOOL BOX



- Large tool box. With wheels and handles for transport.
- Lid with 2 pockets and 4 hangers to fix objects with rubber bands (Not Included).
- It contains internal tray with 4 compartments.
- Outer Dimensions: 80 x 49 x 50 cm. Inner Dimensions: 62 x 35 x 41 cm.
- Capacity: 89 L.

REF

75965

WOODEN RING HANDLED POINT-TIPPED SPADE



- Shovel with D finish. Handle with "Y" ring shaped plastic.
- Ergonomic grip, varnished eucalyptus.

REF



82963

6

WOODEN RING HANDLED SQUARE SHOVEL




- Squared shovel with wooden handle “Y” shaped
- Ergonomic grip. Varnished wooden handle.

REF	
82960	6

PROP HANDLED SQUARE SHOVEL



- Squared shovel with wooden handle “T” shaped
- Varnished wooden handle.

REF	
82961	6



08

ACCESSORIES FOR TILE FIXING AND FINISHING

The RUBI product range has been designed and manufactured to suit all markets and meet the needs of professionals from anywhere in the world. Thanks to this variety and breadth of catalogue, the range of accessories for placement offers diverse and varied solutions to any work, however demanding this is.






ACCESSORIES FOR TILE FIXING AND FINISHING

SQUARES

- Square 40x20mm with high dimensional stability.
- With bichromated treatment.




REF	
60 CM	60993
80 CM	60994

IRONBLADE MEASURING TAPES

- Ergonomic chassis made from plastic and rubber. Approved precision measuring tapes: Class II
- Magnetic tape stopper. (only available in mm).



	REF	
5M X 19MM	75904	12
5M X 25MM,	75909	12
8M X 25MM	75905	12

TILE SPACER 2MM



- For wall & floor tiles with minimum joint.
- Quality base material, without impurities or imperfections.

REF	
1000 U.	02000

LONG TILE SPACERS 2 MM L



- For large ceramic format and rectified.
- Quality base material, without impurities or imperfections.

REF	
1000 U.	02972

TILE SPACERS 3MM



- For floor tiles with thin joint.
- Quality base material, without impurities or imperfections.

REF	
1000 U.	02001

TILE SPACER 4MM “ REINFORCED “





- For floor tiles.
- Quality base material , free from impurities and imperfections.
- Redesigned internal geometry. High flexural strength and crushing.
- Ideal for large formats.


REF	
1000 U.	02974



“Crosses” and “T” spacers needed per m² depending on the format of the tiles

		SQUARE FORMATS											
	cm	10 x 10	15 x 15	20 x 20	30 x 30	33 x 33	40 x 40	45 x 45	50 x 50	60 x 60	75 x 75	80 x 80	90 x 90
×	x m ²	100	49	25	16	13	9	9	4	4	2	2	2
T	x m ²	200	91	50	25	21	15	13	8	6	4	4	4

		RECTANGULAR FORMATS												
	cm	15 x 60	15 x 90	15 x 120	20 x 40	20 x 60	20 x 80	20 x 100	25 x 100	30 x 60	30 x 90	30 x 120	40 x 80	40 x 120
×	x m ²	16	10	8	18	12	9	7	6	8	5	4	4	3
T	x m ²	26	17	13	29	19	14	12	9	16	9	6	7	5

		LARGE SPECIAL FORMATS					
	cm	100 x 150	100 x 300	120 x 120	120 x 360	150 x 150	150 x 300
×	x pz.	2	2	2	2	2	2
T	x pz.	4	4	4	4	4	4

TILE SPACERS 5MM



- For floor tiles.
- Quality base material, without impurities or imperfections.
- Supports the tensions and allows them to be left in the joint and grouted over.

REF

1000 U. 02002

TILE SPACERS 6MM



- For floor tiles.
- Quality base material, without impurities or imperfections.
- Supports the tensions and allows them to be left in the joint and grouted over.

REF



100 U. 02036 10

TILE SPACERS 7MM



- For floor tiles.
- Quality base material, without impurities or imperfections.
- Supports the tensions and allows them to be left in the joint and grouted over.

REF		
100 U.	02904	10

TILE SPACERS 10MM



- For industrial or rustic tiles.
- Quality base material, without impurities or imperfections.
- Supports the tensions and allows them to be left in the joint and grouted over.

REF		
50 U.	02905	10

"T" 3 MM.



- Ideal for "brick style" tiling and perimeters.
- Quality base material, without impurities or imperfections.

REF		
1000 U.	02063	

"T" 7 MM.



- Ideal for "brick style" tiling and perimeters.
- Quality base material, without impurities or imperfections.
- Supports the tensions and allows them to be left in the joint and grouted over.

REF		
100 U.	02925	10

WEDGES



- Wedges for tiling.
- Quality base material, without impurities or imperfections.

REF		
5 MM. 500 U.	02950	10
7,5 MM. 250 U.	02397	10

TILE SPACERS 8MM



- For floor tiles.
- Quality base material, without impurities or imperfections.
- Supports the tensions and allows them to be left in the joint and grouted over.

REF		
50 U.	02037	10

"T" 2 MM.



- Ideal for "Brick Bond" and perimeter joints.
- Quality base material without impurities or imperfections.

REF		
1000 U.	02864	

"T" 5 MM.



- Ideal for "brick style" tiling and perimeters.
- Quality base material, without impurities or imperfections.
- Supports the tensions and allows them to be left in the joint and grouted over.

REF		
100 U.	02924	10

"T" 10 MM.



- Ideal for "brick style" tiling and perimeters.
- Quality base material, without impurities or imperfections.
- Supports the tensions and allows them to be left in the joint and grouted over.

REF		
50 U.	02926	10

RUBILEVEL ALUCAST




- Level manufactured from cast aluminium.
- Machined base to ensure constant accuracy. Accuracy: 0,5 mm/m.
- Two bubbles for checking horizontal and vertical.
- DUAL view vertical vial for front measurements. Eliminates parallax error.

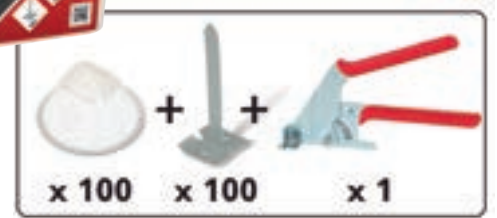
REF		
60 CM.	76932	8
80 CM.	76933	8
100 CM.	76934	8
120 CM.	76935	8

KIT TILE LEVEL



- The set consists of pliers, 100 strips and 100 reusable caps.
- Packaged in a handy bucket.


REF	
02992	10



TILE LEVEL CAPS

- Can be reused up to 25 times.



	REF	
100 U.	02980	1
200 U.	02946	15
400 U.	02947	8

TILE LEVEL PLIERS

- Can be used for floor and wall tiles.




REF
02982

TILE LEVEL STRIPS

- For tiles between 3mm and 20mm.
- Thick with a grout joint of at least 0,75mm.



	REF	
100 U.	02981	1
200 U.	02948	12
400 U.	02949	6

KIT TILE LEVEL QUICK



TILE LEVEL QUICK CAPS

- Reusable caps. Made of POM. Its design ensures even distribution of the contact pressure.



	REF	
100 U.	02890	10
200 U.	02891	15
400 U.	02892	8

TILE LEVEL QUICK STRIPS

- Made of technical polymer non-hygroscopic.
- Doesn't need soaking before use.
- The strip thickness guarantees minimum grout of 1 mm.
- Ensures continuous tension between strips and capsgroove.
- Grooved bases to improve the wetting of ceramic tile.

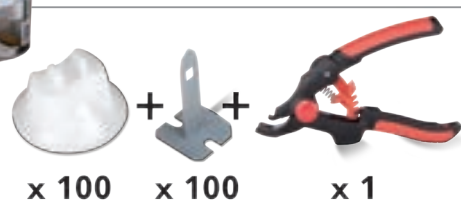


	REF	
100 U.	02893	6
200 U.	02894	12
400 U.	02895	6

- The set consists of pliers, 100 strips and 100 reusable caps. Packaged in a handy bucket.

REF

02941



TILE LEVEL QUICK HEAVY DUTY PLIERS

- Metal version of the plastic TLQ nipper, fully compatible.
- Made of zinc-plated carbon steel.
- Ergonomic bi-material handle (plastic and rubber).
- Height adjustment with regulation screw (no tools required).



REF

03900

TILE LEVEL QUICK PLIERS

- Ergonomic design with bimaterial handle. Made of very light and resistant materials.
- Tighten regulation system depending on the thickness of the tile.



REF

02989



KIT DELTA LEVEL SYSTEM



DELTA LEVEL SYSTEM STRIP

- Different models available:
Strip 0,5 mm / 1 mm / 1,5 mm and 2 mm. for tiles from 3 to 12 mm.
Strip 1.5 mm and 2 mm. for tiles from 11 to 20 mm.
3 mm strip for tiles from 6 to 15 mm.
- Different sizes available.



1 MM




1,5 MM




2 MM

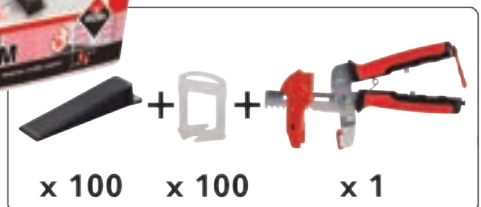


3 MM

	REF	
3-12MM 1MM. 100 U.	02850	22
3-12MM 1MM. 200 U.	02851	21
3-12MM 1MM. 400 U.	02839	13
3-12MM 1MM. 2400 U.	02870	1
3-12MM 1,5MM. 100 U.	02840	22
3-12MM 1,5MM. 200 U.	02841	21
3-12MM 1,5MM. 400 U.	02842	13
3-12MM 1,5MM. 2400 U.	02855	1
3-12MM 2MM. 100 U.	02852	22
3-12MM 2MM. 200 U.	02853	24
3-12MM 2MM. 400 U.	02854	13
3-12MM 2MM. 2400 U.	02856	1
6-15MM 3MM. 100 U.	02866	20
6-15MM 3MM. 200 U.	02867	21
6-15MM 3MM. 400 U.	02868	11
6-15MM 3MM. 2400 U.	02869	1
11-20MM 1,5MM. 100 U.	02846	20
11-20MM 2MM. 100 U.	02858	20

- The kit consists of 1 pliers, 100 strips and 100 reusable wedges.
- Packaged in a handy bucket.

	REF	
1 MM (3-12MM)	03913	13
1,5 MM (3-12MM)	03914	6
2 MM (3-12MM)	03915	1



DELTA LEVEL SYSTEM PLIERS FAST-FIX

- FAST-FIX regulation system. Without screws, faster and intuitive.
- Made of steel with bi-material Soft-grip handles for greater ergonomics.
- Protective cover on the pressure cam to avoid damaging the tile.




REF	
03901	4

DELTA LEVEL SYSTEM WEDGE

- Reusable.



	REF	
100 U.	02843	12
200 U.	02844	13
400 U.	02845	6
1200 U.	02857	1

The image features a large, dark, woven armchair on a tiled patio. To the right of the chair is a purple planter box filled with pink and white flowers. In the background, there is a wooden fence. The top left corner has a red and white diagonal graphic with the RUBI logo and the number 09.

09

RUBI

RUBBER AND PLASTIC PRODUCTS

RUBI rubber products have earned the prestige and recognition of thousands of professionals thanks to the exceptional quality and durability of their products. The RUBI range of rubber and plastic products offers the professional landscaper an unmatched versatility and quality, with which they can adapt to each job or activity with a wide range of possibilities.



RUBBER AND PLASTIC PRODUCTS

RUBBER BASKET ESPUERTA Nº 2 (11 L.)



- Flexible. Ideal to carry with one hand.
- Polyamide reinforced with nylon fabric to increase tensile strength. At 30° C the tensile strength is 90 MPa, and elongation 45%.
- Very thick handles. Increased resistance.
- Rounded geometry handles. More comfort.

REF					
88941	14 cm	350 mm	11 l.	1,61 kg	10
     					
					

RUBBER BASKET ESPUERTA NO. 2.5 (20 L.)















- Flexible. Perfect for carrying with one hand.
- Reinforced with polyamide nylon weave to increase the tensile strength. At 30° C the critical load is 90 MPa, and elongation at break is 45%.
- Very thick handles. Greater resistance.
- Handles with a rounded shape. Greater comfort.

REF					
88922	17 cm	400 mm	20 l.	2,8 kg	10
     					
					

RUBBER BASKET ESPUERTA NO. 99 (33 L.)



- Flexible. Perfect for carrying with one hand.
- Ideal for mixing cements and mortars with portable electrical mixers.
- Reinforced with polyamide nylon weave to increase the tensile strength. At 30° C the critical load is 90 MPa, and elongation at break is 45%.
- Very thick handles. Greater resistance.
- Handles with a rounded shape. Greater comfort.

REF					
88804	34 cm	400 mm	33 l.	2,35 kg	10
     					
					

RUBBER BASKET "ESPUERTA" NO. 5 (37 L.)








- 4 handles. Ideal to be carried between 2 people or by mechanical lifting equipment.
- Reinforced with polyamide nylon weave to increase the tensile strength. At 30° C the critical load is 90 MPa, and elongation at break is 45%.
- Very thick handles. Greater resistance.
- Handles with a rounded shape. Greater comfort.






REF					
88924	31 cm	470 mm	37 l.	4,3 kg	10



RUBBER BASKET "ESPUERTA" NO. 103 (60 L.)



- Polyamide reinforced with nylon to increase tensile strength. At 30°C the tensile strength is 90 MPa, and elongation 45%.
- Handles very thick. Increased resistance.

REF					
88927	44 cm	550 mm	60 l.	5,40 kg	5



















RUBBER BASKET "ESPUERTA" NO. 104 (85 L.)



- 4 handles. Ideal for carrying between 2 people.
- Reinforced with polyamide nylon weave to increase the tensile strength. At 30° C the critical load is 90 MPa, and elongation at break is 45%.
- Very thick handles. Greater resistance.

REF					
88928	40 cm	580 mm	85 l.	7,1 kg	5



RUBBER BASKET "CARBONERA" NO. 0 (18 L.)



- Very thick handles. Greater resistance.
- Handles with a rounded shape. Greater comfort.
- Flexible.

REF					
88900	20 cm	400 mm	18 l.	2,35 kg	10

					
---	---	---	---	---	---

RUBBER BASKET “CARBONERA” NO. 1 (26 L.)



- Very thick handles. Greater resistance.
- Handles with a rounded shape. Greater comfort.
- Flexible.

REF					
88901	22 cm	410 mm	26 L.	3,45 kg	10



RUBBER BASKET “CARBONERA” NO. 2 (30 L.)



- Very thick handles. Greater resistance.
- Handles with a rounded shape. Greater comfort.
- Flexible.

REF					
88902	26 cm	450 mm	30 L.	3,75 kg	10



RUBBER BASKET Nº. 105 (45 L.)



- Large capacity. For mixing large amounts of cement or mortar.
- Reinforced with polyamide nylon weave to increase the tensile strength.
- Walls are reinforced with ribbing.

REF					
88904	35 cm	520 mm	45 L.	6,25 kg	5



RUBBER BASKET Nº. 106 (80 L.)



- Large capacity. For mixing large amounts of cement or mortar.
- Reinforced with polyamide nylon weave to increase the tensile strength.
- With reinforced rim for greater resistance.
- Walls are reinforced with ribbing.

REF					
88903	39 cm	580 mm	80 L.	7,8 kg	5



RUBBER BUCKET WITH GRADUATION NO.50 “RUBBERBUCK” (10 L.)



- With spout to prevent spillages when pouring.

REF					
88913	25 cm	290 mm	10 L.	1,65 kg	10










RUBBER BUCKET WITH GRADUATION NO.4 "RUBBERBUCK" (10 L.)



- Embossed scale.
- With spout to prevent spillages when pouring.
- With reinforced rim for greater resistance.
- Highly resistant metal handle.
- Greater wall thickness (14mm). Greater resistance.
- Walls are reinforced with ribbing.

REF					
88912	27 cm	280 mm	10 l.	2 kg	10








					
					

RUBBER BUCKET WITH SPOUT NO. 51 "RUBBERBUCK" (12 L.)



- With spout to prevent spillages when pouring.
- With reinforced rim for greater resistance.
- Highly resistant metal handle.
- Walls are reinforced with ribbing.

REF					
88914	29 cm	280 mm	12 l.	1,9 kg	10








					
					

RUBBER BUCKET WITH GRADUATION NO.3 "RUBBERBUCK" (15 L.)



- Embossed scale.
- Highly resistant metal handle.
- Walls are reinforced with ribbing.

REF					
88911	30 cm	300 mm	15 l.	2,6 kg	10








					
					

CANARIAN RUBBER BUCKET "RUBBERBUCK" (18 L.)



- Rounded geometry handles. Comfort.
- Wall with reinforcing ribs

REF					
88906	350 mm	29 cm	18 l.	2,75 kg	10

“ITALIANO” RUBBER BUCKET (10 L.)



- Greater comfort during transport. Easy waste collection.
- Heavy duty metal handle.
- Wall with reinforcing ribs.






REF					
88916	330 mm	17 cm	10 l.	1,90 kg	10



RUBBER BUCKET “ITALIANO” WITH HANDLE (10 L.)



- Greater comfort during transport. For easy waste collection.
- Plastic handle grip. Greater comfort.
- Highly resistant metal handle.
- Walls are reinforced with ribbing.

REF					
88915	17 cm	330 mm	10 l.	1,9 kg	10



ITALIANO PLASTIC BUCKET “LIGHTBUCK” (10 L.)



- Greater comfort during transport. For easy waste collection.
- Highly resistant metal handle.
- Walls are reinforced with ribbing.

REF					
88770	- cm	- mm	10 l.	1 kg	10



PLASTIC BUCKET WITH GRADUATION “LIGHTBUCK” (12 L.)



- Greater comfort during transport. For easy waste collection.
- Embossed scale.
- Highly resistant metal handle.
- Walls are reinforced with ribbing.

REF					
88776	- cm	- mm	12 l.	1 kg	10



PLASTIC BUCKET WITH GRADUATION & SPOUT “LIGHTBUCK” (15 L.)



- Greater comfort during transport. For easy waste collection.
- Embossed scale.
- With spout to prevent spillages when pouring.
- With reinforced rim for greater resistance.

REF					
88775	- cm	- mm	15 l.	1,2 kg	10



PLASTIC BUCKETS “HEAVY DUTY”



- Greater comfort during transport. For easy waste collection.
- Reinforced handles. Greater resistance.
- Light.

REF					
88778	33 cm	440 mm	40 l.	1,1 kg	10



PLASTIC TUBS Nº. 1 “FLEXTUB” (25 L.)



- Greater comfort during transport. For easy waste collection.

REF					
88771	30 cm	360 mm	25 l.	0,8 kg	10



PLASTIC TUB Nº. 3 “FLEXTUB” (40 L.)

- Greater comfort during transport. For easy waste collection.
- Reinforced handles. Greater resistance.
- Light.



REF					
88773	33 cm	440 mm	40 l.	1,3 kg	10
88723	33 cm	440 mm	40 l.	1,3 kg	10
88726	33 cm	440 mm	40 l.	1,3 kg	10
88720	33 cm	440 mm	40 l.	1,3 kg	10
88721	33 cm	440 mm	40 l.	1,3 kg	10
88728	33 cm	440 mm	40 l.	1,3 kg	10
88729	33 cm	440 mm	40 l.	1,3 kg	10
88727	33 cm	440 mm	40 l.	1,3 kg	10
88725	33 cm	440 mm	40 l.	1,3 kg	10
88724	33 cm	440 mm	40 l.	1,3 kg	10
88722	33 cm	440 mm	40 l.	1,3 kg	10
88730	33 cm	440 mm	40 l.	1,3 kg	10





10

SAFETY EQUIPMENT

The long tradition we have in the ceramic tile laying sector, and the high quality standards of our products, make available to the professional landscaper safe, reliable and of the highest quality tools. RUBI has a line of personal protective equipment (PPE), designed especially for paving work and adapted to all needs and working conditions.





SAFETY EQUIPMENT



SR-1 ERGONOMIC SEAT



REF

81999

- Aluminum chassis high strength and stability.
- Allows an ergonomic position of comfort.
- Prevents injuries in knees and back.
- Adjustable seat height and angle for optimum adaptation to each use.

PROFESSIONAL KNEE PADS



REF



65915

6

- Professional knee pads of great comfort.
- Made of absorbent material to protect against knocks and bumps of the ground.
- Its internal design is perfectly adaptable to the user's knee.
- Big leaning surface for optimum stability.
- Conforms to EN14404.

FLEX KNEE PADS



REF



81994

6

- Protection ergonomic flexible. Adjustable elastic band fastener.
- Professional knee pads of high comfort.
- Inner body soft materials suitable to the user,
- Flexible and resistant outer shell.
- Conforms to EN14404.

GEL DUPLEX KNEE PADS



REF



81989

6

- Professional knee pads with ergonomic design. Highly comfortable.
- Their design combines the use of hard materials to protect against impacts and uneven floors and soft materials adaptable to the user's anatomy on the inside.
- Besides protecting the user's knees thanks to the silicone gel in their inside, their studied ergonomics gives them great stability, preventing ligaments and tendons fatigue.
- Wide range of uses thanks to their design "two in one":
- Conforms to EN14404

GEL COMFORT KNEE PADS



REF



81998

6

- Ergonomic design professional and high comfort knee pads.
- Its design combines the use of hard materials against impacts and uneven floors and soft materials therein, adapted to the user's anatomy.
- In addition to protecting the user's knees through the use of silicone gel inside, its studied ergonomics provide them with great stability, preventing ligaments and tendons fatigue.
- They incorporate two bands Neoprene closure.
- Conforms to EN14404

KNEE CUSHION



REF

65943

- Polyurethane cushion for protecting the knees.
- Makes it easy to work on the floor without using knee pads.
- Its wide surface allows its use as a seat..

WHITE LENS GOGGLES



REF



80918

12

- Field of use: basic.
- Mechanical resistance to high speed particles, low energy.
- Extendable in length and vertically adjustable side pieces.
- Anti-scratch and anti-fog.
- Conforms to EN166 and EN170

LUMBAR PROTECTOR



REF

L- (96-104 CM)

80913

XL (104-112 CM)

80914

- Recommended to avoid low-back injuries when loading weight or maintain fixed positions.
- With vertical reinforcement in the lower-back area.
- Side devices to adjust the pressure at the time of stress.
- Available in 3 sizes: M, L and XL

EAR PROTECTOR



REF



80903

6

- Comfortable and effective protection for high noise environments.
- Conforms to EN352-1.


ACCESSORIES FOR CLEANUP AND MAINTENANCE

Within the range of accessories for cleaning RUBI combines tools, both manual and electric, allowing us to adapt and obtain the best results depending on the environment in which we are working. These range from the assembly to its subsequent cleaning of ceramics or natural stone, through washboys and cleaning kits, to an electric machine for grouting, polishing, waxing etc on large surfaces.











ACCESSORIES FOR CLEANUP AND MAINTENANCE

SUPERPRO SPONGES



- PLUS models have cuts for increased drag on the dirt.
- Ref. 20905 and 20906 available in Palbox.


	REF				
SUPERPRO SPONGE	20905	20x13x7 cm	1	2	24
SUPERPRO SPONGE PLUS	20917	20x13x7 cm	1	2	24
SWEEPEX SUPERPRO SPONGE	20928	18x10x7 cm	3	3	24
SWEEPEX SUPERPRO SPONGE PLUS	20932	18x10x7 cm	3	3	24
MIXED SUPERPRO SPONGE	20906	20x13x7 cm	4	2	24

	REF				
MIXED SUPERPRO SPONGE PLUS	20918	20x13x7 cm	4	2	24
MIXED SWEEPEX SUPERPRO SPONGE SPECIAL FOR JOINTS	20992	18x10x7 cm	4	3	24
EPOXY CELLULOSE SUPERPRO SPONGE	22928	17x10x4 cm	4	4	12
MIXED EPOXY CELLULOSE SUPERPRO SPONGE	22929	17x10x5 cm	4	4	10

HANDLE FOR INTERCHANGEABLE SPONGES AND FOAMS



- Adaptable to 30 x 13.5 cm. SUPERPRO sponges and foam replacements.





REF	
22912	10





REPLAC. SUPERPRO SPONGES 30 X 13,5 CM



- Float sponges for cleaning and finishing tile and grout jobs. Interchangeable sponges adaptable to the ergonomic handle. (ref 22912) and secure attachment to other brands.
- Sponges available with different levels of absorption and resistance to abrasion. Comfortable and secure attachment system.
- PLUS models have cuts for increased drag on the dirt.



	REF				
FLOAT WITH REPLACEABLE SUPERPRO SPONGE	22900	30x13.5x4 cm	1	2	10
FLOAT WITH REPLACEABLE SWEEPEX SUPERPRO SPONGE	22916	30x13.5x4 cm	3	3	10
REPLACEABLE SUPERPRO SPONGE	22910	30x13.5x4 cm	1	2	10
REPLACEABLE SUPERPRO SPONGE PLUS	22918	30x13.5x4 cm	1	2	10

	REF				
REPLACEABLE ABRASIVE SUPERPRO SPONGE	22920	30x13.5x4 cm	4	2	10
REPLACEABLE EPOXY CELLULOSE SUPERPRO SPONGE	22932	30x13.5x3 cm	4	4	10
REPLACEABLE SWEEPEX SUPERPRO SPONGE	22922	30x13.5x3 cm	3	3	10
REPLACEABLE SWEEPEX SUPERPRO SPONGE PLUS	22914	30x13.5x4 cm	3	3	10

RUBICLEAN TRIPLE SUPERPRO



REF

21995

- Plastic washboy, lightweight and high resistance.
- Equipped with 3 spiral rollers for further draining.
- Includes wheels and carrying handle.
- Capacity: 24 l.
- Useful capacity: 10 l.

RUBICLEAN SUPERPRO



REF

21998

- Plastic washboy, light and heavy duty, with two squeeze rollers and separation-decantation system of sewage.
- Includes wheels and carrying handle.
- Capacity: 24 l.
- Useful capacity: 19 l.
- Dimensions: 52 x 27 x 30 cm.

RUBICLEAN EASYPRO



REF	
21945	4

- Lightweight, strong plastic bucket.
- Lower grate level. Requires less water. More lightweight.
- Removable rollers. Easier cleaning.
- Metal reinforcement on the rollers. Greater resistance.
- Capacity 24 litres.

RUBICLEAN PRO



REF	
25949	

- Plastic washboy with two squeeze rollers.
- Wheels built into the base.
- Capacity: 24 l.
- Useful capacity: 17 l.
- Dimensions: 52 x 27 x 26 cm.

RUBICLEAN SUPERPRO 2 SET



REF	
69915	

- Consisting of: RUBICLEAN SUPERPRO washboy (Ref. 21998) + Sponge float SUPERPRO (Ref. 20924) + Termoflex rubber grout float SUPERPRO (Ref. 65976).

RUBICLEAN PRO 1 SET



REF	
68902	

- Consisting of: RUBICLEAN PRO washboy (Ref. 25949) + Sponge float PRO (Ref. 24974) + Grout float PRO 28x14x1cm (Ref. 24969).

CARBORUNDUM BRUSH



- Special carborundum & polyamide brush for very aggressive cleaning.

REF	
61921	

VULKOLAN GROUTER



- To fill the joints between tiles.
- Specially for cement based grout mortars.

	REF
PATIN 50CM	60971
RECHARGE 50 CM	60972

RUBICLEAN PRO 2 SET

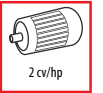


REF

69949

- Consisting of: RUBICLEAN PRO washboy (Ref. 25949) + Float with replaceable SWEEPEX SUPERPRO sponge (Ref. 22916) + Rubber grout float SUPERPRO (Ref. 65971) + 45° Notched trowel 28 cm, 10x10 (Ref. 75948).

RUBILIM



POWERFUL AND VERSATILE

Cleans, polishes, brightens, grout, crystallizes, and waxing by changing the accessory.

- 2 HP single phase motor
- 3 working speeds: 60, 120, 180 r.p.m.
- IP54.
- Handles high strength aluminum with rubber coating.
- With instant soft start and stop, maintains a large performance cleaning, polishing floors and crystallized.
- Handlebar locking system.
- Rubber wheels placed in external position for stability.
- Band incorporates neutral color bumpers to avoid staining the walls.
- Electric cord; 33 ft. (10 m.).
- Includes Polypropylene brush (Ref. 60970) and liquid tank of 2.9 gl. (13 l.).

POLYPROPYLENE BRUSH



- General cleaning

REF

60970

NATURAL FIBRE BRUSH



- For cleaning delicate surfaces and shining of waxes.

REF

60979

PAD HOLDER



- Base to adapt pads, diamond strips and steel wool.

REF

60974

VERY ABRASIVE PAD



- For resistant floors and aggressive cleaning.

REF

60975

RÉF	W		RPM		
62969	1500 W	230V/50-60Hz	60-120-180	45 kg	1

ABRASIVE PAD



REF

60976

• For resistant floors and aggressive cleaning.

SOFT PAD



REF

60977



5

• To be used in marble and other soft surfaces.

VERY SOFT PAD



REF

60978



5

• For wax applying and cleaning delicate floors.

SYMBOLGY AND CERTIFICATIONS

In this catalogue to provide reader's with the maximum amount of information and to be as clearly as possible, we have used the following symbols:

	2+1 years warranty		Wall chaser effect		Top diameter		Soft		45°
	2+3 years warranty		Cut length with saw effect		Useable height		INCH/MM. ruler		Resistant to extreme temperatures
	2 year warranty		With blade		Sponge size		Power		Hardness and Robustness
	patented		Outside diameter		Absorption level (1-4)		Foldable head		Recycled material
	Patent Pending		Inside diameter		Resistance to abrasion (1-4)		Plunge Effect		Easy
	Patent Pending		Disc segment high		Cutting Length		Folding legs		Metallic
	Units per pallet		Segment Thickness		Cutting height		Mobile cart		Reinforced Handle
	Units per box		Diamond band height		Separator power		Adjustable flow		Flexible
	Cutting length		Diamond band width		Fixed separator		Tip-up table for mitring		Comfort
	Diagonal cutting length		Maximum drill length		Mobile separator		Zero Dust		Spout to prevent spillages
	Cutting height		Mixing capacity		Repetitive cuts		1 hour of continuous work maximum, recommended by TNO		UV Ray Resistant
	Separator power		Max Height of the head		45° cuts		3 hours of continuous work maximum, recommended by TNO		Reinforced
	Net weight without packaging		Rod's head diameter		Base accessory		6 hours of continuous work maximum, recommended by TNO		Strong
	Gross weight		Wide notched trowel		Angular measuring		Level		Embossed Scale
	With carrying case		Notched height trowel		Dual reinforced guide		Laser		Smokeless
	Weight with carrying case		Notched Radius Trowel		PURE POWER		C3 system		Recycled Tyre Rubber
	Power supply		Trowel length		MAGNET		Wet cutting		Light
	Revolutions per minute		Trowel width		Smart Power		Dry cutting		Antishock
	Watts		Bags per box		One Hand Action		Fast-in		Easy Use
	Mitre cutting length		N° tile spacers per bag		Back Pack Optional		Regulable		Reduced dust and noise
	Mitre Thickness cut		Tile spacers for box		Bearing system		Motor Brushless		Easy Cleaning
	Maximum cutting thickness - 1 stroke or 2 strokes		Height of bucket		Easy fix		LI-ION BATTERY		
	Length Width Height (machine overall dimensions)		Bottom diameter		Ergonomic		Energy		



Germans Boada SA and its subsidiaries comply with the Directive 2002/96/EC on waste electrical and/or electronic and Directive 2002/95/EC on the restriction of certain substances in their manufacture, applying the law of each member state according to EEC your specific criteria. (WEEE, WEEE, ECORAE, etc ...) (RoHS).

Images are for illustration purposes and may change without notice.

*The gross weight of some electrical machines may vary depending on the type of pallet and carton type used in packaging.

**Any manipulation or modification of machine voids the warranty. Our warranty covers defects in manufacturing or assembly in accordance with the applicable law.

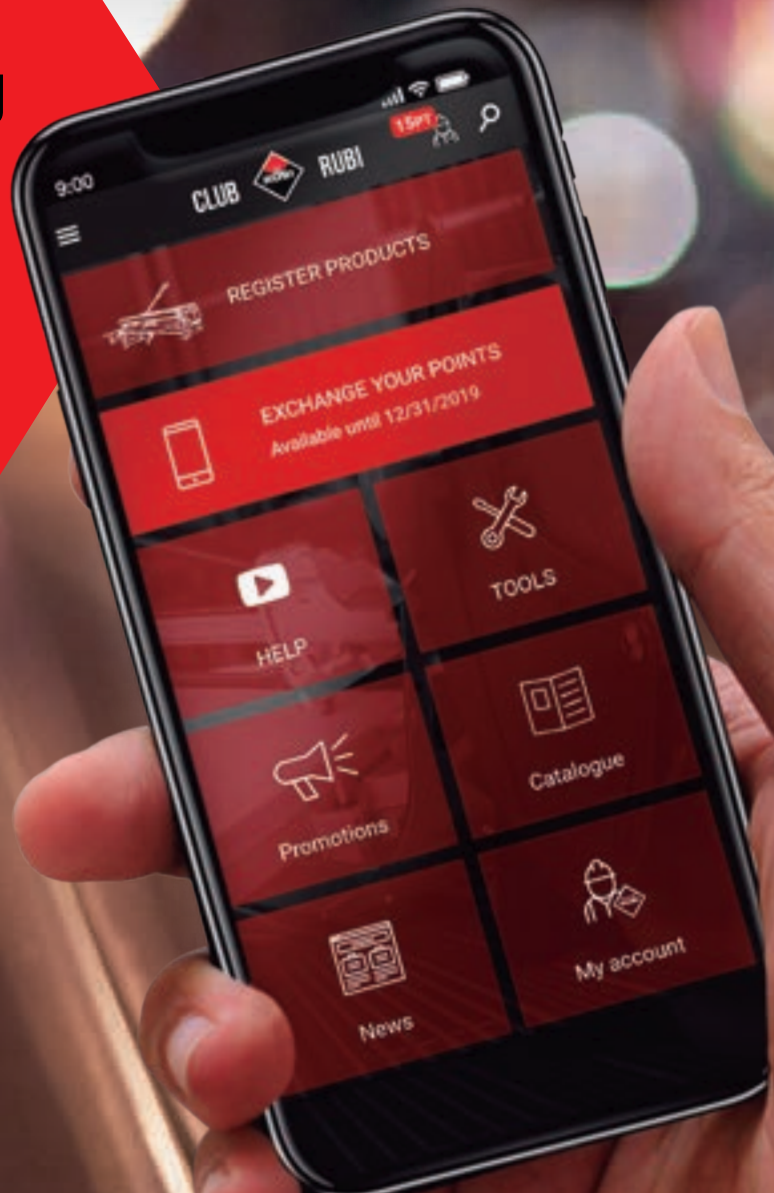


CLUB RUBI APP

WWW.RUBI.COM



THE FIRST APP THAT GIVES YOU
REWARDS
FOR YOUR PURCHASES



The Club RUBI APP rewards your loyalty.
Discover all of the advantages!



EXTENDED WARRANTY



EXCLUSIVE PROMOTIONS



INCREASE YOUR POINTS



MULTIMEDIA CATALOGUE



DOWNLOAD IT NOW
AND START ACCUMULATING POINTS



Building Together

GERMANS BOADA S.A.

Pol. Can Rosés,
Avda. Olímpiques 89-91, P.O.BOX 14
08191 RUBI (Barcelona) SPAIN
T. 34 936 80 65 00
F. 34 936 80 65 01
gboada@rubi.com

GERMANS BOADA S.A. MADRID

Thomas Edison 4 Bloque 2
Planta 1 Oficina 2110
28521 Rivas Vaciamadrid - SPAIN
T. 34 914 99 48 63
F. 34 914 99 48 70
gboada.madrid@rubi.com

ES RUBI FRANCE S.A.R.L
Immeuble Oslo
19 Avenue de Norvège
91953 LES ULIS - FRANCE
T. 33 1 69 18 17 85
F. 33 1 69 18 17 89
rubifrance@rubi.com

PT LUSARUBI Lda.
Rua da Ribeira de Eiras, S/N
Ponte de Eiras
3020-324 Coimbra - PORTUGAL
T. 351 239 492 430
F. 351 239 492 431
lusarubi@rubi.com

US RUBI TOOLS USA Inc.
3980 W 104th Street Suite#6
Hialeah, FLORIDA 33018 USA
P. 1 305 715 9892
F. 1 786 359 4193
rubitools.usa@rubi.com

CA RUBI CANADA
T. 1866 872 7824
F. 1305 715 9898
rubicanada@rubi.com

RU RUBI ROSSIA
моб. +7 903 153 30 46
тел.: +34 936806500
факс: +34 936806501
rubirossia@rubi.com

TR RUBI TÜRKİYE
Demir Makine Ticaret Ve Sanayi Ltd. Şti.
Emekyemez Mah. Tersane Cd. No.114
Karaköy / İstanbul - Türkiye - Turkey
T. (212) 237-2224
F. (212) 237-2252
rubiturkiye@rubi.com

DE RUBI DEUTSCHLAND GmbH
Krahnendonk 89
41066 Mönchengladbach
DEUTSCHLAND
T. 49 (0) 2161 478 12 60
F. 49 (0) 2161 478 12 69
rubideutschland@rubi.com

NL RUBI BENELUX BV.
Weidehek, 70
4824 AS BREDA
NEDERLAND
T. 31 (0) 76 57 29 200
F. 31 (0) 76 57 20 190
rubibenelux@rubi.com

CN SUZHOU RUBI TECHNOLOGIES Co., Ltd.
Block 2, No.86, Tinghe Road, SIP, Suzhou City,
Jiangsu Province, China, Zip Code: 215120
中国江苏省苏州工业园区亭和路86号2号厂房
苏州瑞比机电科技有限公司
邮政编码: 215120

IT ITALIA
T. 800 788278
F. 800 788279
commerciale@rubi.com

IN RUBI INDIA
Andheri Kurla Road, Andheri (East)
Mumbai-400059, India.
T. +91 22 67587457 60
rubiwestindia@rubi.com

MA RUBI MAROC
Indusmat S.A.R.L
1075, Bd. Mohamed VI Rés. Fath Zhar
MAGASIN: 103 - Casablanca
Maroc - Morocco
T. +212 22.37.80.22
F. +212 22.97.80.49
rubimaroc@rubi.com

GB RUBI UK LTD.
Units 16 & 17, Easter Park,
Ferry Lane
Rainham, Essex
RM13 9BP - UNITED KINGDOM
P. 44 (0) 1708559609
F. 44 (0) 1708553813
rubiuk@rubi.com

PL RUBI POLSKA Sp. z o.o.
ul. Karczunkowska 43
02-871 Warszawa
POLSKA
T. +48 (0) 226 44 51 61
F. +48 (0) 226 44 58 45
rubipolska@rubi.com

MX GERMANS BOADA MEXICO SA DE CV.
Av. Industria Moderna #2001 Bodega 82,
El Cerrito, CP 76240,
El marqués, QRO
T: +52 55 5592 4907
T: +52 55 5592 5386
mexico@rubi.com

CO RUBI COLOMBIA
Cra. 11a #94-56, Oficina 501
Bogotá D.C. COLOMBIA
T. (+ 571) 749 85 08

CL RUBI CHILE
GERMANS BOADA S.A.
Los Militares # 5620, Oficina 1503
Los Condes (Santiago de Chile) CHILE
T. (56-2) 2 933 74 92
rubichile@rubi.com

Ref. 92699



www.rubi.com

