

EASTERN CONNECTIONS

Stone Product Catalogue

Product guide 2023/2024



Product guide 2023/2024

Water Features - Birdbaths - Benches & Table Sets - Reservoirs & Grids
- Pumps & Lights - Accessories - Oriental Garden - Bespoke

01886 880 215

www.eastern-connections.com



Our Company

Eastern Connections is a trade only company that was established in September 2002.

We devote ourselves to introducing the most desirable ornamental pieces for the garden. We select, design and offer a completely bespoke service, and we are always prepared to do our utmost to meet your demand, to bring that sparkling unique piece of art to your range.

Our products have been widely recommended by our customers, and we thrive to upkeep and maintain the respect and loyalty from our customers.

Meet the Sales Team



Ice Xu
ice@eastern-connections.com



Adam Loris
info@eastern-connections.com



Jodie Loris
sales@eastern-connections.com

Granite Water Features

Granite is a light-colored igneous rock with grains large enough to be visible with the unaided eye. It forms from the slow crystallization of magma below Earth's surface. The flecks in the granite are formed over thousands of years and can be of slightly different colors to the stone. We carve our features from top-quality granite and have different mining locations so we can access different colors of granite, such as Pinky, Grey, and Black.



All of our features look great at night! 🌙



2011 - Juro Fountain
 2011 - 20 x 20 x 65cm h
 2011M - 25 x 25 x 90cm h

2012S - Wave Fountain
 20 x 20 x 65cm h



2203 - Black Limestone Bowl
 Dia 72 x 20cm h



2204 / 2204s - Twisted Fountain
 2204P/G/BL - 25 x 25 x 80cm h
 2204SP/SG/SBL - 20 x 20 x 60cm h



2205 / 2205s- Granite Babbling Bowls		
Black Limestone	Pinky Granite	Grey Granite
2205sbl - Dia 45 x 12cm h 2205bl - Dia 50cm x 15cm h	2205sp - dia 45 x 12cm h 2205 - dia 50 x 15cm h	2205sg - dia 45 x 12cm h 2205g - dia 50 x 15cm h

Granite Water Features



2208 - Twisted column with two chiselled sides and two polished sides

1) 2208bl - black limestone 2) 2208b - beige granite 3) 2208g - grey granite 4) 2208p - pinky granite

22 x 22 x 75cm h

Also available in : 1) 2208sbl - black limestone 3) 2208sg - grey granite 4) 2208sp - pink granite

20 x 20 x 60cm h



2208G-90 - Large Twisted Column

22 x 22 x 90cm h



2216 - Rustic Spheres

2216P - pinky granite & 2216G - Grey Granite

Diameter 40cm



2221 - Polished Marble Boulders 2221 black & 2221 sunset & 2221 grey/white & 2221 onyx

Dia 35-45cm x 20-30cm h

Granite Water Features



2333 - Natural boulder
Dia 40-50cm



2328 - Yingyang
Dia 40 x 65cm h



2335 - Bali
22x22x75cm h



2339 - Cascading Pebble
Dia 40-50 x 80cm h



4010 - Old Millstone

Dia 50 x 8-12cm h



4015P & 4015G - Flamed Sphere

Hammered effect

Dia 35cm

Available in Pink and Grey Granite



Drilled highly polished spheres - available in various sizes

Grey Granite Sphere

4014g-35 dia 35cm
4014g - dia 40cm
4013g - dia 60cm

Black Limestone sphere

4014b - dia 40cm

Pink Granite Sphere

4014p-35 - dia 35cm
4014p- dia 40cm
4013p - dia 60cm

Dark Grey Granite sphere

4014dk - dia 40cm

Granite Water Features



4025s - Black Vase

Dia 40 x 32cm h



4026 - Limestone Trough Fountain

Dia 50 x 45cm h



2013 - Mothers Love

60cm h

Available in grey and pink granite



2127G- Set of 3 Granite Columns

Dia 15 x 15 x 20, 35 & 50cm h

2366 - Pebble Stack
76cm h
Pebbles all different sizes



4011 - Chiselled Black Limestone Sphere

Available in - Dia 30, 45 & 60cm

4011-30, 4011-45 & 4011-60



2220- Mixed colour babbling fountain

Dia 30-45cm x 15-20cm h



Colours : Riveria, Black Angel, Purple & Green

All vary in size, shape and colour



Slate Water Features



B9032
Dia 50cm
Slate
Sphere



B9032 - Slate Sphere
Dia 40cm, 50cm, 60cm & 70cm



B9023B - Tiled Sphere
Dia 50cm & 60cm



B9036 - Slate Aruis
Dia 36 x 50cm h

B9034 - Slate Urn
Dia 45 x 55cm h



Slate Water Features

All of our slate water features are constructed with natural slate. The mould is made from concrete and then individual pieces of slate are embedded into the concrete



B9033 - Slate Twist

Dia 25 x 90cm h



B9039 & B9039M - Pebble Vase

Dia 46 x 76cm & Dia 30 x 61cm



B9031 - Slate Cone

Base dia 40 x 90cm h



B9040 - Slate Millstone

Dia 50 x 18cm h



B9037 & B9037L - Slate Bowl

Dia 60 x 15cm h & 70 x 15cm h



B9040 - Slate Column with stainless steel top

Dia 22 x 90cm H

Slate column - Dia 22 x 60cm h

Stainless steel top - Dia 22 x 30cm h

No LED light available with this feature

Sandstone Water Features

All of our hand-carved rainbow sandstone is grade 5 which is the highest quality. This means the sandstone is much more colourful with more veins. Our sandstone water features are very popular and look incredible in any garden or patio area.



2327 - Twist Honed all sides

20 x 20 x 60cm h



2324 - Angels wing

45 x 25 x 75cm h



2325 / 2325L - Twist with two Cascading sides

20 x 20 x 65cm and 22 x 22 x 90cm h




2326 - Chubby Twist

25 x 25 x 40cm h



2330 - Chubby Twist with Bowl

Dia 45 x 52cm h



2338 - Large twist with bowl

Dia 45 x 77cm h



Rainbow Sandstone Babbling Bowls

2334 - Dia 45 x 12cm h , 2334L - Dia 60 x 16cm h & 2334XL - Dia 80 x 20cm h

Sandstone Water Features



2345 - Babbling Urn

Dia 50 x 25cm h

2346 - Babbling Basket

Dia 45 x 48cm h

2347 - Cascading Vase

Dia 33 x 60cm h



NEW



2343 - Ufo Pebble Fountain

Dia 60 x 20cm h

2350/ 2350s - Sandstone column

Dia 20 x 70cm h & Dia 20 x 50cm h

2348 / 2348-45s - Flame

60 x 13 x 60cm h & 45 x 13 x 45cm h

4023 Lily - available in 2 sizes



4023 & 4023L
Dia 36 x 40cm h
Dia 50 x 60cm h

Sandstone Water Features



Add a
plinth to
create more
height



**2233/2233s -
Millstone with
Column**

Dia 38 x 30cm h &
Dia 50cm x 30cm h

2349/ 2349L- Millstone

Dia 38 x 12cm h & Dia 50 x 12cm h



2332-45 - Arius

Dia 45 x 32cm h



**2331 / 2331L - Bowl with
Column**

Dia 45 x 32cm h & Dia 45 x
62cm h
(image shown is 2331L)



4031 - Doughnut

Dia 50 x 16cm H



**4020 - Sandstone
Spheres**

Dia 30, 40, 50 & 60cm



4019

Undrilled Spheres also available in all sizes
4019-30, 40, 50 & 60cm



Monolith Water Features

Monolith Water Features tend to be irregular in shape, with edges, bumps, angles, and more, in either pre-drilled or undrilled formats. Explore a wide range of Monoliths Water Features such as Black Angle Monolith, Drilled Monoliths, Green angle, Paradise Monolith, Purple, Rainbow, and Riveria Monoliths.



2115 - Plum Monolith

Base 25-30 x 70-80cm h



2116 & 2116-55 - Riveria

Base 25-30 x 70-80cm h & Base 25-30 x 50-60cm h



2117 & 2117-55 - Green Angel

Base 25-30 x 70-80cm h & Base 25-30 x 50-60cm h

2119-55 & 2119 & 2119L- Purple Monolith

Base 25-30 x 50-60cm h

Base 25-30 x 70-80cm h

Base 30-35 x 80-90cm h



2112-55 & 2112 & 2112L & 2112XL- Black Angel

Base 25-30 x 50-60cm h
Base 25-30 x 70-80cm h
Base 30-35 x 80-90cm h
Base 30-35 x 100-110 cm h

Basalt Water Features

Basalt is a common grey to black extrusive volcanic rock. It is usually fine-grained because of its rapid cooling of lava on the Earth's surface. Large masses cool slowly to form a polygonal joint pattern. This means that each and every basalt feature we supply is different. We leave these stones in their natural shape – therefore if you're looking for the perfect 'hexagon' it will be hard to find. Please understand we cannot control the shape in which they are formed. We have a large range of Basalt varying from rustic to modern – this is why it is such a popular stone, not only is it naturally beautiful it also compliments any garden with its black stylish appearance




2223 - Babbling Basalt

40-50 x 6cm h



2232 - Babbling Basalt with Plinth

40-50 x 26cm h



Looks great
day & night

2223L & 2223XL - Babbling Basalt Fountain

65-70 x 10cm h & 85-90 x 10cm h

Add a plinth to create height (2226 or 2226L)



2228 - Basalt Column

40-45 x 20cm h



2229 - Chunky Contrast Basalt Column

35-45 x 60cm h



2224-40 & 2224-50 & 2224-70 - Basalt fountain with two polished sides

Available in 3 sizes:

20-30 x 40cm h & 20-30 x 50cm h & 25-35 x 70cm h

Basalt Water Features



2225 - Basalt Column with Rounded Edges

30-40 x 15cm h



2230 - Babbling Ripple

50-55 x 10cm h

2227-50 & 2227-70 - Basalt Fountain with Polished Top

Available in 2 sizes:
20-25 x 50cm h & 20-25 x 70cm h



2236 - Basalt Crystal - 2 polished sides

40-45 x 15cm h



2231 - Slab with Plinth

40-45 x 21cm h (3cm thick slab)



2226 & 2226L

20-30 x 18cm h & 30-40 x 10cm h

Add a plinth to heighten your feature!



2223L

Basalt Water Features



2231L - Slab with Plinth

65-70 x 24cm h
(6cm thick slab)



2219 - Basalt Column with polished cut out

Dia 30-40 x 90cm h




2220 - Natural Basalt Column

Natural sides and polished top

Available in sizes 40cm (2220-40), 50cm (2220-50), 60cm (2220-60) & 70cm h (2220-70)

Natural River Pebbles



4007 - Black / White / Red Pebbles/ Mixed Bag

Dia 6-8cm

4009 - Sandstone Pebbles



Waterfall Blades

These innovative waterfall blades alter the flow of the water in such a way that results in a gorgeous blade of water that cascades as a beautiful sheet into a pool or reservoir below. All our waterfalls are manufactured to the highest quality from 1.5mm stainless steel and have a 1 1/4" threaded socket inlet suitable for both flexi and solvent pipe fittings.

6316 - Waterfall blade 30cm L with 15cm lip

6317 - Waterfall Blade 45cm L with 15cm lip

6318 - Waterfall Blade 60cmL with 15cm lip

6319 - Waterfall Blade 90cmL with 15cm lip



The longer 15cm lip is ideal for creating a greater clearance from the wall

6313 - Waterfall Blade 30cm L

6314 - Waterfall Blade 45cm L

6315 - Waterfall Blade 60cm L



6322 - Waterfall Blade 45cmL, wall mounted with bottom entry

Connect the hose to either the rear or the bottom for the feature for a more versatile blade

Mount in or on a wall



Birdbaths

Bring not only birds and wildlife to your garden but a stunning statement piece at the same time. We design attractive products using top-quality materials. Our most popular seller is the eye-catching rainbow sandstone which has intense shades of oranges and purples swirled throughout.



8005G & B & P - Cascade Birdbath
(Grey Granite & Black Limestone & Pink Granite)

Dia 50 x 70cm h



8007mbl & m & mg - Round Birdbath
(Black Limestone & Pink Granite & Grey Granite)

Dia 45 x 50cm h



8009G & P- Square birdbath
(Grey Granite & Pink Granite)
35 x 35 x 45cm h

**8009M - Square Birdbath
Tall**
(available in grey & pink)
35 x 35 x 50cm h

Birdbaths



**8010 - Rainbow Sandstone
Birdbath with Twisted Column**

Dia 45 x 77cm h



**8010B - Birdbath with
Plinth**

Dia 45 x 82cm h

(this is the colour of sandstone
when wet or sealed)



8015 - Rainbow Dundee

Dia 45 x 60cm h



**8016 - Rainbow Square top
with Twist**



**8018 - Rainbow with
Traditional Base**

Dia 45 x 77cm h



8024 - Moray Basalt

Dia 40-50 x 48cm h



8025s - Natural Basin

Dia 45 - 55 x 15 - 20cm h



8028 B & P & G
(Beige & Pink & Grey Granite)

Dia 40 x 45cm h

Birdbaths



8022D- Edinburgh Birdbath
Pinky Granite, Grey Granite & Black Limestone
Dia 45 x 60cm h



8001 - Koi Carp Birdbath

Dia 50 x 10cm h

8023 - Basalt Birds Birdbath

Dia 20-40 x 15cm h

Benches & Table Sets

Our garden furniture range are Extremely durable and very little maintenance is required. All carved from nature each and every product is slightly unique. Although all of our outdoor furniture products are made from natural stone we have taken the time to ensure that they're comfortable too



5003 P & G - Florence Bench
(Pink & Grey Granite with Polished Tops)
100 x 30 x 44cm h

Benches & Table Sets



5007 - Hayworth Bench
(available in grey & pink granite)

130 x 32 x 43cm h
Slots together in 4 pieces



5010 - Rustic Black Granite Bench

110 x 35 x 42cm h



5024 G & P - Worcester Bench
(Grey & Pink Granite)
100 x 30 x 42cm h



5025 - Rustic Straight Bench
(available in Grey & Pink & Dark Grey Granite)

100 x 30 x 42cm h



5026 - Curved Bench
(available in Grey, Black & Pink)
100 x 36cm x 42cm h

Benches & Table Sets



5030T - Enfield Table Set
Table: Dia 120cm
Benches: 120 x 36 x 42cm h
(available in pink & grey granite)



5031T - Richmond Table Set
Table: Dia 120cm
Benches: 120 x 36 x 42cm h
(available in pink & grey)



5032 / 5032s - Epsom Bench

120 x 35 x 42cm h
&
100 x 35 x 42cm h



5043 - Sandstone S Bench

120 x 30 x 44cm h



5050L - York Bench

120 x 30 x 44cm h



5051 - Tenbury Bench

120 x 30 x 42cm h



5052 - Surrey Bench

120 x 30 x 46cm h



5055s - Cheltenham Bench

100cm Long

Benches & Table Sets



5055T - Cheltenham Table Set
Table: Dia 120cm
Benches: 120

5055TS - Small Cheltenham Table Set
Table: Dia 100cm
Benches: 100cm l



5055 - Cheltenham Bench

120cm Long



5062 - Sandstone Sphere Bench

Dia 40cm spheres x 120cm long



5060-G - Granite Sphere Bench

Dia 40cm spheres x 120cm long



**5050L
York
Bench**

Benches & Table Sets



5002 - Curved engraved Koi Bench
Chiselled sides & legs



5004 - Straight engraved Koi Bench
Chiselled sides & Legs



5075 - Galway Rustic Basalt bench
120cm L, bench top 4~6cm thick



5060 - S Sphere Bench

Reservoirs & Grids

Our reservoirs & grids are available in 4 different sizes. The reservoir is made from strong plastic and the grids are made from galvenised steel. Both are extremely sturdy and weatherproof. Ideal for water features, the grid alone will hold 400kgs, but the reservoir needs support



Reservoir & Grid

6008-55 : Dia 52 x 32cm h Reservoir & Dia 54cm Grid

6008-70 : Dia 67 x 32cm h Reservoir & Dia 70cm Grid

6008-90 : Dia 85 x 32cm h Reservoir & Dia 90cm Grid

6008-114 : Dia 112 x 32cm h Reservoir & Dia 114cm Grid

6008-81/51 : 78 x 48 x 30cm h Reservoir & 85 x 55cm Grid

Grids

6001-54 - Dia 54 x 2.5cm h

6001-70 - Dia 70 x 2.5cm h

6001-90 - Dia 90 x 2.5cm h

6001-114 - Dia 114 x 2.5cm h

6001-85/55 - 85 x 55 x 2.5cm h



Tabbed Grids

6001-45tab - Dia 45 with 4 tabs

6001-60tab - Dia 60 with 5 tabs

6001-79tab - Dia 79 with 6 tabs

6001-104tab - Dia 104 with 8 tabs



Reservoirs

6005-52 - Dia 52 x 32cm h

6005-67 - Dia 67 x 32cm h

6005-85 - Dia 85 x 32cm h

6005-112 - Dia 112 x 32cm h

6005-Rectangle - 78 x 48 x 30cm h



6009A - GRC Lid

Dia 67cm

Made from glass reinforced composite these lids fit perfect on out 67cm reservoirs and will hold up to 200kgs. All of our features will suitably stand on this grid.



Plastic Lid 6004-67cm

These grids are perfect for light features such as our stainless steel features



Lotus Bowls

These are stylish bowls which can be used as a planter, a patio pond or as a water feature with the fountain kit. The fountain kit has 2 different nozzles to create different effects of water (one fountain & one dome) The lotus bowls come in four different colours and two different sizes. Made from a concrete and resin mix these bowls are very robust and completely weatherproof.

6304-bronze - Dia 60cm

6304 - Grey - Dia 60cm

6304 - Red - Dia 60cm

6304 - Sandy - Dia 60cm



6305-bronze - Dia 80cm

6305-Grey - Dia 80cm

6305-Red - Dia 80cm

6305-Sandy - Dia 80cm



6305F-Bronze - Dia 80cm with Fountain Kit

6305F-Grey - Dia 80cm with Fountain Kit

6305F-Red - Dia 80cm with Fountain Kit

6305F-Sandy - Dia 80cm with Fountain Kit

Water Feature Kits

Our water feature kits will run all of our water features with ease. They come complete with a pump, LED light, Pipe, Transformer and Regulator Tap.

6008-eco-cb - 1000l/h pump, 1 inch pipe, tap & Blue LED

6008-eco-cw - 1000l/h pump, 1 inch pipe, tap & White LED

6008-eco-s - 800l/h pump, 1/2 inch pipe & White LED



6008-ecoF - 1000l/h pump, spot light & fountain set

Pumps

All our pumps are connected to 10 meters of cable and a 12V UK plug. The outlet size depends on the size of the pump - the smaller pumps only require smaller pipe, which is why the outlet is smaller.

6011C - 450l/h pump, 10 metres of cable and 1/2 inch outlet

6011D - 750l/h pump, 10 meters of cable and 1/2 inch outlet

6011F - 1200l/h pump, 10 meters of cable and 3/4 and 1/2 inch outlet

6011B - 1500l/h pump, 10 meters of cable and 3/4 and 1/2 inch outlet

6011A - 2000l/h pump, 10 meters of cable and 3/4 inch and 1 inch outlet

6011E - 3000l/h pump, 10 meters of cable and 3/4 and 1 inch outlet



6112 Solar Pump - 1500l/h pump, panel, nozzle & battery



solar pump kit

Our solar pump has enough power to run any of our water features. This solar pump has its own lithium battery pack - this means that the sun will charge the battery pack allowing you to run your water feature as and when you like, even in the evenings! The pump also comes with a nozzle set, so can be placed in a pond or reservoir for a stunning instant water feature.

There is 5 meters of cable from the solar panel to the pump!

Lights

Our lights are suitable for all of our water features. With a two pin water tight connector.

6119 - 6 blub white led - 30mm plastic head with 2 meters of cable & pin connector

6119 Blue - 6 bulb blue led - 30mm plastic head with 2 meters of cable & pin connector

6200 - 8 bulb warm white - 32mm plastic head with 1.2 meters of cable & pin connector



6014W - 6 bulb white led - 30mm plastic head with 2 meters of cable & pin connector & 3.6 VA transformer with 10 meters of cable and UK plug

6014B - 6 bulb blue led - 30mm plastic head with 2 meters of cable & pin connector & 3.6 VA transformer with 10 meters of cable and UK plug



6020 - Spot light - 12 LED & 8 meters of cable with pin connector



Transformers

6019 - 12V 500ma 7.2VA with 2 meters cable & UK plug

6019s - 12V 300ma 3.6VA with 2 meters of cable & UK plug

6015 - 21.6 VA with 2 meters of cable & UK plug

6016 - 30VA with 2 meters of cable & UK plug



Pipe

Our corrugated pond hoses are designed to withstand the natural environment in and out of your pond. They are made from high-quality PVC that offer excellent durability and resistance to abrasion and UV damage. you can trust this pipe won't crack, dry up or break under normal everyday use



6007s - Roll of 30 meters aqua pipe, 3/4 inch

6007-1/2 - Roll of 30 meters aqua pipe, 1/2 inch

6007 - Roll of 30 meters aqua pipe, 1 inch

6007-1 1/4 - Roll of 30 meters aqua pipe, 1 1/4 inch

6007 1 1/2 - Roll of 30 meters aqua pipe, 1 1/2 inch

Accessories

6017 - 3-1 pipe connector with taps. Complete with 3/4 and 1/2 inch connector.



6018 - 3-1 splitter connector, 3 meters long



6117 - Tap - 3/4 inch to 3/4 inch - ideal for regulating the flow on water features. Screw in to pump and attach to pipe



6110 - extension cable, 6 meters long. With male & female connector



6113 - Nozzle Set

6202 - Eco-friendly water feature cleaner



Armillary & Sundials



1020 - Twist with Plinth with Sundial
(Can choose from 3 sundials at bottom of page)
65cm h

1021 - Twist with Plinth & Armillary
(two sizes of armillary available)
65cm h

1025 - Classic Base with Armillary
(two sizes of armillary available)
65cm h



1027 - Black Limestone twist
75cm h

1029 - Basalt with Plinth
(two sizes of armillary available)
70cm h



1026 & 1026m - Armillary
Dia 16" and 8"



1022-8" - Square & Hummingbird & Sun and Moon
Dia 8"

Oriental Garden

We have an extensive range of oriental garden. We can order any bespoke pieces to meet a customers requirement. From granite bridges to 5ft Buddah Heads



3017- Mishi Shrube Guide Lantern

Dia 90cm h



3004 - Pagoda

150cm h



3038 - Oribe Lantern

90cm h



3008 - Kasuga Lantern

90cm h



3027/3029 - Rankei Lantern

60cm h & 90cm h



3022 - Kansuyuji Lantern

60 x 30 x 78cm h



3032 - Rokkaku yukimi lantern

45cm h & 60cm h



3016 & 3016L - Zeni Gata Basin

Dia 36 x 13.50 & 45 x 21cm h



3036 - Yukimi Lantern

45cm h



3031 - Tsukubai bowl

Dia 40 x 26cm h

Bespoke Products

We have created many bespoke products for our customers - bringing their drawings to life!

From 4 tonne Elephants to life-size lions



We have an extensive range of metal products. If this is of interest please ask us for our Metal Products brochure and Price List.

Wall Art - Mirrored Wall Art - Bird Feeders - Bird Feeder Hangers - Garden Stakes - Garden Screens - Key Hooks - and more!



1060-woodpecker

Bird feeder hanger
(feeder hangs from the tail)



1066B- Bluetit

Bird Feeder



1070-xcl-mr - Love your garden mirrored wall art

Steel Columns available in 3 different styles

Set of 3

1102 - set of 3 columns

new



Contact Us

Free delivery MOQ: £400.00 for wall arts and light weight products; but can send parcel out via Fedex for repeating order over £150.00

Free delivery MOQ: £900.00 if including stone products

Payment term: first order on proforma basis; 30days from date of invoice for account holders.

If delivery address is in remote area: highlands in Scotland, offshore islands, Nr Ireland, extra delivery charge apply.

Delivery is made by a pallet network. We aim to dispatch all orders within a week of receiving purchase orders. All deliveries will be booked in prior to dispatching. Deliveries are made Monday - Friday and can only be to the nearest curb-side. The ground must be level and hard standing with no obstructions.

Orders are welcomed either over email or by telephone :-

info@eastern-connections.com
sales@eastern-connections.com
ice@eastern-connections.com

01886 880 215

www.eastern-connections.com