



# OUTDOOR PLAY uk

CUSTOM WOODEN PLAYGROUNDS





# About OUTDOOR PLAY UK



• • • • • Contact Us

sales@outdoorplayuk.co.uk

tel:01803 814523

web:www.outdoorplayuk.co.uk

• • • • • VISIT



[www.outdoorplayuk.co.uk](http://www.outdoorplayuk.co.uk)

## WHAT WE DO

We specialise in manufacturing high quality timber playground equipment and creating beautiful outdoor play spaces and learning environments that offer children the right to free play. Enhancing a child's experience through the use of natural materials and the outside environment, proven to have positive effect on development.

• • • • • EMAIL



[sales@outdoorplayuk.co.uk](mailto:sales@outdoorplayuk.co.uk)

## DESIGN & SERVICES

All of our products are designed and manufactured in-house by our team. This means we make all of our products to the highest possible standard and can be custom and bespoke to you. If you have a query about existing products we provide or would like to enquire about our bespoke design service, please don't hesitate to contact us.

## WHO ARE WE

Here at Outdoor Play UK we have years of experience in manufacturing and installation of bespoke wooden playground equipment suitable for a variety of age ranges, schools, nurseries, community centres, holiday parks and public play spaces across all areas of the UK.

• • • • • CALL



01803 814523

## EQUIPMENT & SOLUTIONS

We use quality play grade timbers which are made from laminated redwood and we are one of few companies to pressure treat our timbers after the manufacturing process, when all cut and drill holes have been made. This is to ensure the timber is guaranteed against structural failure due to timber rot or insect attack.

• • • • •

Custom Wooden  
Playgrounds





# OUTDOOR PLAY uk

# Introduction

## CONTENTS



Reasons to choose Outdoor Play UK	Page 01
Our services & processes	Page 03
Adventure Trail	Page 05
N-Range Adventure Trail	Page 11
Complete Trails	Page 13
Skill-Build Blocks	Page 15
Towers & Climbing Frames	Page 17
Pole Climbers	Page 23
Imaginative Play	Page 25
Nature Play	Page 31
Musical Play	Page 37
Activity Panels & Springers	Page 39
Swing Frames & Seats	Page 47
Fencing, Gates, Goals & Signs	Page 49
Seating, Tables & Benches	Page 51
Shelters & Dens	Page 55
Safety Surfacing & Playground Markings	Page 61
Design & Build Projects	Page 65
Bespoke Towers & Climbing Frames	Page 67



FSPA





# Reasons to choose us



## 1 - QUALITY & WORKMANSHIP

We specialise in manufacturing high quality timber playground equipment, using quality play grade timbers which are made from laminated redwood. We are one of few companies to pressure treat our timbers after the manufacturing process, when all cut and drill holes have been made. This is to ensure the timber is guaranteed against structural failure due to timber rot or insect attack.

## 2 - GUARANTEES

We are certain that our timbers are of such high quality that we give a guarantee for a period of up to 15 years from completion of work date. Rubber safety surfacing is guaranteed for 5 years from the completion of work date and plastic parts are guaranteed for 5 years from the completion of work date.



## 3 - ACCREDITATIONS

We are compliant with BS EN 1176 The British and European Standard for playground equipment, and our safety surfacing complies with BS EN 1177, Impact Attenuating Surfacing specification for British Standards. We are registered with ROSPA and a proud member of the API.



## 4 - FREE SITE VISIT & DESIGN SERVICE

We provide a free site visit, quotation and 3D Proposal to all customers, new or existing. We can arrange a visit to your chosen playground location to discuss ideas and offer advice for making the most out of your outdoor play space.








### 5 - PROFESSIONAL INSTALLATION

All of our installers are part of Outdoor Play UK and are not subcontracted. They also have full DBS checks which allows us to work within your time scales when installing the new play equipment.



### 6 - BESPOKE PRODUCTS

All of our products are designed and manufactured in-house by our team. This means we make all of our products to the highest possible standard, and can be custom and bespoke to you. We have developed a wide range of products which offer exceptional play value and learning opportunities.

### 7 - SALES & AFTERCARE

We offer playground solutions with services that help every aspect of your project fall in place from start to finish. We believe that ensuring our work is to your standard before invoicing means you can be confident that we will always put you first. We provide a supportive after sales service to our customers, providing information on inspection and maintenance and all routine safety checks.



### 8 - REFERENCES


We are more than happy to provide you with customer references for jobs previously completed. We can even let you know a playground local to you where you can visit our fantastic work and see it in person. Belonging to accredited organisations ensures we work to current safety standards when manufacturing and installing equipment and that all relevant checks have been undertaken.



### ICON KEY

Look out for these icons next to some of our customisable products

-  **FREESTANDING**
-  **\* BESPOKE ENGRAVINGS**  
available upon request
-  **\* ROPE COLOUR OPTIONS**  
available upon request
-  **\* BESPOKE OPTIONS**  
available upon request








View our full PROJECT GALLERY ONLINE!



# Dream Playground Idea? | Our process to create your playground



**1 - GET IN TOUCH**

We provide a free Site Visit, Quotation and 3D Proposal to all customers, new or existing.

We can arrange a visit to your chosen playground location to discuss ideas and offer advice for making the most out of your outdoor play space.

**2 - 3D DESIGN & QUOTATION**

Our design department create a detailed design proposal outlining the play equipment, surfacing and any other features and requirements.

A full quotation and product descriptions will be given along with project timescales and likely completion dates.

**3 - MANUFACTURE & BUILD**

Our workshop team can customise any of our standard products to suit your play area, or build you a brand new bespoke product that developed from your ideas, creative vision and children's imaginations to make your dream outdoor play space a reality.

**4 - DELIVERY & INSTALLATION**

After scheduling delivery and an installation date to work within your time scales, we quickly progress when installing the new play equipment and safety surfacing.

On completion, we send the final invoice once we make sure you are completely happy and hand over any completion and aftercare documents.



# Our services & processes



BESPOKE DESIGN SERVICE



Our bespoke design service helps you visualise your play area or product before you place an order. To progress your plans for a new play space or the replacement of old playground equipment, please contact us and we will guide you through every phase of your project.



BESPOKE ENGRAVINGS

Want BESPOKE engravings?

No problem, our in house design team can create bespoke graphics to be included on the totems. Replace the woodland theme with something nautical, space themed or something completely bespoke to you. We can work from reference images you send us to create a totally unique design for you.

Check out the BESPOKE EXAMPLE below!



Look out for this icon next to some of our customisable products



IN-HOUSE MANUFACTURE

Our highly skilled workshop team have years of craftsmanship experience, meaning we only manufacture the highest quality products and pay great attention to small details, ensuring we produce top quality products and play equipment. We personally deliver throughout all of the UK after arranging a date to suit you. Our installers are part of Outdoor Play UK and are not subcontracted, for professional installation of your new custom wooden playground.



DELIVERY & INSTALLATION

AGE RANGE:	n/a
PLAY CAPACITY:	n/a
CATEGORY:	Fencing, Gates, Goals & Signs
MINIMUM AREA:	n/a
CRITICAL FALL HEIGHT:	n/a

web: www.outdoorplayuk.co.uk | tel: 01803 814523 | info@outdoorplayuk.co.uk



# ADVENTURE TRAIL



Ninja Climbing Wall



Coplestone Primary School




Burma Bridge | Flower Stepping Pod



Trapeze Swing



Play capacity (users): 2  
Fall height: 0.5m  
Age group: 2+



Required space: 5.0m x 3.4m

OP02-001 | Balance Beam

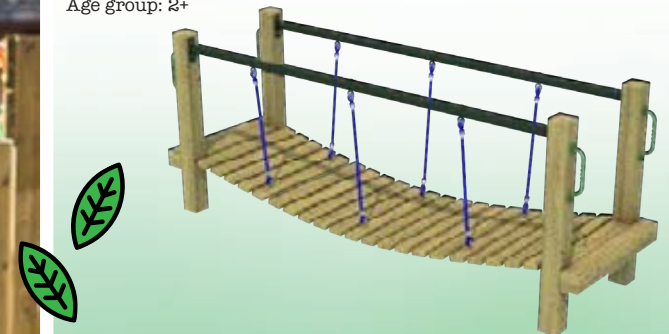
Play capacity (users): 3  
Fall height: 0.4m  
Age group: 2+



Required space: 5.6m x 3.8m

OP02-002 | Burma Bridge

Play capacity (users): 3  
Fall height: 0.4m  
Age group: 2+




Required space: 6.0m x 3.8m

OP02-003 | Clatter Bridge



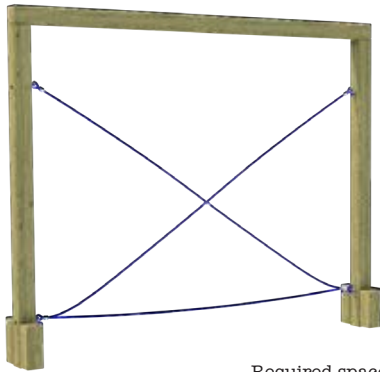
Play capacity (users): 3  
 Fall height: 0.5m  
 Age group: 5+



Required space: 5.2m x 3.8m

OP02-004 | Climbing Trees

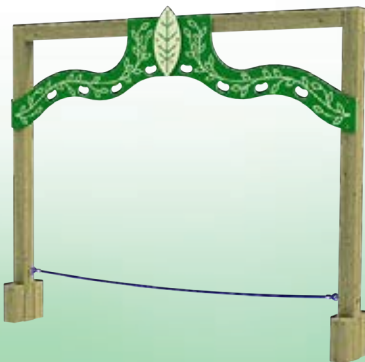
Play capacity (users): 3  
 Fall height: 0.4m  
 Age group: 5+



Required space: 5.8m x 3.1m

OP02-006 | Cross Rope Traverse

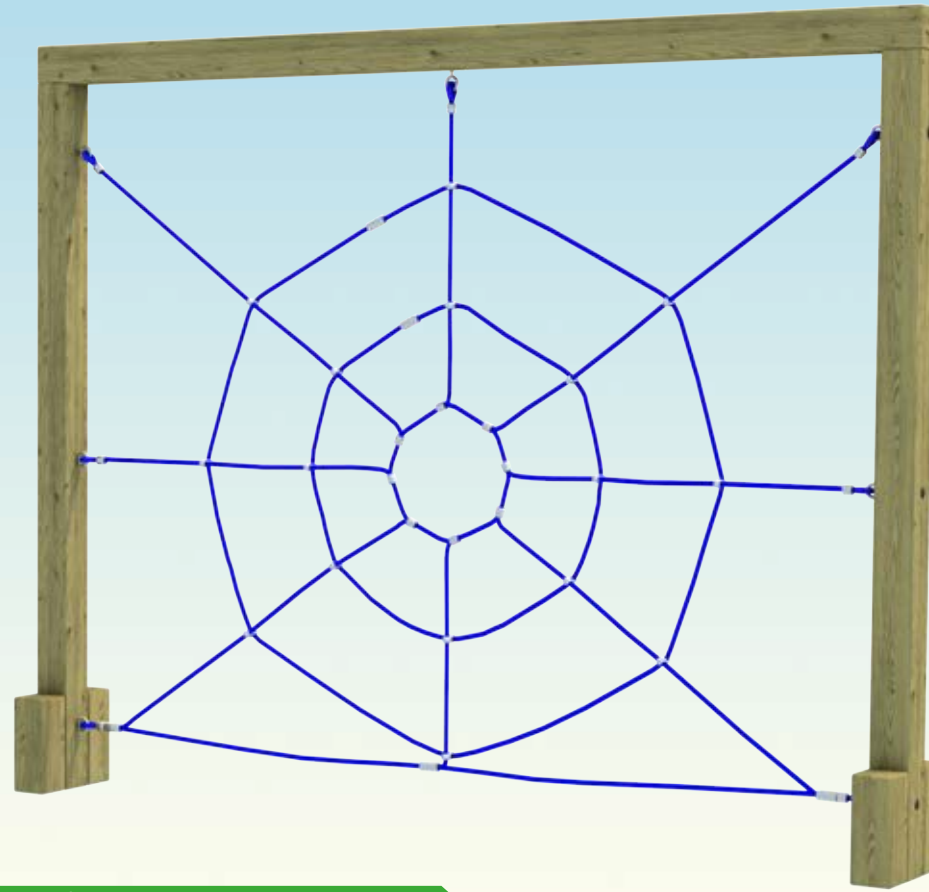
Play capacity (users): 3  
 Fall height: 0.4m  
 Age group: 7+



Required space: 5.9m x 3.4m

OP02-007 | Forest Traverse

Required space: 7.0m x 4.2m  
 Play capacity (users): 5  
 Fall height: 2.3m  
 Age group: 5+



OP02-005 | Cobweb Walk

Featuring multiple play activities, our timber Adventure Trail equipment encourages children to climb, balance, swing and crawl. Developing key gross motor skills and social interaction by providing endless hours of fun. Handmade in the UK and manufactured from responsibly sustainably sourced timber, our Adventure Trail equipment promotes fitness through fun, a firm favourite for any play area.

The Balance Beam is a popular traditional favourite to any Adventure Trail. A great low level addition for developing children's balance and co-ordination skills. Climb, crawl and weave your way through the Cobweb Walk. Make your way across and through the net to reach the other side. Combining balancing and physical challenge.



Ropework COLOUR OPTIONS available!

Look out for this icon next to products with ropework colour options



Play capacity (users): 3  
Fall height: 0.5m  
Age group: 2+



Required space: 6.0m x 3.1m

OP02-008 | Incline Weaver


Play capacity (users): 3  
Fall height: 0.9m  
Age group: 5+



Required space: 4.7m x 3.7m

OP02-011 | Parallel Bars

Play capacity (users): 3  
Fall height: 0.4m  
Age group: 5+



Required space: 6.1m x 3.4m

OP02-014 | Rolling Log


Play capacity (users): 3  
Fall height: 0.4m  
Age group: 5+



Required space: 5.8m x 3.1m

OP02-009 | Rope Traverse


Play capacity (users): 3  
Fall height: 1.5m  
Age group: 5+



Required space: 6.2m x 3.1m

OP02-012 | Pull Up Bars

Play capacity (users): 3  
Fall height: 0.4m  
Age group: 2+



Required space: 5.6m x 3.8m

OP02-015 | Rope Bridge

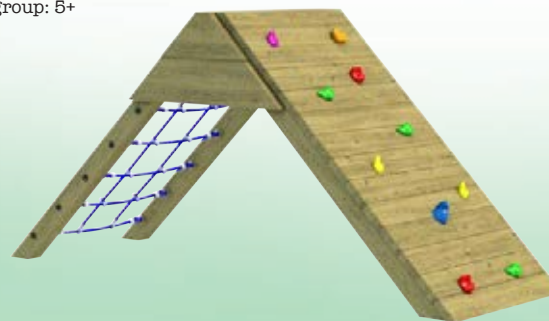
Play capacity (users): 3  
Fall height: 2.0m  
Age group: 7+



Required space: 6.1m x 4.6m

OP02-010 | Monkey Bars

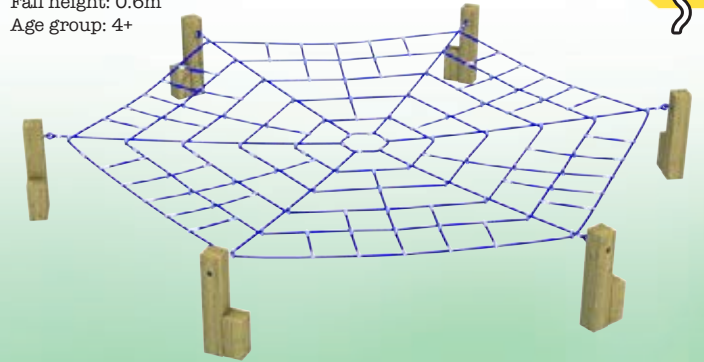
Play capacity (users): 3  
Fall height: 1.3m  
Age group: 5+



Required space: 5.7m x 4.0m

OP02-013 | Ramp & Net 1.3m High

Play capacity (users): 8  
Fall height: 0.6m  
Age group: 4+



Required space: 7.3m x 6.9m

OP02-016 | Spiders Web Crawl



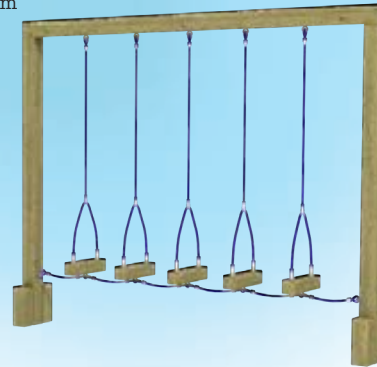
Play capacity (users): 1+ per pod  
 Fall height: 0.5m  
 Age group: 2+



Required space: 3.3m x 3.3m (each)

OP02-017 | Flower Stepping Pods (x3)

Play capacity (users): 4  
 Fall height: 0.5m  
 Age group: 5+



Required space: 5.9m x 3.4m

OP02-020 | Swinging Log Steps

Play capacity (users): 3  
 Fall height: 0.5m  
 Age group: 2+



Required space: 6.9m x 5.0m

OP02-023 | Triple Balance Beam


Play capacity (users): 3  
 Fall height: 0.4m  
 Age group: 5+



Required space: 5.6m x 3.7m

OP02-018 | Stepping Pole (x6)

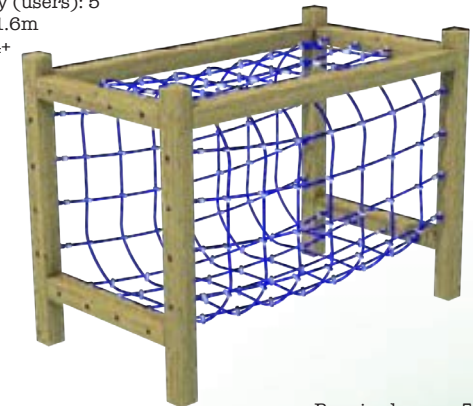
Play capacity (users): 3  
 Fall height: 0.4m  
 Age group: 7+



Required space: 5.9m x 3.4m

OP02-021 | Trapeze Swing (5 ring)

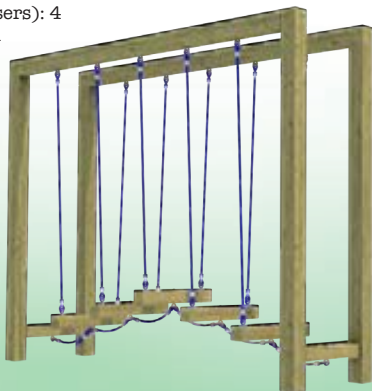
Play capacity (users): 5  
 Fall height: 1.6m  
 Age group: 4+



Required space: 5.4m x 4.4m

OP02-024 | Tunnel Net

Play capacity (users): 4  
 Fall height: 0.6m  
 Age group: 5+



Required space: 5.8m x 3.8m

OP02-019 | Suspended Step Walk

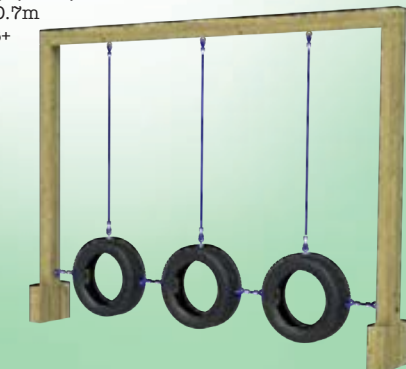
Play capacity (users): 6  
 Fall height: 0.6m  
 Age group: 5+



Required space: 6.0m x 4.6m

OP02-022 | Traversing Wall

Play capacity (users): 3  
 Fall height: 0.7m  
 Age group: 5+



Required space: 6.0m x 3.3m

OP02-025 | Tyre Walk





Twin Crossover Beams



Climbing Trees

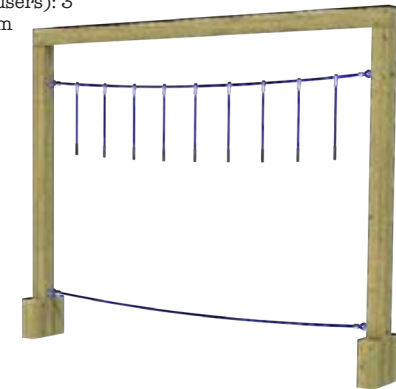
Play capacity (users): 2  
Fall height: 1.5m  
Age group: 5+



Required space: 4.2m x 3.2m

OP02-026 | Vertical ladder

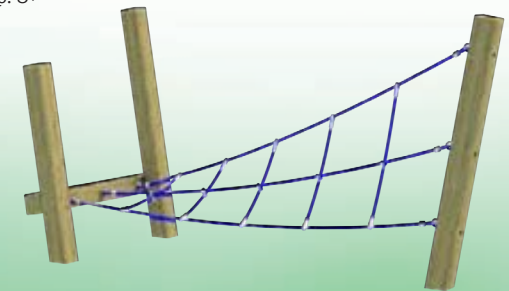
Play capacity (users): 3  
Fall height: 0.4m  
Age group: 5+



Required space: 5.9m x 3.4m

OP02-027 | Vine Walk

Play capacity (users): 3  
Fall height: 0.6m  
Age group: 3+



Required space: 5.8m x 4.4m

OP02-028 | Web Walk

Add a unique piece to your trim trail with the Web Walk. Climb, crawl and walk, testing your balance and co-ordination as you traverse along, up and around the ropes. Great for developing balancing skills. Installed in between equipment individually or in groups of 3, The Flower Stepping Pods can be used to connect certain pieces of equipment and low fall height Adventure Trail pieces into one continuous trim trail. Link your trail equipment without stepping on the ground.

The Twin Crossover Beams are perfect for all ages and a great addition to early years settings. Develop balance, co-ordination and confidence as you traverse your way across the low level beams. Practise your hurdling skills on the four Hurdles which are positioned at different heights of 0.6m and 0.9m to vary the challenge. A brilliant addition for any trim trail encouraging fitness through fun.

Climb your way up and over the Vertical Ladder and make your way down the other side. Encouraging confidence through challenge, test your strength and agility. A great addition for any trail.



Look out for this icon next to products with ropework colour options



Red



Blue



Green



Purple



Grey




Black



Rainbow




Play capacity (users): 2  
 Fall height: 0.4m  
 Age group: 2+



Required space: 5.0m x 3.2m

OP02-029 | Wobble Board

Play capacity (users): 1+ per pad  
 Fall height: 0.5m  
 Age group: 4+



Required space: 6.0m x 3.9m

OP02-033 | Ninja Stepping Pads



Add challenge to any Adventure Trail with the Ninja Climbing Wall. The 3 panel climbing wall features rockhold grips on both sides, providing a unique climbing experience. Perfect for building upper body strength, improving coordination and developing gross motor skills creating fitness through fun.

Without stepping on the ground, use the Ninja Stepping Pads to cross from one side to the other. This challenging crossing requires balance, co-ordination and agility. A fantastic low level addition to any play area.



Play capacity (users): 4  
 Fall height: 0.6m  
 Age group: 2+



Required space: 6.2m x 4.1m

OP02-030 | Zig Zag

Play capacity (users): 6+  
 Fall height: 2.1m  
 Age group: 7+



Required space: 8.2m x 5.3m

OP02-032 | Ninja Climbing Wall

Play capacity (users): 6  
 Fall height: 1.3m  
 Age group: 5+



Required space: 5.7m x 5.0m

OP02-034 | Ninja Up and Over

Play capacity (users): 1+  
 Fall height: 0.9m  
 Age group: 7+



Required space: 8.4m x 4.0m

OP02-031 | Hurdels (Set of 4)

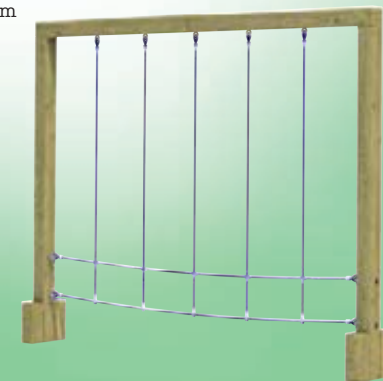
Play capacity (users): 6  
 Fall height: 0.6m  
 Age group: 2+



Required space: 6.8m x 3.7m

OP02-035 | Twin Crossover Beams

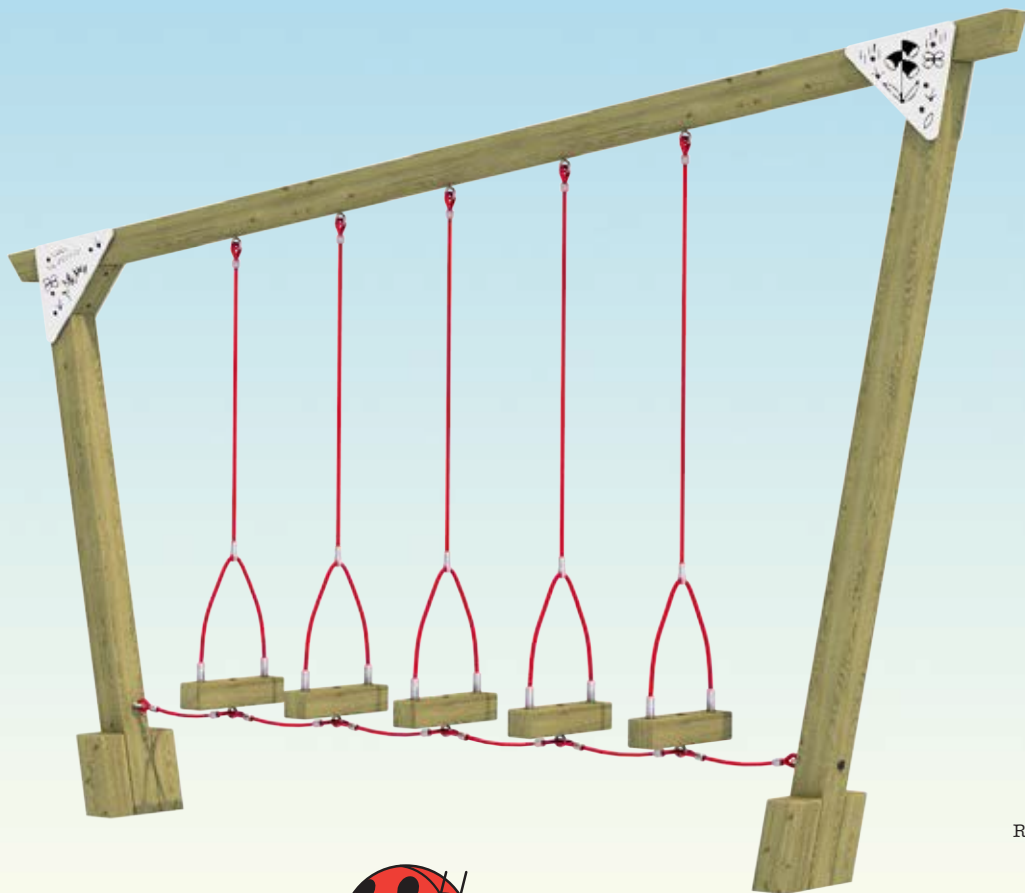
Play capacity (users): 3  
 Fall height: 0.6m  
 Age group: 5+



Required space: 5.9m x 3.4m

OP02-036 | Vine Traverse





OP02-N20 | **N20-Swinging Log Steps**

Required space: 5.9m x 3.4m

Play capacity (users): 4  
Fall height: 0.5m  
Age group: 5+



Play capacity (users): 3  
Fall height: 0.4m  
Age group: 5+



Required space: 6.2m x 3.4m

OP02-N06 | **N06-Cross Rope Traverse**

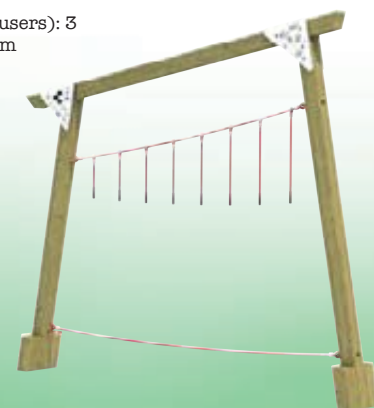
Play capacity (users): 3  
Fall height: 0.7m  
Age group: 5+



Required space: 6.0m x 3.4m

OP02-N25 | **N25-Tyre Walk**

Play capacity (users): 3  
Fall height: 0.4m  
Age group: 5+



Required space: 6.2m x 3.4m


OP02-N27 | **N27-Vine Walk**

Zig zag your way through the N08-Incline Weaver poles while trying to keep your balance. A great low level addition for developing children's balance and co-ordination skills.

Balance and co-ordination are also needed to work your way along the N18-Stepping Poles. With quirky angled timber design, use the stilts to cross without touching the ground.

Handmade in the UK and manufactured from responsibly, sustainably sourced timber, our N-Range equipment promotes fitness through fun, a firm favourite for any play area.

Play capacity (users): 3  
Fall height: 0.4m  
Age group: 5+




Required space: 5.6m x 3.7m

OP02-N18 | **N18-Stepping Pole (x6)**



# N-RANGE TRAIL


Play capacity (users): 3  
 Fall height: 0.5m  
 Age group: 2+



Required space: 6.0m x 3.1m

## OP02-N08 | N08-Incline Weaver


Play capacity (users): 1+ per set  
 Fall height: 0.5m  
 Age group: 5+



Required space: 3.7m x 3.6m

## OP02-NF4 | NF4-Forest Climbing Trees (Set of 2)


Play capacity (users): 1+ per set  
 Fall height: 0.5m  
 Age group: 5+



Required space: 3.7m x 3.6m

## OP02-NJ4 | NJ4-Jungle Climbing Trees (Set of 2)

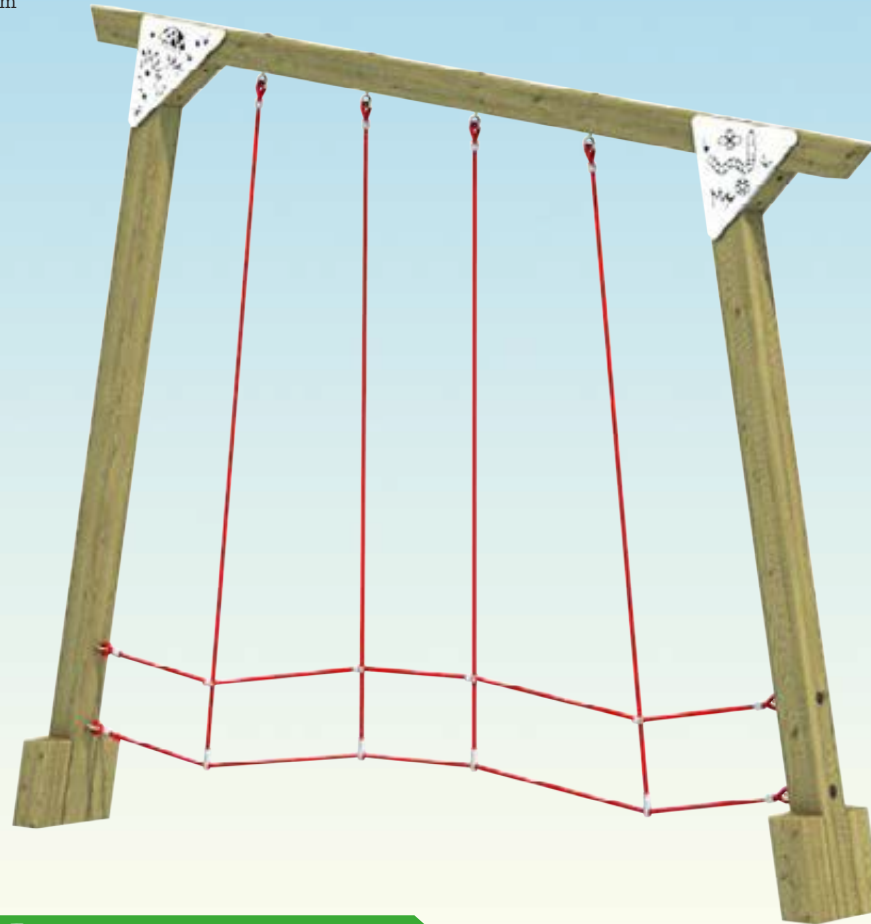
Our exclusive N-Range Adventure Trail includes all the fun play activities found in our original Adventure Trail products but features a quirky timber frame design and HDPE minibeast detail. We have selected a handful of products to feature the non-traditional frame structure that gives an eye-catching and unique look to any play area trail, adding an unconventional aesthetic and distinctive flare to the traditional adventure trail seen in many play areas.



Weave your way through the NJ4-Jungle Climbing Trees using the hand grips and foot holds. Traverse from one end to the other without touching the ground. Available in sets of 2 with treetops. Include one set or more to add a nature or Jungle theme into your play area. Great for developing balancing skills. Test your balance on the N20-Swinging Log Steps as you stride across the wobbly steps to get from one end to the other. Part of our Adventure Trail N-Range with a quirky timber frame design and HDPE minibeast detail, challenge your agility skills and build confidence as you traverse along without touching the ground.

Required space: 6.2m x 3.4m

Play capacity (users): 3  
 Fall height: 0.6m  
 Age group: 5+



## OP02-N36 | N36-Vine Traverse





Play capacity (users): 15+  
 Fall height: 1.5m  
 Age group: 6+



Required space: 14.7m x 4.1m

OP12-001 | Woodland Adventure Trail - Acorn Trail

Play capacity (users): 20+  
 Fall height: 2.0m  
 Age group: 6+



Play capacity (users): 15+  
 Fall height: 0.9m  
 Age group: 5+



Required space: 15.5m x 10.4m

OP12-002 | Woodland Adventure Trail - Squirrel Trail

Play capacity (users): 15+  
 Fall height: 0.9m  
 Age group: 5+



Required space: 15.7m x 4.2m

OP12-003 | Woodland Adventure Trail - Cedar Trail



# COMPLETE TRAILS

Play capacity (users): 20+  
Fall height: 2.1m  
Age group: 6+



Required space: 25.0m x 5.8m

## OP12-004 | Ninja Warrior Trail - Trail One


Play capacity (users): 20+  
Fall height: 1.3m  
Age group: 5+



Required space: 24.6m x 5.3m

## OP12-005 | Ninja Warrior Trail - Trail Two

Play capacity (users): 10+  
Fall height: 0.5m  
Age group: 2+



Required space: 14.4m x 4.2m

## OP12-006 | Mini Adventure Trail - Mini Balancing Trail



Look out for this icon next to products with ropework colour options



## Ninja Warrior Trail - Trail One | Grass Mat Tiles

These Combined Trails have perfect activities to encourage children's play outside. Our complete trails provide good exercise and helps the development of strength and coordination. With a wide range of challenges these unique trails combine active play with hours of outdoor fun.

The awesome Trail One combines our Ninja Warrior Trail - Adventure Trail items but also includes 6no. Wetpour half spheres. Test your balance, jump, climb and traverse over the obstacles to get to the other side.

Custom layout available if required, dependant on area size & space.





# SKILL-BUILD BLOCKS




Skill-Build Blocks | Denbury Primary School

✔ SOCIAL PLAY   ✔ ACTIVE PLAY





Play capacity (users): 4+  
 Fall height: 0.5m  
 Age group: 2+



Skill-Build Set  
 COLOUR OPTIONS  
 available!



OP12-G07 | Green & Beige  
 OP12-Y07 | Yellow & Blue

Set of 4 Blocks

**OP12-G07 | Skill-Build Blocks - Hay Tor Skill Build Trail**

Play capacity (users): 6+  
 Fall height: 0.5m  
 Age group: 2+



OP12-G08 | Green & Beige  
 OP12-Y08 | Yellow & Blue

Set of 6 Blocks

**OP12-G08 | Skill-Build Blocks - Oke Tor Skill Build Trail**

Play capacity (users): 10+  
 Fall height: 0.5m  
 Age group: 2+



OP12-G09 | Green & Beige  
 OP12-Y09 | Yellow & Blue

Set of 10 Blocks

**OP12-G09 | Skill-Build Blocks - Ten Tor Skill Build Trail**



Our movable range of Skill-Build Blocks creates open-ended active and imaginative play to any supervised play area. The movable blocks have been designed to inspire and challenge children, and help develop gross motor skills.

Children will build confidence as they test their balancing, traversing, jumping, and social skills, creating a new obstacle course each day. Ideal for early years settings and a perfect addition to play areas wanting to encourage group learning, turn-taking, problem solving & teamwork.

The Ten Tor Skill Build Trail includes 10 movable blocks. Set colour options available. Green & Beige or Yellow & Blue.



# TOWERS & CLIMBING FRAMES



Forest Trail Climber | Grass Mat Tiles

✓ SOCIAL PLAY ✓ ACTIVE PLAY

Play capacity (users): 20+  
Fall height: 1.2m  
Age group: 3+



Required space: 11.2m x 8.9m

OP13-001 | Ann Edwards Tower | Embankment play

Play capacity (users): 15+  
Fall height: 0.9m  
Age group: 4+

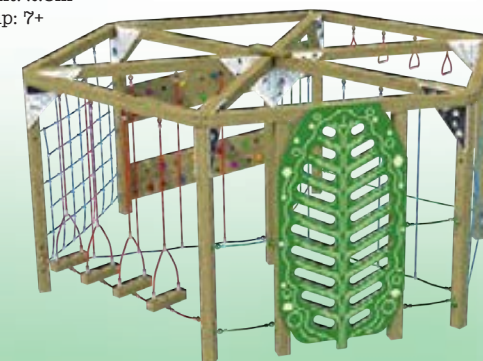


Required space: 10.6m x 6.7m

OP13-002 | Appledore Play Ship



Play capacity (users): 20+  
Fall height: 2.3m  
Age group: 7+



Required space: 8.5m x 9.2m

OP13-003 | Carousel Climber



Play capacity (users): 25+  
Fall height: 2.0m  
Age group: 7+



Required space: 10.5m x 9.3m

OP13-004 | Fingle Woods Climber


Play capacity (users): 20+  
Fall height: 1.5m  
Age group: 3+



Required space: 10.5m x 8.5m

OP13-006 | Hannah's Tower

Play capacity (users): 5+  
Fall height: 0.6m  
Age group: 2+



Required space: 6.5m x 5.0m

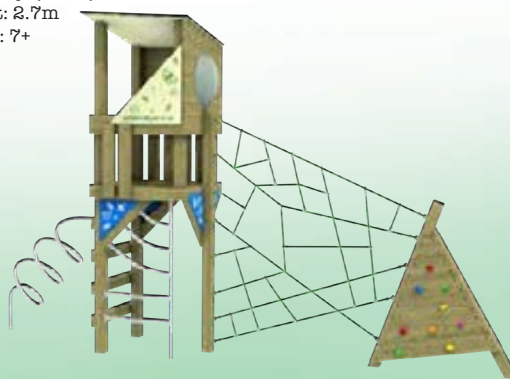
OP13-007 | HMS Bounty Boat

Required space: 8.9m x 6.7m  
Play capacity (users): 15+  
Fall height: 2.3m  
Age group: 7+



OP13-005 | Forest Trail Climber

Play capacity (users): 10+  
Fall height: 2.7m  
Age group: 7+



Required space: 9.4m x 4.9m

OP13-008 | Holymead Tower

Play capacity (users): 5+  
Fall height: 1.2m  
Age group: 5+



Required space: 7.3m x 6.5m

OP13-009 | Knowle Castle



Combining fitness and fun, our wide range of Towers and Climbing Frames provides a great selection of multi-play units, play towers and traditional climbing frames. Featuring multiple play activities, developing children's fitness through fun in an outdoor environment. A mixture of play features encourages children to swing, climb, balance and develop key gross motor skills and social interaction by providing endless hours of fun. Handmade in the UK and manufactured from responsibly, sustainably sourced timber.

The Cross Park Tower is an impressive woodland themed multi-play unit that combines numerous traditional play features and colourful nature inspired theming to brighten up city play areas. Providing a range of physical challenges through active and social play, children can climb, slide and traverse, great for any school play area or for adding a pop of colour to a more rural outdoor space.



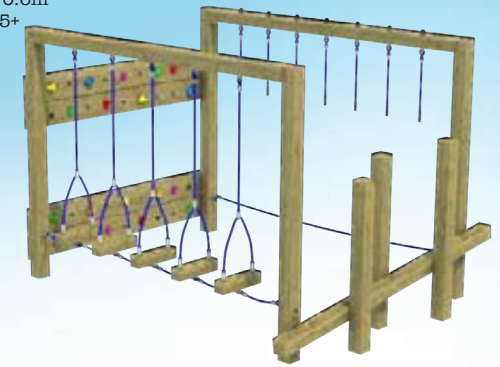
Ropework  
COLOUR OPTIONS  
available!



Required space: 10.3m x 7.9m  
Play capacity (users): 15+  
Fall height: 1.5m  
Age group: 7+



Play capacity (users): 10+  
Fall height: 0.6m  
Age group: 5+



Required space: 6.1m x 5.5m

OP13-010 | Trail Climber

Play capacity (users): 10+  
Fall height: 1.2m  
Age group: 5+



Required space: 11.8m x 5.8m

OP13-011 | Portesham Tower

Play capacity (users): 5+  
Fall height: 0.9m  
Age group: 2+



Required space: 6.4m x 5.6m

OP13-019 | Timber Tower One

OP13-013 | Cross Park Tower



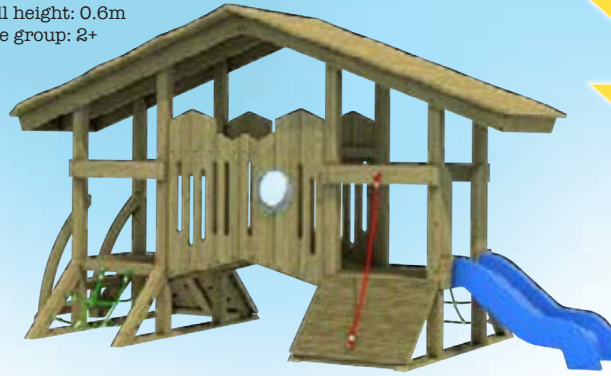
Play capacity (users): 8+  
Fall height: 0.9m  
Age group: 2+



Required space: 8.5m x 5.3m

OP13-014 | Woodland Tower with Bridge

Play capacity (users): 8+  
Fall height: 0.6m  
Age group: 2+



Required space: 8.4m x 5.1m

OP13-017 | Freestanding Toddler Tower

Play capacity (users): 10+  
Fall height: 1.0m  
Age group: 3+



Required space: 7.5m x 6.0m

OP13-012 | Wishing Mine


Play capacity (users): 6+  
Fall height: 0.9m  
Age group: 2+



Required space: 7.3m x 4.9m

OP13-015 | Woodland Tower with Sandpit

Play capacity (users): 20+  
Fall height: 1.5m  
Age group: 5+



Required space: 10.5m x 10.0m

OP13-018 | Knights Castle


Play capacity (users): 25+  
Fall height: 2.0m  
Age group: 7+



Required space: 12.5m x 8.5m

OP13-016 | Newtown Climber

Play capacity (users): 8+  
Fall height: 0.9m  
Age group: 2+



Required space: 9.1m x 6.4m

OP13-020 | Timber Tower Two

Play capacity (users): 15+  
Fall height: 1.5m  
Age group: 7+



Required space: 10.3m x 7.2m

OP13-021 | Timber Tower Three

Play capacity (users): 20+  
Fall height: 1.5m  
Age group: 7+



Required space: 11.9m x 7.2m

OP13-022 | Timber Tower Four





Required space: 14.2m x 9.4m  
 Play capacity (users): 25+  
 Fall height: 1.5m  
 Age group: 5+

OP13-024 | Picasso Multi-Play Towers



Play capacity (users): 3+  
 Fall height: 1.5m  
 Age group: 6+



Required space: 6.7m x 3.9m

OP13-028 | Standalone Slide 1.5m

Play capacity (users): 3+  
 Fall height: 0.9m  
 Age group: 2+



Required space: 6.1m x 4.0m

OP13-026 | Standalone Slide 0.9m

The brightly coloured Matisse Multi-Play Towers will brighten up any city play area. Featuring a variety of play activities and numerous access points, creating challenge for little ones. Complete with painted timber detail, porthole windows, HDPE slide, rope bridges and fireman's pole, children can climb, slide and balance, great for any school or public play area.

With striking colours and double play features, the Picasso Multi-Play Towers includes 2no. HDPE slides at multiple platform heights, 2no. rope bridges and 2no. clatter bridges. This multi-play unit is packed with traditional play features and children will have endless fun while keeping active.



Play capacity (users): 10+  
 Fall height: 1.2m  
 Age group: 3+



Required space: 9.0m x 7.5m

OP13-023 | Matisse Multi-Play Towers



Play capacity (users): 10+  
 Fall height: 0.6m  
 Age group: 2+



Required space: 7.6m x 7.1m

OP13-031 | Farmyard Play Hut



Play capacity (users): 3+  
 Fall height: 1.2m  
 Age group: 6+



Required space: 6.4m x 3.9m

OP13-027 | Standalone Slide 1.2m

Play capacity (users): 3+  
 Fall height: 0.6m  
 Age group: 2+



Required space: 5.8m x 4.0m

OP13-025 | Standalone Slide 0.6m

Play capacity (users): 10+  
 Fall height: 0.6m  
 Age group: 2+




Required space: 7.6m x 7.1m

OP13-030 | Daisy Play Hut

Our traditional Standalone Slides are a popular playground favourite for all. Available in 4 different platform heights to suit various ages, the simple design will add the sliding element to even smaller play areas that may not have the space for larger Multi-Units. Helping develop active and social skills. Children will have endless fun sliding and keeping active, great for any school or public play area.



Our whimsical range of above ground themed play huts have been designed to inspire children's imaginations and encourage active, social and role play. The Treetop Play Hut is a perfect addition to any play area, school or early years setting, introducing a unique and interesting themed space for play. Sitting above ground on a 600mm high decked platform base, the multifunctional playhouse style unit has easy access steps, rockhold ramp access, plastic slide and connected rocking seat to the side of the unit. Complete with painted timber and engraved details, children can develop their social skills in an outdoor sheltered environment while having endless hours of imaginative fun.



Required space: 7.6m x 7.1m

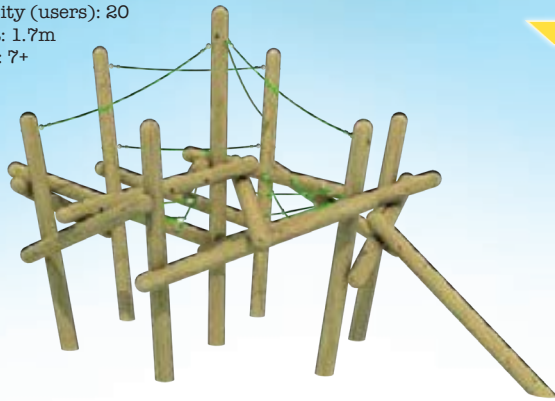
Play capacity (users): 10+  
 Fall height: 0.6m  
 Age group: 2+



OP13-029 | Treetop Play Hut



Play capacity (users): 20  
 Fall height: 1.7m  
 Age group: 7+



Required space: 7.8m x 6.5m

OP07-001 | Pole Climber High

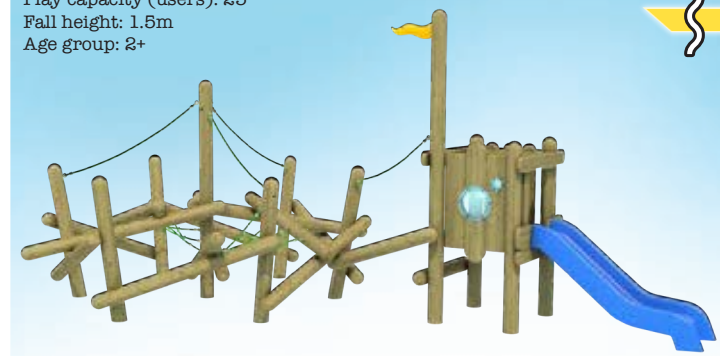
Play capacity (users): 20  
 Fall height: 1.5m  
 Age group: 2+



Required space: 6.2m x 6.7m

OP07-002 | Pole Climber Low

Play capacity (users): 25  
 Fall height: 1.5m  
 Age group: 2+



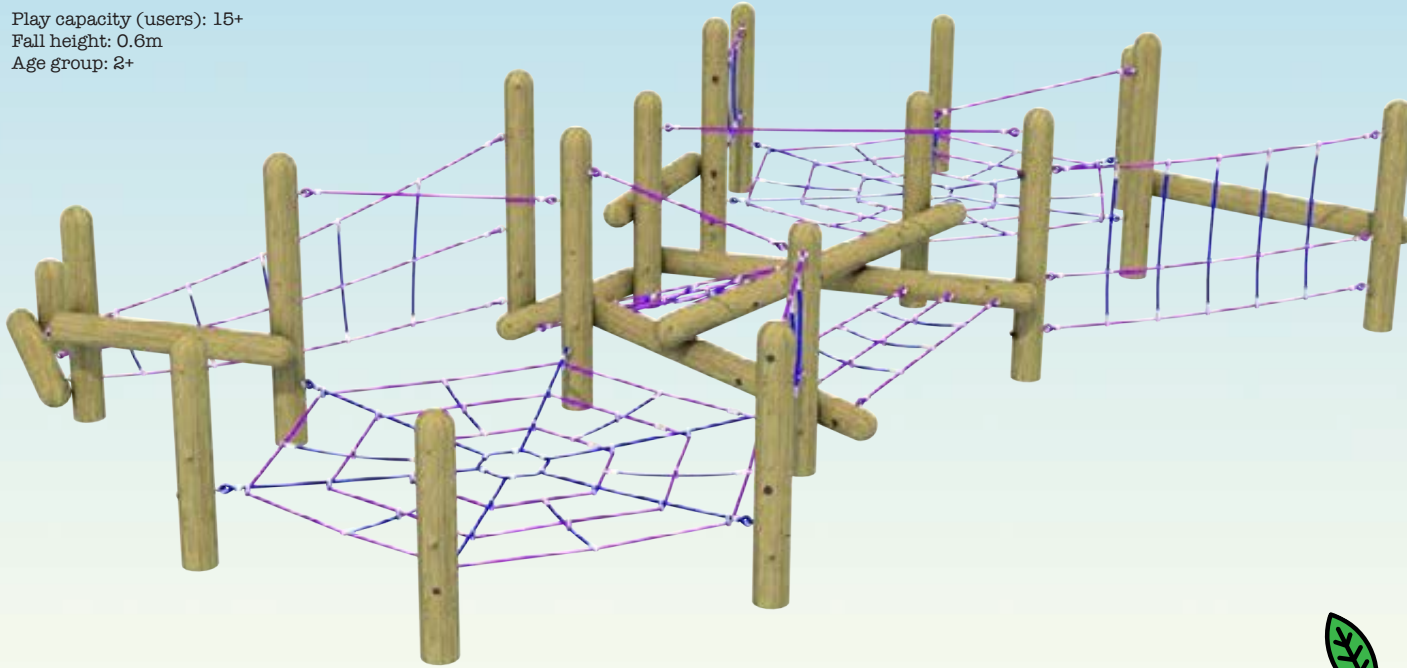
Required space: 10.2m x 6.7m

OP07-003 | Pole Climber with Slide

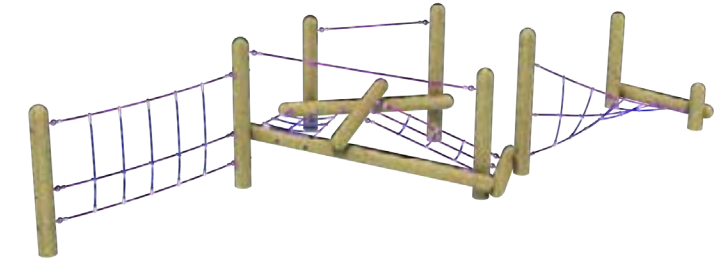


Look out for this icon next to products with ropework colour options

Required space: 9.8m x 8.5m  
 Play capacity (users): 15+  
 Fall height: 0.6m  
 Age group: 2+



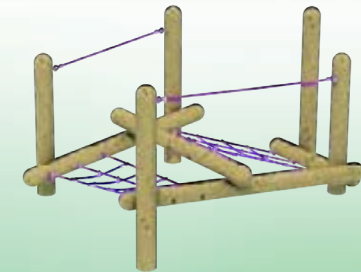
Play capacity (users): 8+  
 Fall height: 0.6m  
 Age group: 2+



Required space: 6.2m x 5.6m

OP07-005 | Midi Pole Climber

Play capacity (users): 5  
 Fall height: 0.6m  
 Age group: 2+



Required space: 5.5m x 4.8m

OP07-004 | Mini Pole Climber



OP07-006 | Maxi Pole Climber



# POLE CLIMBERS

Play capacity (users): 5+  
Fall height: 1.0m  
Age group: 2+



Required space: 5.8m x 6.0m

OP07-007 | Log Ladder Low




Play capacity (users): 5+  
Fall height: 1.5m  
Age group: 7+

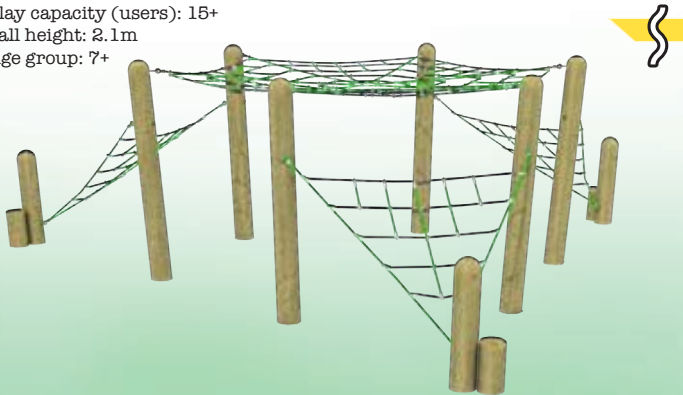


Required space: 5.8m x 6.0m

OP07-008 | Log Ladder High



Play capacity (users): 15+  
Fall height: 2.1m  
Age group: 7+




Required space: 9.7m x 9.2m

OP07-009 | Jungle Web Climber

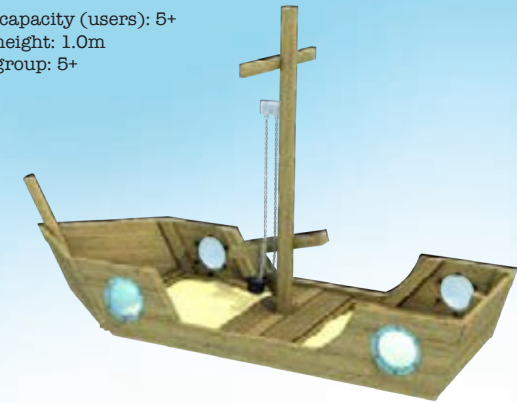


# IMAGINATIVE PLAY

Front View



Play capacity (users): 5+  
Fall height: 1.0m  
Age group: 5+



Required space: 7.2m x 4.6m

OP04-001 | HMS Appledore Boat

Play capacity (users): 8+  
Fall height: 0.7m  
Age group: 2+



Required space: 5.4m x 5.8m

OP04-003 | Farm Shop Playhouse

Play capacity (users): 4+  
Fall height: n/a  
Age group: 3+



Required space: 5.0m x 3.3m

OP04-005 | Shop Front Garden Centre

OP04-002 | Black Rock Castle

Back View

Required space: 7.0m x 5.2m

Play capacity (users): 10+  
Fall height: 0.4m  
Age group: 2+

Play capacity (users): 4+  
Fall height: n/a  
Age group: 3+



Required space: 5.0m x 3.3m

OP04-004 | Shop Front Play Bank

Get the children's imaginations flowing with our range of Imaginative Play equipment. Creating endless role play opportunities in an inspiring environment for letting imaginations and creativity run wild.

Our ever popular HMS Appledore Boat inspires imaginative, creative and social play. With built in sandpits and removable sandpit lids, this play boat is designed to inspire children's imaginations with its variety of fun sand play features.

Become an employee or a customer at The Shop Front Garden Centre. Encouraging imaginative play, development of social interaction and key cognitive skills during role play.









Play capacity (users): 10+  
Fall height: 1.5m  
Age group: 2+



Required space: 8.3m x 5.0m

OP04-018 | Two Storey Playhouse with Slide

Performance Stage



Play capacity (users): 10+  
Fall height: 1.5m  
Age group: 2+



Required space: 6.0m x 5.0m

OP04-017 | Two Storey Playhouse with Fireman's Pole

Play capacity (users): 4+  
Fall height: n/a  
Age group: 3+



Required space: 5.0m x 3.3m

OP04-006 | Shop Front Supermarket

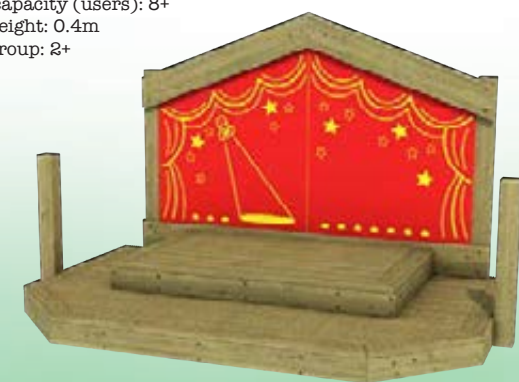
Play capacity (users): 4+  
Fall height: n/a  
Age group: 3+



Required space: 5.5m x 3.3m

OP04-007 | Shop Front Ticket Office

Play capacity (users): 8+  
Fall height: 0.4m  
Age group: 2+



Required space: 6.0m x 3.5m

OP04-008 | Performance Stage



Play capacity (users): 8+  
 Fall height: n/a  
 Age group: 2+



Required space: 6.0m x 5.0m

OP04-015 | Cedar Lodge


Play capacity (users): 10+  
 Fall height: 1.0m  
 Age group: 2+



Required space: 7.5m x 5.0m

OP04-016 | HMS Ipplepen Boat

Play capacity (users): 6+  
 Fall height: 0.8m  
 Age group: 2+



Required space: 6.9m x 5.1m

OP04-020 | Play Mound

Required space: 7.4m x 4.2m  
 Play capacity (users): 10+  
 Fall height: 1.0m  
 Age group: 2+



OP04-010 | Play Tractor only

OP04-009 | Play Tractor & Trailer Set

Play capacity (users): 2+  
 Fall height: n/a  
 Age group: 2+



Required space: 4.5m x 4.1m

OP04-019 | Mini Bridge

Play capacity (users): 6+  
 Fall height: n/a  
 Age group: 2+



Required space: 3.2m x 3.1m

OP04-021 | Poles with Holes



Beep Beep! Roadways are a popular theme in many play areas. Our Play Car-Sport inspires imaginative play for all ages. Complete with a plastic steering wheel, and two seats, combine with the Timber Roadway Set and add roadway markings for multiple role play opportunities.

Teach children about road safety awareness with our Timber Roadway Set. Featuring Fuel Pump, Parking Sign and Traffic Light Totems. Our supercool Play Motorcycle features a comfortable ergonomic seat, plastic hand and footrests and makes a unique addition to any play area.



Play capacity (users): 3+  
Fall height: 0.8m  
Age group: 1+



Required space: 5.1m x 4.0m

OP04-027 | Play Car - Sport

Play capacity (users): 1  
Fall height: 0.8m  
Age group: 3+



Required space: 4.6m x 3.3m

OP04-022 | Play Motorcycle

Play capacity (users): 8+  
Fall height: 1.1m  
Age group: 2+



OP04-012 | Play Train only

OP04-013 | Carriage Open only

OP04-014 | Carriage with Roof only

Required space: 11.1m x 3.9m

OP04-011 | Play Train & Carriages Set

Required space: 6.6m x 4.3m

Play capacity (users): 3+  
Fall height: 0.8m  
Age group: 1+



OP04-028 | Play Car - Jeep



Available separately

OP04-023 | Timber Roadway Set (Set of 4 items)





Bovey Tracey Primary School • • • • •

- ✔ SOCIAL PLAY
- ✔ IMAGINATIVE PLAY
- ✔ ROLE PLAY
- ✔ SHELTER & SHADE
- ✔ SEATING








✓ CREATIVE PLAY   ✓ SOCIAL PLAY   ✓ IMAGINATIVE PLAY

Mud Kitchen Deluxe

Play capacity (users): 8+  
Fall height: n/a  
Age group: 1+



Required space: 5.5m x 4.4m

OP06-003 | Giant Sandpit


Play capacity (users): 8+  
Fall height: n/a  
Age group: 1+



Required space: 4.4m x 4.4m

OP06-006 | Medium Sandpit

Play capacity (users): 8+  
Fall height: n/a  
Age group: 3+



Required space: 5.6m x 4.8m

OP06-024 | Sleeper Sandpit



Ocean Splash Play Wall




Vegetable Planter • • • • •



# NATURE PLAY

Play capacity (users): 6+  
Fall height: n/a  
Age group: 1+




Required space: 5.0m x 4.4m

OP06-005 | Large Sandpit


Nature Play is fun for children and offers physical, mental and social well-being benefits as well as opportunities to develop a greater understanding of the world around us, providing sensory learning experiences and inspiring an interest in natural elements. Bring some nature into the playground, flowers for pollinators, vegetables for edibles or fragrant smelling herbs. The Digging Planter provides educational fun, and messy play for children of all ages. Sand play is an essential method of learning especially for younger children helping develop imaginative thinking and sensory development.



Our grand Mud Kitchen Deluxe is made from chunky laminated timbers with durable HDPE plastic hobs. Featuring chalkboard, removable bowls and a large sand and water tray, its ideal for inspiring imaginative, role and social play, creating messy play in an outdoor environment. The Pig Play Sculpture makes a great pet especially as no feeding is required! Encouraging imaginative, social and role play, team up with our Play Tractor & Trailer or include the Sheep Play Sculpture to create a perfectly themed Farm Yard play area for children of all ages to enjoy.



Play capacity (users): 2+  
Fall height: n/a  
Age group: 1+



Required space: 3.7m x 4.4m

OP06-007 | Small Sandpit

Play capacity (users): 5+  
Fall height: n/a  
Age group: 2+



Required space: 5.6m x 4.0m

OP06-035 | Ocean Splash Play Wall




Play capacity (users): 4+  
Fall height: n/a  
Age group: 2+



Required space: 5.6m x 1.7m

OP06-012 | Waterfall Wall

Play capacity (users): 4+  
Fall height: n/a  
Age group: 1+



Required space: 4.0m x 4.0m

OP06-004 | Inclusive Raised Sandpit

Play capacity (users): 3+  
Fall height: n/a  
Age group: 3+



Required space: 3.3m x 1.7m

OP06-002 | Mud Kitchen



Play capacity (users): 10+  
Fall height: n/a  
Age group: 3+



Required space: 4.6m x 4.1m

OP06-034 | Mud Kitchen Deluxe











Sound & Hearing:  
OP06-018

Touch & Movement:  
OP06-021



Taste & Smell:  
OP06-020



Spirit & Time:  
OP06-019



Sight & Colour:  
OP06-017

Required space: 0.2m x 0.1m each  
Play capacity (users): n/a  
Fall height: n/a  
Age group: n/a



Available separately

OP06-016 | Sense Totems - Set of 5

Play capacity (users): n/a  
Fall height: 0.6m  
Age group: n/a



Required space: 3.8m x 3.3m

OP06-025 | Sheep Play Sculpture



Required space: 4.5m x 3.3m

OP06-026 | Cow Play Sculpture

Play capacity (users): n/a  
Fall height: 0.8m  
Age group: n/a



Required space: 0.9m x 0.4m each

OP06-022 | Bug Pods (Pair)

Play capacity (users): n/a  
Fall height: n/a  
Age group: n/a



Required space: 0.2m x 0.1m each

Available separately

OP06-028 | Habitat Totems - Set of 5

Play capacity (users): n/a  
Fall height: 0.6m  
Age group: n/a



Required space: 4.1m x 3.3m

OP06-027 | Pig Play Sculpture



Play capacity (users): 10+  
Fall height: n/a  
Age group: n/a



Required space: 4.0m x 4.0m

OP06-001 | Digging Planter

Play capacity (users): 4+  
Fall height: n/a  
Age group: n/a



Required space: 3.5m x 3.0m

OP06-008 | Vegetable Planter

Play capacity (users): 4+  
Fall height: 0.5  
Age group: 1+



Required space: 4.5m x 4.3m

OP06-023 | Bee

Play capacity (users): 8+  
Fall height: 0.4m  
Age group: 1+



Required space: 5.4m x 4.8m

OP06-013 | Dragonfly

Play capacity (users): 4+  
Fall height: 0.4m  
Age group: 1+



Required space: 4.3m x 4.1m

OP06-014 | Butterfly

Play capacity (users): 3+  
Fall height: 0.4m  
Age group: 1+



Required space: 3.9m x 4.0m

OP06-015 | Ladybird


Play capacity (users): 5+  
Fall height: n/a  
Age group: 2+



Required space: 6.0m x 5.6m

OP06-009 | Water Tray with Twin Chutes

Play capacity (users): 9+  
Fall height: n/a  
Age group: 2+



Required space: 7.7m x 7.4m

OP06-010 | Double Water Tray with Triple Chutes

Play capacity (users): 13+  
Fall height: n/a  
Age group: 2+



Required space: 9.5m x 7.4m

OP06-011 | Triple Water Tray with Four Chutes





Look out for this icon next to freestanding products | freestanding option available



✓ SOCIAL PLAY   ✓ IMAGINATIVE PLAY   ✓ CREATIVE PLAY   ✓ INCLUSIVE

Pig Play Sculpture | Cow Play Sculpture | Bee



Dragonfly




Ladybird



Butterfly



Play capacity (users): 4+  
 Fall height: n/a  
 Age group: 2+



Required space: 1.4m x 0.5m

FIECOMC4-WP | Eco-Multi Chimes (4 Piece Set)

Play capacity (users): 1+  
 Fall height: n/a  
 Age group: 2+



Required space: 0.3m x 0.2m

FIECOBT-WP | Eco-Bell Tree with Post

Play capacity (users): 1+  
 Fall height: n/a  
 Age group: 2+



Required space: 0.3m x 0.3m

FIECOCQ-WP | Eco-Chime Quartet

Play capacity (users): 1+  
 Fall height: n/a  
 Age group: 2+



Required space: 0.9m x 0.2m

OP05-001 | Rainbow Chimes

Play capacity (users): 1+  
 Fall height: n/a  
 Age group: 2+



Required space: 0.8m x 0.2m

FIMU5CAM3 | Cam Chimes Pentatonic Play Panel

Play capacity (users): 1+  
 Fall height: n/a  
 Age group: 2+



Required space: 0.8m x 0.2m

FIMUBELL3 | 3 Bell Play Panel

Play capacity (users): 1+  
 Fall height: n/a  
 Age group: 2+



Required space: 0.6m x 0.3m

FIVB5T-AL-WP | Virtuoso 5 Bell Tree with Alu Post

Play capacity (users): 1+  
 Fall height: n/a  
 Age group: 2+



Required space: 0.7m x 0.2m

FIVCTLW-AL-WP | Virtuoso Chime Tree Low with Alu Post

Play capacity (users): 1+  
 Fall height: n/a  
 Age group: 2+



Required space: 0.6m x 0.5m

FIECORW-WP | Eco-Rain Wheel



# MUSICAL PLAY

Play capacity (users): 2+  
Fall height: n/a  
Age group: 2+



Required space: 0.9m x 0.2m

FIECOFLAT-WP | Eco-Flat Chimes

Play capacity (users): 3+  
Fall height: n/a  
Age group: 2+



Required space: 0.6m x 0.6m

FIECOBOTREE-WP | Eco-Bongo Tree



Play capacity (users): 1+  
Fall height: n/a  
Age group: 2+



Required space: 0.8m x 0.2m

FIMUSHAK3 | Shaker Play Panel

Play capacity (users): 1+  
Fall height: n/a  
Age group: 2+



Required space: 0.8m x 0.2m

FIMUSPMA3 | Spin Maracas Play Panel

Play capacity (users): 1+  
Fall height: n/a  
Age group: 2+



Required space: 0.5m x 0.5m

FIVTD-AL-WP | Virtuoso Tongue Drum with Alu Post

Play capacity (users): 2+  
Fall height: n/a  
Age group: 2+



Required space: 0.5m x 0.5m

FIVBF-AL-WP | Virtuoso Bell Flowers with Alu Post



Rainbow Chimes

Musical activities such as playing an instrument, singing or just listening to music stimulates the brain, while offering cognitive, emotional and physical play opportunities for everyone. Exposing children to musical play during early development helps them learn the sounds and meanings of words, providing sensory learning experiences and inspiring an interest in music.



Virtuoso Musical Tongue Drum is a very popular instrument with it's own unique sound. The instrument is played by hand by tapping the tongues. The Eco Bell Tree features three bells that produce high quality sound. Ring the bells to gather your friends for some musical play time.





# ACTIVITY PANELS & SPRINGERS



Flip Over Noughts & Crosses | Giant 4 in a Row

✓ SOCIAL PLAY

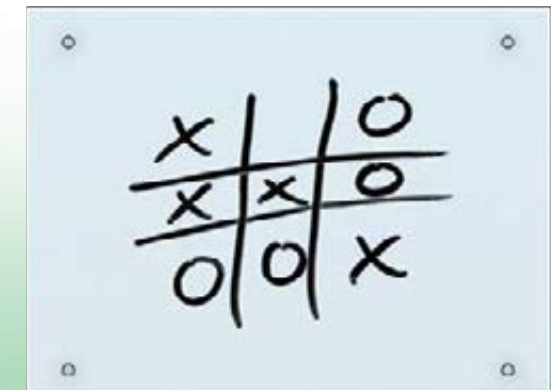
•••••

Our wide range of Activity Panels and Springers will enhance any play area. Ideal for nurseries, schools and public play areas. Activity Play Panels are manufactured from long lasting HDPE and mounted to timber posts as standard but can be easily attached to walls or your own structure. Play Panels brighten up the playground and add inclusive play value, sensory stimulation and social enhancement through imagination and role play.

Springers & Rockers feature a galvanised steel ground anchor, a slip resistant seat and a safety hand hold and foot rest, ideal for aiding development of balance and coordination.



OP01-001 | Simple Chalkboard



OP01-002 | Simple Whiteboard

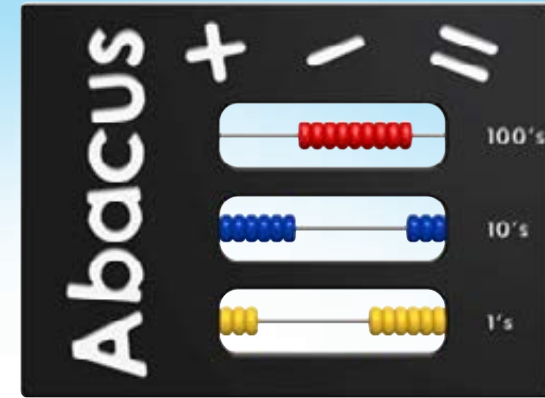




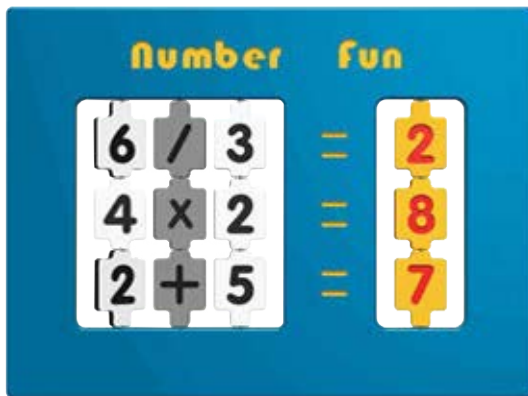
FIPUPMAZE6 | Puppy Maze



FISPMAZE6NGP | Ball Maze NGP



FIABACUS26 | Abacus #2



FIFLIPNUM6NGP | Number Fun NGP



FIBECHAM6 | Bug Eyes Chameleon



FIFARM6 | Farmyard Search



FIDIVER6C | Underwater Diver



FIASTRO6C | Spaceman



FIPINBALL6 | Pinball





FICWORK6 | Clockwork



FIAIRLOCK6NGP | Airlock Cog NGP



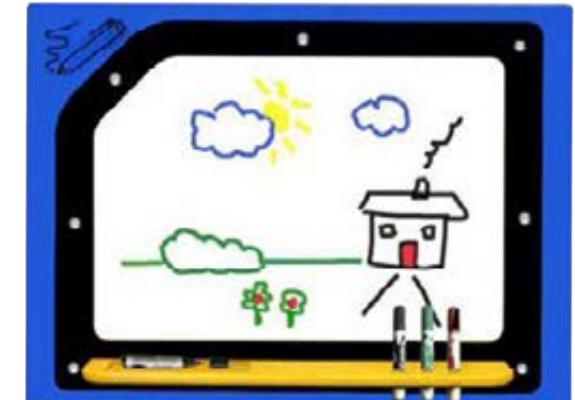
FITUMBLE6NGP | Tumble Ball Cog



FIPTCSVOX6 | Buzz Reactions Game



FIACCHALK6XD | Chalkboard Station XD



FIACDRY6XD | Dry Wipe Station XD



FIPTLEAD6 | PlayTronic Lead Guitar



FIPTPIANO6 | PlayTronic Piano

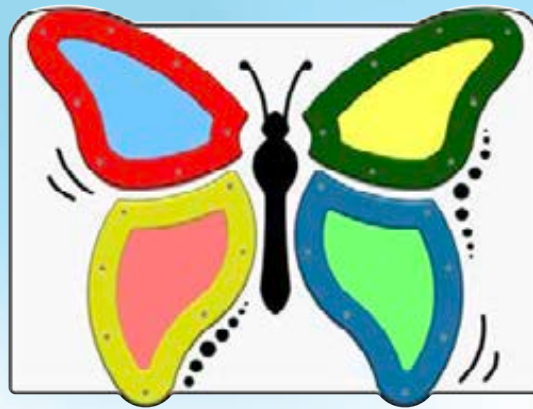


FIPTDRUMS6 | PlayTronic Drums






FISTARLIGHT6 | Starlight Mirror



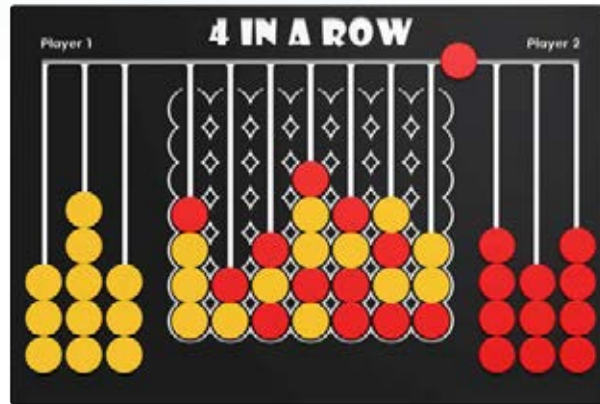
FI BUTTERFLY6 | Sparkling Butterfly



FITANGLE6 | Tangle



FISPNOUGHTS6 | Flip-Over Noughts & Crosses




FIROW3 | Giant 4 in a Row Game



FIRAIN6NGP | Make it Rain NGP



FIFLIPANIMAL6 | Animal Spelling



FITSFROG6 | Tile Slide Frog



FITSBFLY6 | Tile Slide Butterfly





Ocean Finger Maze


✓ SOCIAL PLAY ✓ IMAGINATIVE PLAY ✓ INCLUSIVE



100-04-031 | Rainbow Roller




100-04-029 | Sprinkles



100-04-023 | Colour Twirl




Play capacity (users): 2  
 Fall height: 1.0m  
 Age group: 3+



Required space: 6.3m x 3.3m

OP01-003 | Timber Seesaw

Play capacity (users): 4  
 Fall height: 1.0m  
 Age group: 3+



Required space: 6.3m x 3.3m

OP01-004 | Twin Timber Seesaw

Our large Ocean Finger Maze provides interactive challenge for children of all ages and abilities. Use your finger to trace in-between the engravings and rotate the central maze wheel to guide the ball from start to finish. A great inclusive addition to any play area encouraging the development of social skills like sharing and communication. Featuring a variety of colours and textures, finger mazes, games and puzzles provide brain boosting exercises as well as new sensory experiences, making them suitable for children of all skill levels and providing an opportunity for children of all ages to learn through play.




Play capacity (users): 4+  
 Fall height: n/a  
 Age group: 3+



OP01-006 | Beehive Finger Maze

Play capacity (users): 4+  
 Fall height: n/a  
 Age group: 3+



OP01-007 | Minibeast Finger Maze

Play capacity (users): 4+  
 Fall height: n/a  
 Age group: 3+



OP01-005 | Ocean Finger Maze



Play capacity (users): 1  
Fall height: 0.6m  
Age group: 2+



Required space: 2.7m x 2.4m

FS2015 | Cecil Caterpillar Spring Rocker

Play capacity (users): 1  
Fall height: 0.6m  
Age group: 2+



Required space: 2.7m x 2.4m

FS2014 | Betty Bee Spring Rocker

Play capacity (users): 1  
Fall height: 0.6m  
Age group: 2+



Required space: 2.7m x 2.4m

FS2016 | Lily Ladybug Spring Rocker


Play capacity (users): 1  
Fall height: 0.6m  
Age group: 2+



Required space: 2.7m x 2.4m

FS2002 | Dumper Spring Rocker

Play capacity (users): 1  
Fall height: 0.6m  
Age group: 2+



Required space: 2.8m x 2.4m

FS2012 | Aeroplane Spring Rocker


Play capacity (users): 1  
Fall height: 0.6m  
Age group: 2+



Required space: 2.7m x 2.4m

FS2006 | Moo Cow Spring Rocker


Play capacity (users): 1  
Fall height: 0.5m  
Age group: 2+



Required space: 2.3m x 2.3m

FSSBM05 | Spring Balance Maze

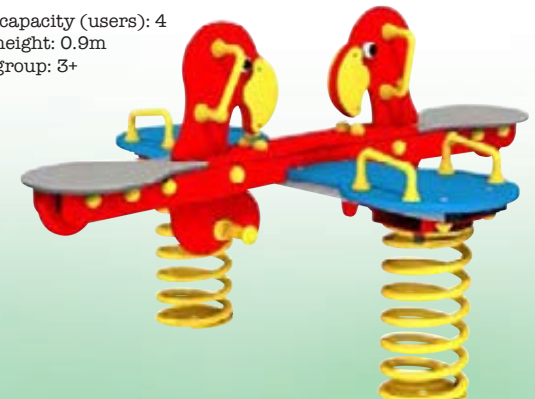
Play capacity (users): 1+  
Fall height: 0.6m  
Age group: 2+



Required space: 3.6m x 2.4m

FISRSURF | Surf Rider

Play capacity (users): 4  
Fall height: 0.9m  
Age group: 3+



Required space: 4.6m x 4.2m

FSSSPARROT | Parrot 4-Way Spring Seesaw



Play capacity (users): 1  
Fall height: 0.6m  
Age group: 2+



Required space: 2.7m x 2.4m

FS2017 | Sydney Snail Spring Rocker

Play capacity (users): 1  
Fall height: 0.6m  
Age group: 2+



Required space: 2.6m x 2.4m

FS2024 | Zoe Zebra Spring Rocker

Play capacity (users): 1  
Fall height: 0.6m  
Age group: 2+



Required space: 2.6m x 2.4m

FS2023 | Larry Lion Spring Rocker

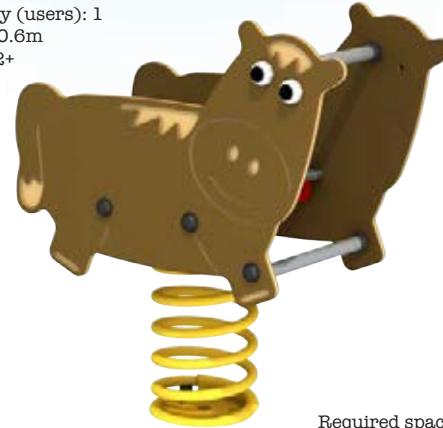
Play capacity (users): 1  
Fall height: 0.6m  
Age group: 2+



Required space: 2.7m x 2.4m

FS2007 | Baa Sheep Spring Rocker

Play capacity (users): 1  
Fall height: 0.6m  
Age group: 2+



Required space: 2.7m x 2.4m

FS2009 | Neigh Horse Spring Rocker

Play capacity (users): 1  
Fall height: 0.6m  
Age group: 2+



Required space: 2.7m x 2.4m

FS2008 | Oink Pig Spring Rocker

Play capacity (users): 4  
Fall height: 0.9m  
Age group: 3+



Required space: 4.6m x 4.2m

FSSSOCT | Olivia the Octopus Spring Seesaw

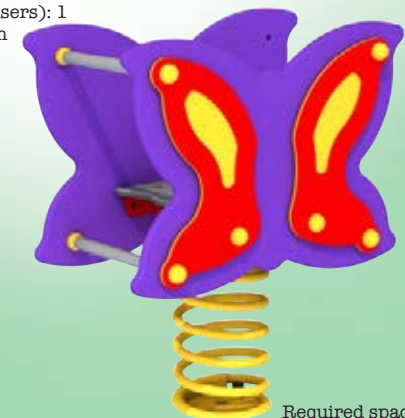
Play capacity (users): 1  
Fall height: 0.6m  
Age group: 2+



Required space: 2.7m x 2.4m

FS2005 | Whale Spring Rocker

Play capacity (users): 1  
Fall height: 0.6m  
Age group: 2+




Required space: 2.7m x 2.4m

FS2004 | Butterfly Spring Rocker



Play capacity (users): 1+  
 Fall height: 1.5m  
 Age group: 5+



Required space: 24.6m x 4.0m

**OP11-009 | Zip Line**

Play capacity (users): 2+  
 Fall height: 1.5m  
 Age group: 1+



Required space: 8.1m x 3.1m

Seat options available

**OP11-003 | Single Bay Swing Frame - Double Seat**

Play capacity (users): 4+  
 Fall height: 1.5m  
 Age group: 1+



Required space: 8.6m x 3.5m

Inclusive

**OP11-004 | Nest Swing**




Pick your swing frame then your seat options!



**OP11-002 | Double Bay Swing Frame**

Play capacity (users): 6+  
 Fall height: 1.5m  
 Age group: 1+



Required space: 8.6m x 6.9m

Seat options available - Inclusive

**OP11-001 | Double Bay Swing Frame with Nest Seat**

Required space: 8.1m x 6.5m

Play capacity (users): 4+  
 Fall height: 1.5m  
 Age group: 1+

Seat options available - Image shows 2no. Flat Seats & 2no. Cradle Seats

Play capacity (users): 1



**OP11-005 | Flat Swing Seat**


Play capacity (users): 1



Inclusive

**OP11-007 | Mirage Swing Seat**

Play capacity (users): 1



**OP11-006 | Cradle Swing Seat**

Play capacity (users): 2



Inclusive

1no. seat **only** per bay

**OP11-008 | Tango Swing Seat**



# SWING FRAMES & SEATS


Play capacity (users): 1  
 Fall height: 1.0m  
 Age group: 3+



Required space: 6.0m x 2.3m

## OP11-010 | Hammock Swing - Flat

Play capacity (users): 1  
 Fall height: 1.0m  
 Age group: 1+



Required space: 6.0m x 2.3m

## OP11-011 | Hammock Swing - Cradle

Play capacity (users): 2+  
 Fall height: 1.5m  
 Age group: 1+



Required space: 4.0m x 4.0m

## OP11-012 | Hammock Swing - Hammock



Double Bay Swing Frame with Nest Seat | 2no. Flat Swing Seats



GROUP SWINGING INCLUSIVE

SOCIAL PLAY ACTIVE PLAY



Our range of fencing solutions keep play spaces enclosed from surrounding environments. With timber and steel options, we have a wide selection of fences and gates, a fantastic variety of choices to suit your requirements.

Available as 1.2m high panels as standard, with height options available upon request. Single gate for pedestrian access available. Double gate for vehicle / maintenance access available.


Our Engraved Archway with Totems adds a welcoming statement piece to any entrance way. Bespoke just for you, we will engrave the wording of your choice. Include the name of your school, club or play area or welcome visitors with a motto or phrase.



**WANT BESPOKE ENGRAVINGS?**

Our in house design team can create bespoke graphics to be included on the totems. Replace the woodland theme with something nautical, space themed or something completely bespoke to you. We can work from reference images you send us to create a totally unique design for you.

Look out for this icon next to products with bespoke engravings available



OP03-SG1 | Single Gate  
OP03-DG1 | Double Gate

OP03-001 | Meadow Fence




OP03-SG2 | Single Gate  
OP03-DG2 | Double Gate

OP03-002 | Metal Bow Top Fence



OP03-006 | Engraved Archway



OP03-SG3 | Single Gate  
OP03-DG3 | Double Gate

OP03-003 | Pencil Fence



OP03-SG4 | Single Gate  
OP03-DG4 | Double Gate

OP03-004 | Picket Fence



OP03-005 | Goal End



# FENCING, GATES, GOALS & SIGNS



Bespoke graphics available \*£POA  
Replace the woodland theme with something of your choice.

OP03-007 | Engraved Archway with Totems





Picket Fencing



Bespoke | 8-Way Sign Post



OP03-008 | 4-Way Sign Post



Bespoke graphics | Engraved Archway with Totems



# SEATING, TABLES & BENCHES



Look out for this icon next to products with bespoke engravings available

- ✓ SHELTER & SHADE
- ✓ SEATING
- ✓ OUTDOOR LEARNING
- ✓ FREESTANDING
- ✓ SOCIAL PLAY

Roofed Seating






Required space: 1.8m x 1.3m

OP08-001 | A-Frame Bench



Required space: 1.8m x 0.3m

OP08-002 | Engraved Back Bench



Required space: 2.0m x 2.0m

OP08-007 | Picnic Bench

Required space: 0.3m x 0.3m each



\* Freestanding and fixed concrete cast option available

OP08-003 | Engraved Circle Seats - Set of 6 Seats

Available separately | Non-Engraved option available



Hedgehog Circle Seat



Snail Circle Seat



Robin Circle Seat



Worm Circle Seat



Butterfly Circle Seat



Ladybird Circle Seat

Our wide range of seating solutions features a fantastic variety of products to enhance any outdoor environment.

With options to have engraved and non-engraved seating solutions, choose permanently fixed concrete cast installation or alternatively the freestanding option to suit your play area needs.



Required space: 2.3m x 2.0m



Once upon a time...



Available separately | Non-Engraved option available

OP08-017 | Storytime Set with Engraved Circle Seats



Required space: 2.6m x 2.1m

OP08-008 | Roofed Seating



Required space: 1.8m x 1.6m

OP08-009 | Round Table & Engraved Circle Seats



Required space: 1.0m x 1.0m

OP08-013 | Round Table



Required space: 1.8m x 0.2m

OP08-015 | Standard Bench



Required space: 0.9m x 0.7m

OP08-016 | Storytime Chair





Inclusive Picnic Table



Storytime Chair

Look out for this icon next to freestanding products | freestanding option available



Required space: 0.9m x 1.1m

OP08-019 | Curved Seat



Engraved Back Bench



Required space: 0.3m x 0.3m each

OP08-020 | Cube Seats - Set of 6 Seats



Required space: 3.0m x 1.3m

OP08-025 | Inclusive Picnic Table



Required space: 0.8m x 0.6m each

OP08-024 | Storage Hut (each)



Required space: 1.8m x 1.6m

OP08-022 | Round Table & Cube Seats



# SHELTERS & DENS



Bespoke options available!



✓ SHELTER & SHADE   ✓ SEATING   ✓ BESPOKE

Bespoke | Dartmouth Gazebo with Cedar Shingle Roof | Additional decked base & finishing fascia



Featheredge roof - option . . . . .



Cedar shingle roof - option



✓ BESPOKE   ✓ OUTDOOR LEARNING




## BESPOKE DARTMOUTH GAZEBO

Our Bespoke Dartmouth Gazebo can be tailored to suit your needs with various customisable options and additional extras. Choose from either the featheredge roof or cedar shingle roof option, then choose to include side panels, seating and a number of additional extras. Decked base, access ramp, chalkboards and planters can be added, there are multiple options for creating your own unique gazebo to suit your play area or outdoor space.



### Customisable options include:

- Featheredge roof - with posts
- Cedar shingle roof with posts
- Half side panels - per side
- Full side panels - per side
- Internal bench seating - per seat



### Available extras include:

- Chalkboard - on full side panel
- Whiteboard - on full side panel
- External bench seating - per seat
- External planters
- Decked base
- Access ramp
- Finishing fascia



Available extra | Decked base



Bespoke | Dartmouth Gazebo with Featheredge Roof | Additional decked base, external seating and whiteboard



# BESPOKE DARTMOUTH GAZEBO



## DID YOU KNOW . . .

Our bespoke Dartmouth Gazebo is designed and manufactured in-house by our team. This means we make all of our products to the highest possible standard and can be custom and bespoke to you. Please contact us and we will guide you through every phase of your project.

Look out for this icon next to some of our customisable products



### STEP ONE:

- Choose your roof option

### STEP TWO:

- Choose to include side panels and internal seating

### STEP THREE:

- Include additional extras like a decked base, planters, external seating and more!

### Roof option



### Featheredge roof - with posts

### Seating option



### Internal bench seating - per seat

Play capacity (users): 30+



With FEATHEREDGE ROOF

Required space: 6.6m x 6.6m

OP09-001 | Dartmouth Gazebo with Featheredge Roof

Play capacity (users): 30+



With CEDAR SHINGLE ROOF

Required space: 6.6m x 6.6m

OP09-002 | Dartmouth Gazebo with Cedar Shingle Roof

### Additional extra



### External planters - set of 7 tiered



Roof option



Cedar shingle roof - with posts

Panel option



Half side panels - per side

Panel option



Full side panels - per side

Additional extra



Chalkboard - on full side panel

Additional extra



Whiteboard - on full side panel

Seating option



External bench seating - per side

Additional extra



Decked base

Additional extra



Access ramp

Additional extra



Finishing fascia



Play capacity (users): 50+



Required space: 9.5m x 6.4m

OP09-003 | Brentor Gazebo with Featheredge Roof

Play capacity (users): 50+



Required space: 9.5m x 6.4m

OP09-004 | Brentor Gazebo with Cedar Shingle Roof

Play capacity (users): 4+  
Fall height: n/a  
Age group: 2+



Required space: 4.5m x 4.5m

OP09-005 | Devon Playhouse

Play capacity (users): 8+  
Fall height: 0.6m  
Age group: 3+



Required space: 5.7m x 6.3m

OP09-006 | Jungle Hut


Play capacity (users): 6+  
Fall height: n/a  
Age group: 2+



Required space: 5.0m x 5.0m

OP09-007 | Lighthouse Den

Play capacity (users): 4+  
Fall height: n/a  
Age group: 2+



Required space: 4.8m x 4.8m

OP09-008 | Teepee

Play capacity (users): 10+  
Fall height: n/a  
Age group: n/a



Required space: 4.9m x 3.7m

OP09-009 | Woodland Lookout

Play capacity (users): 5+  
Fall height: n/a  
Age group: 2+



Required space: 5.4m x 5.4m

OP09-010 | Woodland Play Pod

Play capacity (users): 4+  
Fall height: n/a  
Age group: 2+



Required space: 5.3m x 5.0m

OP09-013 | Wigwam



Play capacity (users): 30+



Required space: 9.6m x 7.3m

OP09-011 | Garden Classroom

Play capacity (users): 10+



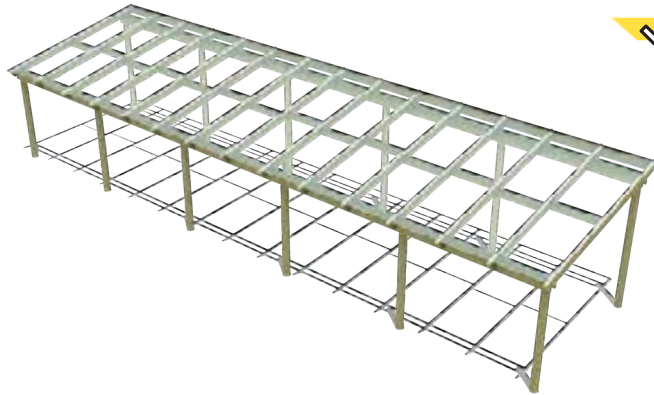
Required space: 8.0m x 5.0m

OP09-012 | Noah's Ark Classroom



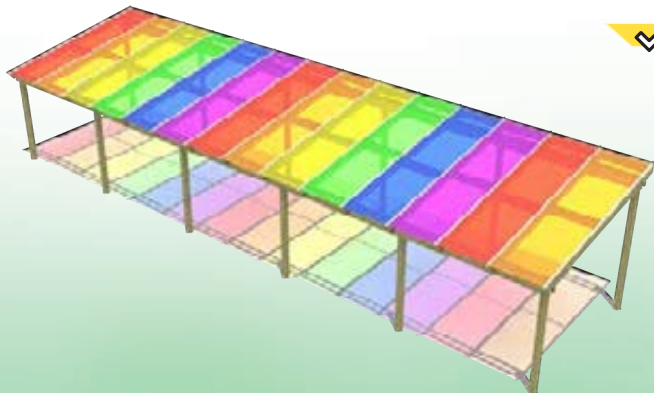
Required space: n/a

OP09-014 | Pergola



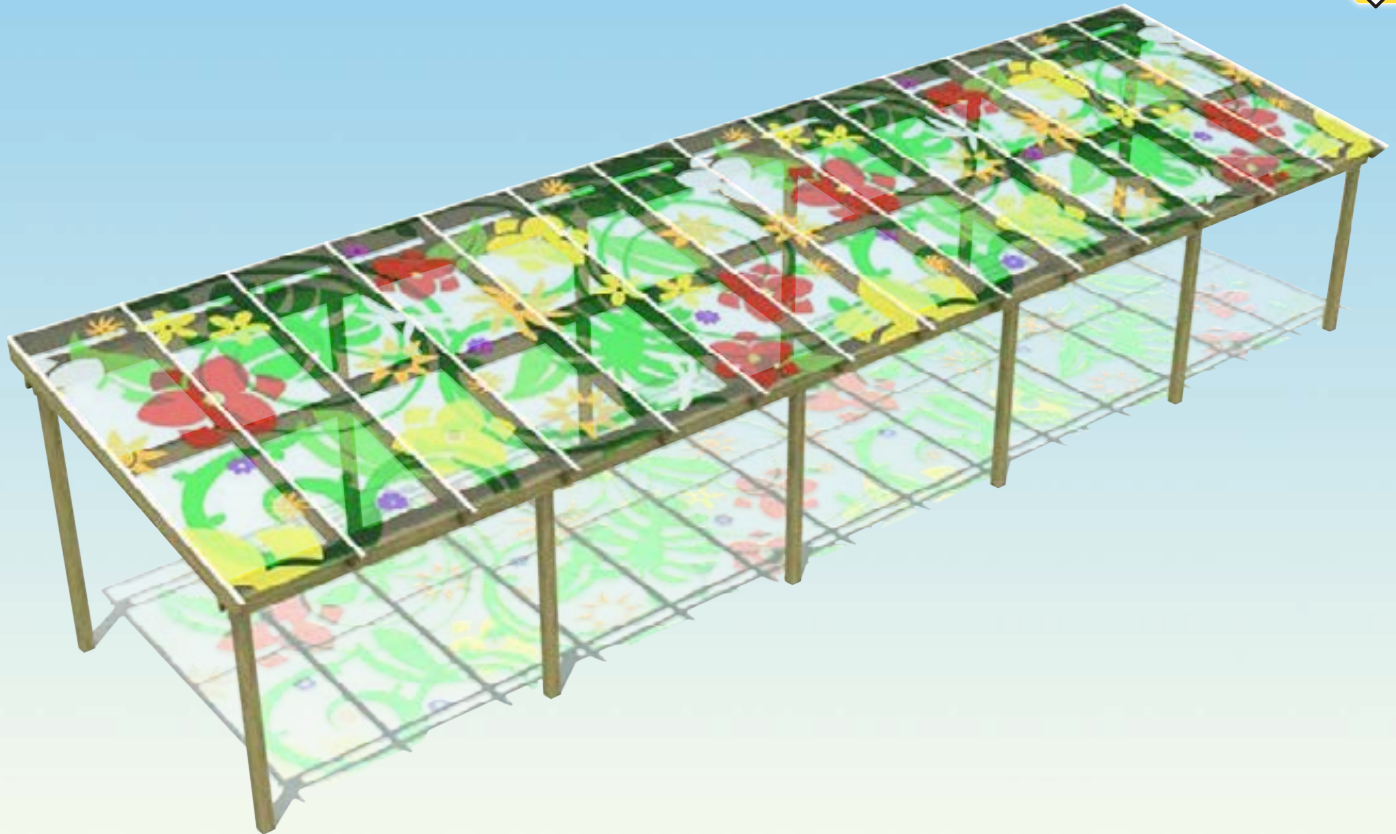
Required space: n/a

OP09-015 | Lean-to Shelter - with Clear Roof



Required space: n/a

OP09-016 | Lean-to Shelter - with Rainbow Roof



Required space: n/a

OP09-017 | Lean-to Shelter - with Floral Jungle Roof



# SAFETY SURFACING



Safety surfacing is commonly found in playgrounds and outdoor play spaces and offers protection against injuries that could occur from a trip or fall. Outdoor Play UK can not only supply you with beautiful wooden play equipment, we can also provide you with a range of safety surfaces including bright, bold colours and themeing, to more natural looking surfaces that complement the overall design and location of the play area.

Safety surfaces may require to be laid at various depths depending upon the CFH of the equipment it is installed beneath. Sub-bases may also be required, the most common of these being type 1 MOT stone, tarmac or concrete.




## Benefits include:

- Wide range of colours available
- Themed designs can be incorporated
- Fully porous and fast draining
- Accessible surface, wheelchair and pram safe
- Resistant to ignition, slipping and abrasion
- Ideal for existing tarmac and concrete surfaces
- Low maintenance and hard wearing

## Other features include:

- 2D & 3D graphics
- 50/50 Fleck black and colour option

## Wetpour



## Benefits include:

- Installed on to natural grass
- Retains areas natural appearance
- High ground drainage
- Resistant to ignition, slipping and abrasion
- Highly durable and hard wearing

## Other features include:

- No base works required

## Grass Mat Tiles

### Benefits include:

- Selection of colours available
- Natural appearance
- Fully porous and fast draining
- Ideal for replacing existing grass or soil
- Virtually maintenance free

### Other features include:

- Mixed colour options available upon request



## Rubber Mulch


### Benefits include:

- Enhances natural spaces
- Natural appearance
- Fully porous
- Realistic and tactile
- Durable and hard wearing
- Low maintenance
- Low maintenance and hard wearing

### Other features include:

- 2D graphics can be incorporated
- Colour options available upon request
- Various pile heights and blade shapes

## Artificial Grass









# PLAYGROUND MARKINGS



Playground markings give a colourful and exciting look to any tarmac surface. We have featured a selection of the most popular designs to choose from that will enhance any school play area, nursery or outdoor play space.

The range includes traditional games, educational designs, number and letter shapes, roadways and sport and fitness markings. Please get in contact to enquire about the full range available.

Road safety is an essential skill that all children should learn at an early age. By using a range of playground markings children can learn through fun and imagination.

Custom playground road markings can imitate all types of road environments as well as becoming a fun playground feature. Road markings can be used as teaching aids, visual aids for stories or an exciting race track, there are loads of ways you can have fun with playground road markings.



Required space: 7.0m x 8.0m

TMR015-1 | Road Track Set 1



Required space: 0.5m x 0.5m

TMR006 | Stop Sign



TMR011 | Road Track (Per 1m)



Required space: 1.3m x 0.4m each


TMR009 | Traffic Light (per single unit)





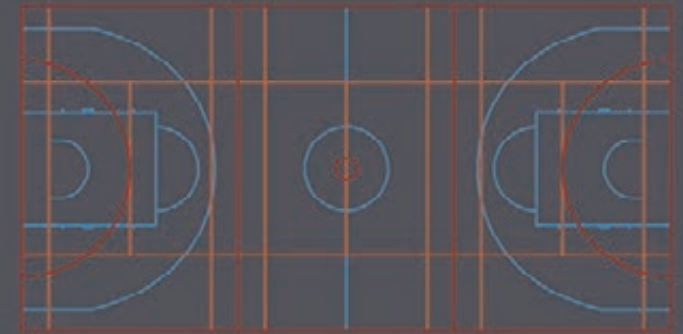
Required space: 2.8m x 0.8m

TMG001-L | Hopscotch Large



Required space: 6.3m x 3.8m

TMG005-FP5 | Mr Wolf - Footprints



Required space: 30.0m x 15.0m

TMSC009-3 | Multi-Court 3 (Netball, Basketball & Tennis)



Required space: 10m x 10m

TMF001-F1 | Fitness Trail 1



Required space: 8.5m x 1.0m

TME005-AZ | Caterpillar A-Z



Required space: 3.0m x 3.0m

TME014-AZ | Alphabet Shape Spiral



Required space: 3.0m x 3.0m

TMG003-100SF | Snakes & Ladders 1-100



Required space: 2.6m x 1.2m

TMG008-2 | Mirror Me



Required space: 2.8m x 7.8m

TME004-AZ | Dragon A-Z



# Design & Build Projects

We specialise in manufacturing high quality timber playground equipment and creating beautiful outdoor play spaces and learning environments that offer children the right to free play. Enhancing a child's experience through the use of natural materials and the outside environment, proven to have positive effect on development. We provide a free site visit, quotation and 3D proposal to all customers, new or existing. Some amazing pictures below featuring one of the completed sites we have been working on with the Spencer Academy Trust. We have completed multiple sites with the Trust and have received some amazing feedback.

" The Spencer Academy has worked with many contractors that have delivered outdoor areas across numerous schools within the Trust. But without hesitation, from communication, coordination, quality of product, quality of install, politeness of staff and overall project outcome this has been one of the best. It has been a pleasure to see the children enjoying all the equipment that has been installed over the summer period. We look forward to working with you in the very near future."



**Andrew Wagg - Senior Facilities Manager**  
Spencer Academy Trust



Fairfield Spencer Academy | Early Years Foundation Stage Play Area







Needing a replacement, like for like toddler unit, Hayes School contacted us to arrange a site visit. The existing unit was near end of life but was still very popular with the children. Keeping this in mind, we designed a bespoke toddler unit using the existing unit as inspiration but putting our Outdoor Play Uk style and branding into it.

“ From start to finish, our dealings with Outdoor Play have been productive, professional and customer service has been excellent. The playground equipment provided is of the highest quality and we are extremely happy with it.”



Allison Grant - Business Manager  
Hayes School

DID YOU KNOW ...

All of our products are designed and manufactured in-house by our team. This means we make all of our products to the highest possible standard and can be custom and bespoke to you. Please contact us and we will guide you through every phase of your project.

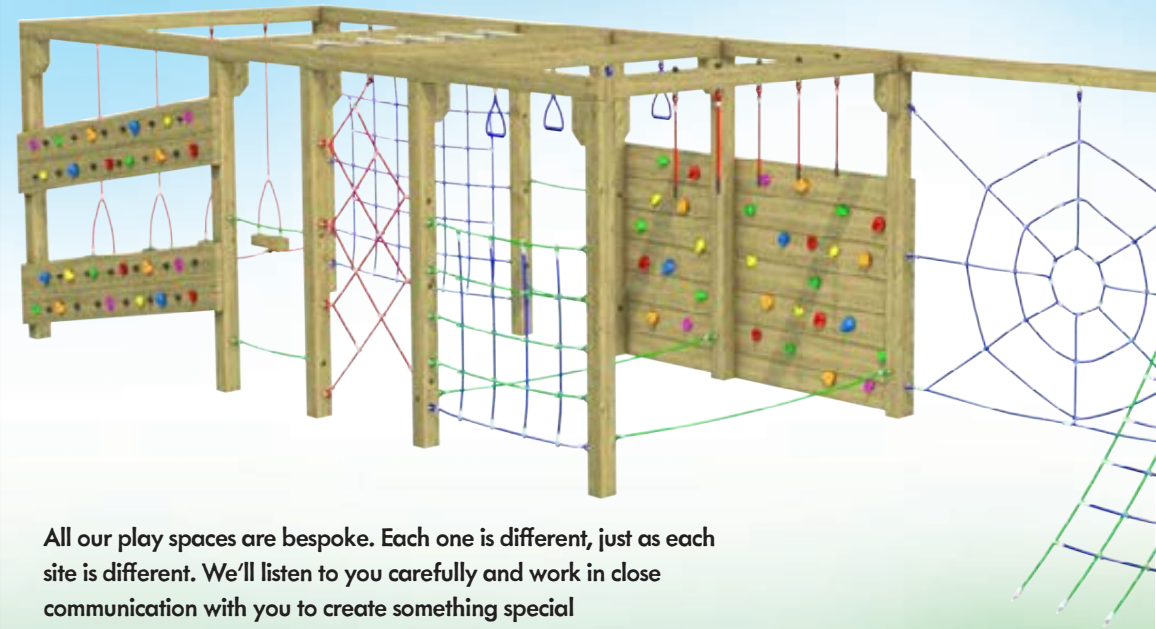
Look out for this icon next to products with bespoke engravings available



Hayes School | Bespoke Treetop Play House




# Bespoke | Towers & Climbing Frames



All our play spaces are bespoke. Each one is different, just as each site is different. We'll listen to you carefully and work in close communication with you to create something special and unique to you.

Most of our products started out as a bespoke design for a customer that were loved so much, we decided to make them a standard product for everyone to enjoy.

Play capacity (users): 4+  
Fall height: 0.6m  
Age group: 2+



Required space: 6.0m x 5.0m

OP13-B07 | Mini Knowle Castle

Play capacity (users): 10+  
Fall height: 1.2m  
Age group: 2+



Required space: 9.5m x 9.3m

OP13-B20 | Mushroom Multi-Play Tower 3

Play capacity (users): 15+  
Fall height: 1.2m  
Age group: 3+



Required space: 10.4m x 8.4m

OP13-B03 | Thatches Multi-Play Unit





Play capacity (users): 25+  
Fall height: 2.3m  
Age group: 5+



Steel feet available




Required space: 16.6m x 6.9m

OP13-B12 | Forest Trail Climber with Slide Tower

BESPOKE

• • • • • • • • Cornwood Play Area



Play capacity (users): 15+  
Fall height: 1.2m  
Age group: 3+

Required space: 11.2m x 8.9m

OP13-B01 | St Mary's Castle







Custom Wooden Playgrounds





# Bespoke Design

## IMAGE GALLERY



Had a look at our products but want something unique to you? We can customise any of our existing products or build you a brand new bespoke product offering exceptional play value and learning that developed from your ideas, creative vision and children's imaginations.

From towers and climbing frames, to shelters and dens, we can create you almost anything. With colour options also available on rope work, plastic parts and even painted timber, our bespoke design service helps you visualise your play area or product before you place an order. To progress your plans for a new play space or the replacement of old playground equipment, please contact us and we will guide you through every phase of your project.





The design process for Area One was greatly inspired by nature play and natural theming. Central to the area, containing multiple play features stands a bespoke version of one of our Play Huts, upon a bespoke wetpour play mound. Tapering from 900mm to 600mm in height, and featuring an Underground Tunnel, Rockhold grips, Pull-Up Ropes with Log Steps, the artificial wetpour mound is packed with fun and will keep children entertained for hours, inspiring imaginative and role play.





# Bespoke Design

## IMAGE GALLERY

Custom Wooden Playgrounds

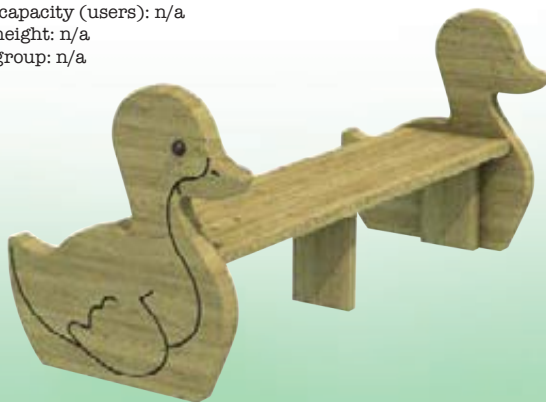


The proposed design for Area Two features farm yard themed play equipment and surfacing. Zoned areas of play including a bespoke Reading Barn introduces different play activities throughout the play area. The bespoke Reading Barn adds a quite space to the play area but also protects from the elements providing shelter and shade while doubling up as a storage solution.

Featuring an artificial grass play mound packed with multiple play features including an Underground Tunnel and bespoke Windmill Slide. The use of artificial grass in area two enhances the farm yard theme and also adds a softer surface to the play space. Situated on top of the 900mm high mound sits a bespoke Windmill Slide featuring timber bee detail.

Both areas include shelter and shade, inclusive equipment including musical items and play panels, and seating has been placed to enhance supervision over the play space. Bespoke Minibeast Activity Trail graphics have been proposed to the existing tarmac in both areas and both include a traditional hopscotch for added active play.

Play capacity (users): n/a  
Fall height: n/a  
Age group: n/a



Required space: 2.0m x 0.9m

OP08-B01 | Duck Bench

Play capacity (users): 10+  
Fall height: n/a  
Age group: n/a



Required space: 3.3m x 2.2m

OP09-B06 | Reading Barn



Play capacity (users): n/a  
Fall height: n/a  
Age group: n/a



Required space: 3.4m x 0.8m


OP08-B02 | Engraved Planter Bench



Signage, layout, sound-making items, benches, accessible routes and perimeter fencing as well as play equipment are all part of how people experience the play space. A playground for all should include tactile, auditory and visual play. Play equipment that creates challenge in the sense of balance, spatial orientation and the bodies ability to sense movement, action and location. Unity surfacing, a cozy space, at least 3 things for a person in a wheelchair to do and a place for cooperative play.



For assisted wheelchair use





# Bespoke Design

## IMAGE GALLERY



Required space: 1.7m x 11.3m  
 Play capacity (users): 15+  
 Fall height: 1.0m  
 Age group: 2+




All children, including disabled children have a right to play. Inclusive play spaces are not for specific groups of children but provide opportunities for all to play together. Children of all abilities, disabled and non-disabled, their friends and families should be able to play in spaces where everyone can join in and play in the way they would like to.

Accessible means easy to approach, reach, enter, speak with or use. Accessible playgrounds are simply those that can be accessed by people with special needs. They may include playgrounds that permit children in wheelchairs to access some or all of the playground equipment. Inclusive playgrounds are created for everyone including children with no known special needs.

Inclusive means all encompassing, all embracing, covering everything or everyone. An inclusive playground is an open and safe space carefully designed to promote play among children of differing abilities, ages and communities. It gives children with and without any disability the same platform to play while breaking down barriers, both physically and socially.

OP13-B19 | Rainbow Inclusive Play Unit

Play capacity (users): 25+  
 Fall height: 0.9m  
 Age group: 2+



Required space: 18.7m x 12.3m

OP13-B11 | Appledore Play Ship with Lighthouse Den

Play capacity (users): 6+  
 Fall height: n/a  
 Age group: 3+



Required space: 5.0m x 4.4m

OP06-B01 | Large Raised Sandpit with Roof

Play capacity (users): n/a  
 Fall height: n/a  
 Age group: n/a



OP03-B04 | Archway with Custom Banner & Engravings





The Hare & Hounds Public House | Bespoke Timber Tower Two



Porthkerry Country Park | Bespoke Engraved Archway with Totems



Peaslake Playground | Portesham Tower



Seaford College | Carousel Climber



tel:01803 814523

www.outdoorplayuk.co.uk



Please Recycle me



Brackensdale Spencer Academy | Mini Pole Climber





**API** Outdoor Play UK: Unit 2b,  
Crosspark, Dainton Elms Cross, Marldon Road,  
Member Ipplepen, Newton Abbot, Devon TQ12 5TY

