



SOVEREIGN
Bringing Imagination into Play

2025/26
CATALOGUE

BRINGING
IMAGINATION
INTO PLAY

BRINGING IMAGINATION INTO PLAY 2025/2026



OUR PROMISE TO YOU...

"At Sovereign, we are focused on creating a stimulating play and learning environment for children of all ages and abilities."

"Our pledge is to always offer a wide range of imaginative play equipment and facilities that ensure maximum play value whilst maintaining the highest level of safety."



WELCOME TO OUR 2025/2026 BROCHURE!

Play is at the top of every child's agenda and no doubt creating a safe and durable environment to encourage this is at the top of every school and nursery's wish list. The process of choosing not only the right equipment but the right level of safety and suitability can seem daunting...

...that's where you call us!

Engage with us from the very beginning of your process so that we can initially provide you with a free consultation – your own specialist in the provision of play, a member of the team with years of knowledge and understanding in order to advise you correctly on all the important aspects. We'll be with you throughout; from providing plans to meeting with you and even the children, right through to manufacturing, installation and full after sales care.

For three whole decades, we have built a reputation envied by many of our peers, no project is too big or too small you see; our focus is the same – to create a much loved outdoor environment not just for play but for learning too. A space that is stimulating and safe for everyone who uses it, a true opportunity to 'learn outside the classroom'.

CALL US TODAY ON 01702 29 11 29 AND LET THE FUN BEGIN!



WHAT DO THE ICONS MEAN?



Product size

This symbol indicates the maximum size of the equipment



Minimum space required

Indicates the required area for the installation of the equipment



Height of fall

Indicates the point at which the free height of fall is calculated



Age

Signifies the intended age range for access to the play equipment shown



Safer surfacing needed

Indicates that additional safer surfacing is required for this product



Grass surfacing OK

Denotes that the equipment is ideal for use on well-maintained grass without the need for additional safer surfacing



CONTENTS

PHYSICAL DEVELOPMENT	4
ADVENTURE TOWERS	32
BESPOKE ITEMS	50
CREATIVE, SENSORY & UNDERSTANDING	52
INCLUSIVE PLAY	68
IMAGINATIVE PLAY	76
PLAYGROUND GRAPHICS	91
BALL GAMES	104
SHADE & SHELTER	112
OUTDOOR FURNITURE	119
FENCING & GATES	130
SURFACING	133
STORAGE IDEAS	137
ADDITIONAL INFORMATION	141



- Our range of high-level and low-level equipment is suitable for children of all ages and designed to develop a child's confidence, balance and eye-foot co-ordination.

TRAILS

CLIMBERS

NETS

SCRAMBLES

CLIMBING FRAMES

OUTDOOR GYM EQUIPMENT

PHYSICAL DEVELOPMENT



Call Us Today: **01702 29 11 29**

ELITE FITNESS TRAIL 1



GUIDE PRICES

£8125

Installed into grass

£8850

Installed into tarmac



ELITE FITNESS TRAIL 2



GUIDE PRICES

£13450


Installed into grass

£14525

Installed into tarmac



TIME OUT TRAIL



- The trail can be sited in a variety of layouts requiring a minimum usage space of 8.6m x 4.03m.

GUIDE PRICES

£3225


Installed into grass

£3475

Installed into tarmac



LEAP FROG TRAIL



- The trail can be sited in a variety of layouts requiring a minimum usage space of 15.85m x 3.55m.

GUIDE PRICES

£3400


Installed into grass

£3750

Installed into tarmac



TREE TOP TANGLE TRAIL A



GUIDE PRICES

£8650


Installed into grass

£9525

Installed into tarmac



TREE TOP TANGLE TRAIL B



GUIDE PRICES

£12175


Installed into grass

£13425

Installed into tarmac



FLICKY TRAIL



- ▶ The trail can be sited in a variety of layouts requiring a minimum usage of 18.8m x 4.2m.

GUIDE PRICES

£7050


Installed into grass

£7675

Installed into tarmac



HIDE 'N' SEEK TRAIL



- ▶ The trail can be sited in a variety of layouts requiring a minimum usage space of 24m x 4.3m.

GUIDE PRICES

£8725


Installed into grass

£9475

Installed into tarmac



RACING TRAIL



- ▶ The trail can be sited in a variety of layouts requiring a minimum usage space of 20.25 x 8.8m.


GUIDE PRICES

£9600



Installed into grass

£10525

Installed into tarmac































CREATE YOUR OWN TRAIL

CFH
 = 0mm
 </= 1000mm
 > 1000mm

► Our Adventure Trails have been designed with various budgets and abilities in mind, making the best use of available space, as well as bringing as much imagination into play as possible. However, why not use the following components to design your own trail? In theory, the sky's the limit!

CFH (Critical Fall Height) • IAR (Intend Age Range) • Prices based on installation into grass.














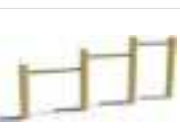












<p>1 Palm Tree Top Product Code: PALMTOP Size: L1.45 x W1.45m IAR: N/A (Top only) £1375</p> 	<p>8 Drop Rope Bridge Product Code: DRB Size: L3.65 x W1.2m CFH: 600mm IAR: +3yrs £2175</p> 	<p>15 Log Walk Weaver Product Code: LWW Size: L2.0 x W0.65m CFH: 600mm IAR: +3yrs £1450</p> 	<p>22 Crossed Rope Walk Product Code: CRW Size: L3.4 x W0.2m CFH: 600mm IAR: +3yrs £1200</p> 
<p>2 Flat Top Side Vault Product Code: STSV Size: L3.66 x W0.13m CFH: 600mm IAR: +3yrs £475</p> 	<p>9 Parallel Rope Walk Product Code: PRW Size: L3.4 x W0.15m CFH: 600mm IAR: +3yrs £1175</p> 	<p>16 Drop Rope Clatter Bridge Product Code: DRC Size: L2.5 x W1.0m CFH: 600mm IAR: +3yrs £3325</p> 	<p>23 Balance Weaver Product Code: BBW Size: L2.4 x W0.4m CFH: 600mm IAR: +3yrs £975</p> 
<p>3 Tightrope Crossing Product Code: TRC Size: L4.6 x W0.8m CFH: 600mm IAR: +3yrs £2175</p> 	<p>10 Walk and Stretch Product Code: WST Size: L2.3 x W0.8m CFH: 600mm IAR: +3yrs £1350</p> 	<p>17 Parallel Bars Product Code: PRBIM Size: L1.0 x W0.6m CFH: 1000mm IAR: +5yrs £875</p> 	<p>24 Drop Rope Traverse Product Code: DRT Size: L3.4 x W0.2m CFH: 600mm IAR: +5yrs £1275</p> 
<p>4 Log Traverse Product Code: LTR Size: L3.4 x W0.6m CFH: 600mm IAR: +5yrs £1800</p> 	<p>11 Shimmy Ropes Product Code: SHR Size: L4.0 x W0.55m CFH: 600mm IAR: +3yrs £975</p> 	<p>18 Twin Crossover Side Vault Product Code: TCSV Size: L3.66 x W0.5m CFH: 600mm IAR: +3yrs £850</p> 	<p>25 Swing Board Product Code: SWB Size: L2.8 x W1.3m CFH: 600mm IAR: +7yrs £800</p> 
<p>5 Tyre Hopscotch Product Code: THS Size: L3.5 x W1.4m CFH: 600mm IAR: +3yrs £625</p> 	<p>12 Stepping Stones (x6) Product Code: SST06 Size: L0.2 x 0.2m CFH: 600mm IAR: +3yrs £825 - Set of 6</p> 	<p>19 Balance Beam Product Code: BBM Size: L2.4 x W0.13m CFH: 600mm IAR: +3yrs £400</p> 	<p>26 Log Roll Walk Product Code: LRW Size: L3.4 x W0.15m IAR: +3yrs £1098.02</p> 
<p>6 Tyre Step Product Code: TSTEP Size: L1.7 x W1.4m CFH: 600mm IAR: +3yrs £500</p> 	<p>13 Log Walk (12) Product Code: SLW12 Size: L2.1 x W0.7m CFH: 600mm IAR: +3yrs £1225</p> 	<p>20 Clatter Bridge Product Code: CLB Size: L2.1 x W1.0 CFH: 600mm IAR: +3yrs £1900</p> 	<p>27 Ladder Rope Walk Product Code: LADRW Size: L3.6 x W0.55m CFH: 600mm IAR: +3yrs £1525</p> 
<p>7 Inclined Balance Weaver Product Code: IBW Size: L3.6 x W0.4m CFH: 600mm IAR: +3yrs £1400</p> 	<p>14 Low Hurdles Product Code: LWH Size: L3.4 x H2.4m CFH: 600mm IAR: +3yrs £1325</p> 	<p>21 Burmah Bridge Product Code: BBR Size: L3.65 x W1.2m CFH: 600mm IAR: +3yrs £1775</p> 	<p>28 Log Ramp Rock Climber Product Code: LRRC Size: L1.5 x W1.5m CFH: 1000mm IAR: +5yrs £2200</p> 

CREATE YOUR OWN TRAIL

CFH
 = 0mm
 </= 1000mm
 > 1000mm


► All items shown with a CFH (Critical Fall Height) of 600mm can be installed into grass or tarmac without a safer surface. All items with a CFH of 600-1000mm can be installed into grass without a safer surface. All items with a CFH of over 1000mm will need an additional safer surface as detailed from page 133.

CFH (Critical Fall Height) • IAR (Intend Age Range) • Prices based on installation into grass.

29	Spring Board Product Code: SPRINGB Size: L2.4 x W0.17m CFH: 300mm IAR: +7yrs £2300		36	Log Ladders Product Code: LOGLAD10 Size: L1.3 x W0.25m CFH: 1800mm IAR: +5yrs £700		43	Tyre Stack Product Code: TSC1 Size: L0.66 x W0.8m CFH: 1800mm IAR: +5yrs £575		50	Activity Frame Product Code: ACT Size: L3.7 x W2.7m CFH: 2400mm IAR: +5yrs £6100	
30	Over and Under Hurdles Product Code: OUH Size: L5.1 x W2.4m CFH: 600mm IAR: +3yrs £1475		37	Tyre Traverse Product Code: TTR Size: L3.66 x W0.6m CFH: 1800mm IAR: +5yrs £1575		44	Pull Up Bars Product Code: PUB Size: L2.75 x W0.13m CFH: 1800mm IAR: +5yrs £875		51	Rope Wall Climber Product Code: RWC Size: L2.7 x W0.2m CFH: 2400mm IAR: +5yrs £2000	
31	Tip-Toe Walk and Stretch Product Code: TTWST Size: L1.6 x W0.625m CFH: 600mm IAR: +3yrs £675		38	Jungle Traverse Product Code: JUNG Size: L3.4 x W0.15m CFH: 1000mm IAR: +5yrs £1700		45	Single Trapeze Swing Product Code: STR Size: L3.66 x W0.5m CFH: 2000mm IAR: +5yrs £1900		52	Junior Overhead Ladder Product Code: HZL-KS1 Size: L2.2 x W0.89m CFH: 1750mm IAR: 5-7yrs £1750	
32	Ladder Walk Product Code: LWK Size: L2.66 x W1.2m CFH: 600mm IAR: +5yrs £925		39	Roll Over Bars Product Code: ROB Size: L2.75 x W0.13m CFH: 1000mm IAR: +3yrs £825		46	Double Trapeze Swing Product Code: DTR Size: L3.6 x W0.8m CFH: 2000mm IAR: +5yrs £2950		53	Nursery Overhead Ladder Product Code: HZL-EYFS Size: L2.1 x W0.77m CFH: 1350mm IAR: 3-5yrs £1750	
33	Jurassic Walk Product Code: JURASSIC Size: L4.6 x W0.65m CFH: 600mm IAR: +3yrs £3150		40	Poly Pull Through Tunnel Product Code: PPTT Size: L2.0 x W1m CFH: 1000mm IAR: +3yrs £1675		47	Horizontal Ladder Product Code: HZL Size: L2.8 x W1.2m CFH: 2000mm IAR: +5yrs £1750				
34	Vine Traverse Product Code: VINE Size: L3.4 x W0.15m CFH: 600mm IAR: +5yrs £1475		41	Rope Net Tunnel Product Code: NETT Size: L2.0 x W1.2m CFH: 1500mm IAR: +3yrs £3325		48	Monkey Bars Product Code: HMB Size: L2.50 x W0.15m CFH: 2000mm IAR: +5yrs £900				
35	Scramble Net Log Climber Product Code: SNLCL1 Size: L2.2 x W1.8m CFH: 1000mm IAR: +3yrs £2225		42	Scramble Net Log Climber Product Code: SNLCL15 Size: L2.7 x W2.3m CFH: 1500mm IAR: +5yrs £2700		49	Pole Climber Product Code: PCL Size: L2.8 x W0.13m CFH: 2600mm IAR: +5yrs £1575				



CONNECT TRAIL 4



► The trail is to be sited in a linear design requiring a minimum usage space of 19.4m x 4.7m. If our main range of trim trail equipment doesn't suit your needs, or if the space you have available is of concern, then look no further than our range of 'Connect' trail components. Designed to fit in smaller spaces and be more cost effective, these trail components can be easily linked and joined together in endless configurations. Recognised instantly by their vivid purple ropes, these components can also link to a variety of our 'Connect' tower components to create all sorts of bespoke play areas to suit every need. We also have four set standard trails which may suit you.

GUIDE PRICES

£9000


Installed into grass

£9850

Installed into tarmac



CONNECT TRAIL 3



► The trail is to be sited in a linear design requiring a minimum usage space of 17.4m x 4.5m

GUIDE PRICES

£5100

Installed into grass


£5650

Installed into tarmac





CONNECT TRAIL 2



- The trail is to be sited in a linear design requiring a minimum usage space of 16.2m x 3.8m

GUIDE PRICES

£7550


Installed into grass

£8200

Installed into tarmac



CONNECT TRAIL 1



- The trail is to be sited in a linear design requiring a minimum usage space of 14.7m x 3.3m


GUIDE PRICES

£3450

Installed into grass

£3850

Installed into tarmac



SCUTTLE BLOCKS



A great set of items to compliment any early years area which helps to promote imaginative and physical development. The pieces are freestanding, and light enough for the adults to move around and arrange in all sorts of configurations and layouts! They can be used for balancing, P.E, games or general play, and can be stored away if required.

GUIDE PRICES

£4375

Supply Only

EMBANKMENT CLIMBERS & SLIDES

- These climbers can be used to enhance the experiences available on any sloped area. They range from the standard 2m and 3m in length, but can also be manufactured to give a longer climb should a slope require it.

EMBANKMENT ROCK CLIMBER

2m version

L: 2m
X
W: 1.2m

3m version

L: 3m
X
W: 1.2m

+3
YEARS



EMBANKMENT LOG CLIMBER

2m version

L: 2m
X
W: 1.2m

3m version

L: 3m
X
W: 1.2m

+3
YEARS



EMBANKMENT SLIDES

Customised to fit your area

+3
YEARS



GUIDE PRICES

Minimum angle required is 45 degrees

2m Embankment Rock Climber

3m Embankment Rock Climber

£900

Installed into grass

£1125

Installed into grass

£1000

Installed into tarmac

£1225

Installed into tarmac

GUIDE PRICES

Minimum angle required is 45 degrees

2m Embankment Log Climber

3m Embankment Log Climber

£1100

Installed into grass

£1375

Installed into grass

£1200

Installed into tarmac

£1525

Installed into tarmac

GUIDE PRICES

Minimum angle required is 35 degrees

£POA

Embankment Slide

All of our embankment slides are designed and constructed completely bespoke for every client. With a tower deck we can make the most of your space. We also make them with metal slides, tube slides, and combinations of slides with ramps.



PANDORA



▶ The Pandora provides plenty of hands-on climbing activities for younger children to explore in a natural play space. The adventure structure is designed to support creative play, risk and challenge in a safe environment.

GUIDE PRICES

£2650

Installed into grass

£2800

Installed into tarmac

LUNA



▶ The Luna is the second in our range of climbing stacks. It incorporates higher balancing beams, more challenging rope nets, and a more difficult to manoeuvre layout.

GUIDE PRICES

£3750

Installed into grass

£3925

Installed into tarmac

ARIEL



The Ariel is the first in our range that requires safety surfacing on both grass and tarmac. The split level design requires more upper body strength, and the height will help children adjust to risk in a safe and secure way.

GUIDE PRICES

£4925

Installed into grass

£5175

Installed into tarmac

ATLAS



The Atlas is our scaled up Ariel. It's way bigger, more challenging and supports more users at a time. The Atlas is almost 4m by 3m with beams 1.5m high, to support a wide range of physical, creative and challenging activities.

GUIDE PRICES

£5600


Installed into grass

£5850

Installed into tarmac



OBERON



The Oberon is the first in our range to have two of our large nets for twice the fun. The adventure structure is layered to support creative play, risk, and additional balancing elements increase challenge in a safe environment.

GUIDE PRICES

£7000

Installed into grass

£7275

Installed into tarmac

PROMETHEUS



With the Prometheus climber we've introduced multiple balancing elements that a wide range of ages will find fun and physically challenging. With this much play value there's no waiting in line to play.


GUIDE PRICES

£12150

Installed into grass

£12625

Installed into tarmac



TITAN

L: 9.713m
W: 8.626m
H: 2.835m

12.94m
X
11.99m

↓
<1.9m

+6
YEARS



- ▶ The Titan is our top of the range climber, combining all elements of the range and adding even more play value. Vertical climbing walls offer a challenge unlike any other in our range. The unique layout means that children can work their way up to the more challenging elements, giving almost infinite replay value. All made out of signature wood and steel core ropes, the Titan will give many years of exercise and play value.



GUIDE PRICES

£24850

Installed into grass

£26100

Installed into tarmac

PLEASE NOTE:

The Titan comes with metal post feet as standard.



EUROPA



The Europa is the first of the range introducing a sliding element to the design that adds more play value. The split level design requires more upper body strength to climb while the rope bridge linking to the slide platform requires balance and co-ordination skills to manoeuvre.

GUIDE PRICES

£14950

Installed into grass

£15500

Installed into tarmac

HYPERION



The Hyperion is the mid-range climber with a slide platform. At just over 6m x 6m this unit has a wide range of different climbing elements that help promote lots of physical, creative and challenging activities.

GUIDE PRICES

£16225

Installed into grass

£16925

Installed into tarmac

CRESSIDA



- ▶ The Cressida is the largest climber in our range that includes a slide platform. The adventure structure has two large play nets and a linking bridge that promotes balance and co-ordination whilst the layered timber heights will help children adjust to risk in a safe and secure way.



GUIDE PRICES

£23250

Installed into grass

£23850

Installed into tarmac

Please note
Image shows Cressida and Tree Top Tangle A
(not included)



SCRAMBLE NET LOG CLIMBER



The Scramble Net Log Climber is a popular starting point or finishing line for an adventure trail. With its roping and log steps, it provides an ideal platform for children to strengthen balancing skills, simple stretching exercises and hand-eye co-ordination.

GUIDE PRICES

£2700

1.5m Scramble Net Log Climber
Installed into grass

£2825

1.5m Scramble Net Log Climber
Installed into tarmac

ACTIVITY FRAME



Five different challenges all linked together create the Sovereign Activity Frame. A rope wall climber, log traverse, vertical ladder, log wall climber and parallel rope walk all combine perfectly to create a large, challenging adventure structure designed to fit in a relatively small area.

GUIDE PRICES

£5925

Installed into grass

£6225

Installed into tarmac

EYFS CLIMBERS

- Our range of Freestanding Climbers were designed to cater for early years children who like a bit of a challenge! The three options offer varying levels of difficulty so you can choose which one best suits the needs of the children in question. Although they are heavy and sturdy enough to remain steadily in place at all times, with a few strong adults they can be moved around the play area in not much time at all.

ROCK CLIMBER



GUIDE PRICES

£1050

Freestanding (inc. assembly)

£1225

Installed into grass (inc. ground fixings)

£1175

Installed into tarmac (inc. ground fixings)

ROPE CLIMBER



GUIDE PRICES

£850

Freestanding (inc. assembly)

£1050

Installed into grass (inc. ground fixings)

£1025

Installed into tarmac (inc. ground fixings)

SCRAMBLE CLIMBER



GUIDE PRICES

£1150

Freestanding (inc. assembly)

£1375

Installed into grass (inc. ground fixings)

£1325

Installed into tarmac (inc. ground fixings)



CHILDREN'S GYM KIT

18 LESSON PLANS FREE WITH EACH PACKAGE!

- ▶ Each scheme of work has two learning objectives, fun ways to warm up and down, and progression through the lessons.

HEALTH & WELLBEING PACKAGE 1

Waist Twister, Double Health Walker, Double Strength Challenger, Arm and Pedal Bike, Double Slalom Skier, Rower, Horse Rider, Leg Stretch



GUIDE PRICES

£7325

Installed into grass or tarmac

HEALTH & WELLBEING PACKAGE 2

Waist Twister, Double Health Walker, Double Strength Challenger, Arm and Pedal Bike, Double Slalom Skier, Rower



GUIDE PRICES

£6200

Installed into grass or tarmac

CHILDREN'S GYM KIT

18 LESSON PLANS FREE WITH EACH PACKAGE!

- ▶ Each scheme of work has two learning objectives, fun ways to warm up and down, and progression through the lessons.



PRIMARY PACKAGE 1

Sky Stepper, Double Health Walker, Arm and Pedal Bike, Double Slalom Skier, Horse Rider



GUIDE PRICES

£5200

Installed into grass or tarmac

PRIMARY PACKAGE 2

Sky Stepper, Double Health Walker, Arm and Pedal Bike, Double Slalom Skier



GUIDE PRICES

£4500

Installed into grass or tarmac



CHILDREN'S GYM KIT

► Our fantastic range of outdoor gym equipment for children and adults is designed to develop aerobic fitness and physical wellbeing.

FITNESS WORKOUTS

Waist Twister, Double Health Walker, Double Strength Challenger, Double Slalom Skier, Rower, Horse Rider, Leg Stretch

GUIDE PRICES
£POA

1



Children's Tai Chi Discs
Minimum space required 4150mm x 4210mm

2



Children's Sky Stepper
Minimum space required 4267mm x 3582mm

3



Children's Waist Twister
Minimum space required 4186mm x 4070mm

4



Children's Double Health Walker
Minimum space required 4900mm x 3570mm

5



Children's Double Sit Up Bench
Minimum space required 4400mm x 4450mm

6



Children's Horse Rider
Minimum space required 3874mm x 3592mm

7



Children's Leg Stretch
Minimum space required 3930mm x 3810mm

8



Children's Rower
Minimum space required 3076mm x 2770mm

9



Children's Double Slalom Skier
Minimum space required 3925mm x 3180mm

10



Children's Double Strength Challenger
Minimum space required 3440mm x 3370mm





12+ ADULT'S GYM KIT

- ▶ Our adult gym equipment range can be installed in any configuration to improve full body fitness or targeted muscular fitness. The adult range is only recommended for users with an overall height greater than 1400mm.

TARGET MUSCLE GROUPS PACKAGE

A combination of six of our most popular items to target and improve muscular fitness.

Adults Double Slalom Skier, Adults Double Health Walker, Adults Bicycle, Adults Sky Stepper, Adults Double Squat Push, Adults Combination Chest Press and Pull Down.



GUIDE PRICES
£7075

Installed into grass or tarmac

FULL BODY WORKOUT

A combination of all 10 of our adult gym items to target and improve full body fitness.

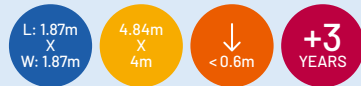
Adults Double Slalom Skier, Adults Double Health Walker, Adults Bicycle, Adults Rower, Adults Sky Stepper, Adults Double Sit Up Bench, Adults Waist Twister, Adults Arm & Pedal Bicycle, Adults Double Squat Push, Adults Combination Chest Press and Pull Down.



GUIDE PRICES
£10875

Installed into grass or tarmac

TRAVERSING FOREST



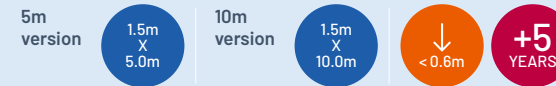
► This Traversing Forest can be used as a standalone piece, or part of a Trim Trail with hand and foot holds positioned on all sides to enable numerous climbing possibilities. The foot holds are all positioned at a maximum of 600mm high to enable the Traversing Forest to be installed without the need for a safer surface. A hugely popular and versatile item.

GUIDE PRICES

£1800
Installed into grass

£1975
Installed into tarmac

TRAVERSING RUN



► Traversing Runs add an extra dimension to any play area. Our realistic hand and foot climbing holds come in an assortment of sizes to create an exciting climbing experience.

GUIDE PRICES

£1000
5m long Traversing Run
Installed into wall

£1975
10m long Traversing Run
Installed into wall

Positioned at a height that complies with relevant safety standards, they do not require safety surfacing. The durable holds can be attached to any sound wall and are available in a range of primary colours to brighten up any dull and unused wall space.

HIMALAYAS

L: 2m
W: 0.175m
H: 2m

5m
X
3.18m

↓
< 0.6m

+5
YEARS



- This wooden traversing wall can be used as a standalone piece or part of a trim trail climbing challenge; complete with realistic hand and foot holds.

1

SINGLE SIDED, SINGLE BAY
L2000mm x W175mm x H2000mm

£975

Installed into grass

£1050

Installed into tarmac



2

SINGLE SIDED, DOUBLE BAY
L4000mm x W175mm x H2000mm

£1600

Installed into grass

£1750

Installed into tarmac



3

SINGLE SIDED, TRIPLE BAY
L5750mm x W175mm x H2000mm

£2350

Installed into grass

£2525

Installed into tarmac



4

DOUBLE SIDED, SINGLE BAY
L2000mm x W225mm x H2000mm

£1475

Installed into grass

£1550

Installed into tarmac



5

DOUBLE SIDED, DOUBLE BAY
L4000mm x W225mm x H2000mm

£2625

Installed into grass

£2800

Installed into tarmac



6

DOUBLE SIDED, TRIPLE BAY
L6000mm x W225mm x H2000mm

£3850

Installed into grass

£4075

Installed into tarmac



SPACE NET



Based on 5m and 6m option -
8m x 8m space needed for 3m and 4m
options



Visually stunning, our range of Space Nets cater for multiple users with exceptional 360° play value. All our nets are designed to give a low critical fall height to reduce surfacing costs.

PLEASE NOTE:

Space Nets can only be installed on level ground.

GUIDE PRICES

3m £11650

4m £13300

5m £17375

6m £19400

Installed into grass

3m £12000

4m £13650

5m £17850

6m £19875

Installed into tarmac

ROTA NET



One of the most popular and well liked play items in today's modern play areas combining a traditional rotating roundabout design with a 2400mm high climbing net.

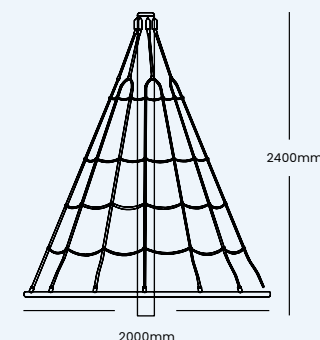
GUIDE PRICES

£7700

Installed into grass

£8025


Installed into tarmac



ZIP WIRE

- ▶ Cable rides and zip wires have always been very popular with children of all ages as they encourage energetic play, offer a thrilling ride with an element of competition if desired and are highly stimulating.

VELOCITY RIDER



- ▶ The frames are set at 20m apart and raised higher at one end than the other for the correct movement and speed. Stainless steel wires and carriages are used together with rubber button seats and the timbers are very heavy-duty for strength and durability.

GUIDE PRICES

£14650

Installed into grass

£15375

Installed into tarmac

GRAVITY GLIDER



- ▶ This model is 27metres long and features a laminate beam with steel legs, stainless steel wires and carriages with a button seat.

GUIDE PRICES

£12825


Installed into grass

£13300

Installed into tarmac



- In addition to encouraging co-ordination, confidence and balance, our low-level and high-level towers provide plenty of opportunities for both active and interactive play for young people of all ages.



ROPE BRIDGES

SLIDES & HIGH DECKS

ROCK & LOG CLIMBERS

FIREMAN POLES

ADVENTURE TOWERS

CAPTAIN MANNERING

L: 7.18m
W: 6.82m
H: 3.7m

10.93m
X
10.41m

↓
<1.8m

+3
YEARS



- The Captain Mannering incorporates four tower units to give extra space and capacity to satisfy older and more active children. This will provide a challenging play environment and inspire endless possibilities for imaginative play. A truly impressive addition to any play area.



DOUBLE BUMPY SLIDE

Who wants one slide, when you can have two! Our new double bumpy slide allows two children to race down and see who is fastest! This slide can fit on various standard towers. Here it is on our Captain Mannering tower (left).

GUIDE PRICES

£13825

Captain Mannering
Installed into grass

£15800

Captain Mannering with
Double Bumpy
Installed into grass

£14600

Captain Mannering
Installed into tarmac

£16825

Captain Mannering with
Double Bumpy
Installed into tarmac



THE MCKAY

L: 8.3m
W: 8.7m
H: 3.6m

12.23m
X
11.3m

↓
<1.5m

+3
YEARS



- In loving memory of a valued friend and colleague Andy McKay. This tower has been designed to bring the wow factor to any outdoor space. This unit will provide a challenging play environment and inspire endless possibilities and imagination.

For every tower sold, Sovereign will be donating a percentage of the profits to cancer charities.



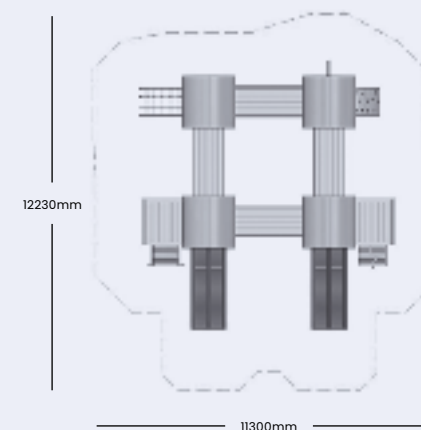
GUIDE PRICES

£27775

Installed into grass

£29550

Installed into tarmac



THE THUMPER

L: 5.62m
W: 3.6m
H: 3.7m

9.32m
X
6.7m

↓
<1.8m

+3
YEARS



- ▶ A truly impressive addition to any play area, this tower incorporates many of the features seen in other models, with the addition of a further deck area that allows extra space and capacity to satisfy older and more active children. We've even added our very popular double bumpy slide as standard.



GUIDE PRICES

£6975

Supply only

£9400

Installed into grass

£10000

Installed into tarmac



THE PEACHES

L: 4.91m
W: 3.77m
H: 3.7m

8.41m
X
6.77m

↓
<1.5m

+3
YEARS



- ▶ A proven popular addition to our range, this unit provides the excitement of height, yet is accessible to the less confident by means of a log ramp. Further entry points include a 1500mm high rock climber and an additional lower level log climber.



GUIDE PRICES

£5250

Supply only

£6800

Installed into grass

£7175

Installed into tarmac

THE FOXTAIL

L: 2.2m
W: 4.15m
H: 3.2m

7.63m
X
5.08m

↓
<1.0m

+3
YEARS



- Ideal where space may be at a premium, the Foxtail Adventure Tower could prove to be the solution. The rock climber allows younger children to access the tower safely, yet the 1000mm deck height will provide the challenge needed to stimulate older children at the same time.



GUIDE PRICES

£3600

Supply only

£4525

Installed into grass

£4775

Installed into tarmac



THE BUZZ

L: 3.2m
W: 1.95m
H: 2.8m

5.4m
X
5m

↓
< 0.6m

+3
YEARS



- ▶ The Buzz starts our range of large 1.5m x 1.5m decked tower units and comes complete with a slide, rock climber and log ramp. This range of tower units affords children the space to play on the decks as well as on the activities.



GUIDE PRICES

£3100

Supply only

£4100

Installed into grass

£4350

Installed into tarmac

EARLY YEARS TOWER RANGE

- Part of our early years range designed specifically to suit younger children, it only needs a small surface area. No need for surfacing on to tarmac or grass due to its low fall height, and quick and easy to put together.

ELM



BEECH



SYCAMORE



OAK



GUIDE PRICES

£1200

Freestanding (inc. assembly)

£1350

Installed into grass

£1425

Installed into tarmac

GUIDE PRICES

£2200

Freestanding (inc. assembly)

£2400

Installed into grass

£2550

Installed into tarmac

GUIDE PRICES

£2300

Freestanding (inc. assembly)

£2575

Installed into grass

£2700

Installed into tarmac

GUIDE PRICES

£3325

Freestanding (inc. assembly)

£3550

Installed into grass

£3750

Installed into tarmac



MULTIVERSE OPTION 1



Eight different challenges including low level and tower elements all combined together to create one activity centre! Using a square frame that consists of a roll over bar, single tyre hang, low level rope wall, and tyre traverse. This is then linked to a 1000mm high tower deck via a clatter bridge, and the tower itself includes a rock climber, log ramp rope climber and fireman's pole! This combines many of our most popular low level items into one small space, and it does not require surfacing onto a well maintained grass area!

GUIDE PRICES

£7175

Installed into grass

£7750

Installed into tarmac

MULTIVERSE OPTION 2



Eight different challenges including low level and tower elements all combined together to create one activity centre! Using a square frame that consists of a roll over bar, single tyre hang, low level rope wall, and tyre traverse. This is then linked to a 1000mm high tower deck via a clatter bridge, and the tower itself includes a slide, log ramp rope climber and a drop rope clatter bridge entrance. This combines many of our most popular low level items into one small space, and it does not require surfacing onto a well maintained grass area!

GUIDE PRICES

£9975

Installed into grass

£10700

Installed into tarmac

MULTIVERSE OPTION 3

L: 6.08m
W: 7.15m
H: 2.3m

8.9m
X
10.2m

↓
<1.0m

+5
YEARS



Eleven different challenges including low level and tower elements all combined together to create one activity centre! Using a square frame that consists of a roll over bar, single tyre hang, low level rope wall, and tyre traverse. This is then linked to a 1000mm high tower deck via a clatter bridge, and the tower itself includes a slide and log ramp rope climber. This is then linked to another 1000mm high tower deck via a drop rope clatter bridge, and the tower itself includes a rock climber, log climber and fireman's pole. This combines many of our most popular low level items into one small space, and it does not require surfacing onto a well maintained grass area!

GUIDE PRICES

£11525

Installed into grass

£12375

Installed into tarmac



THE SAHARA

L: 6.05m
W: 6.95m
H: 3.05m

9.3m
X
11.35m

↓
<1.8m

+7
YEARS



- ▶ The Sahara uses two traditional 1500mm high decks linked together by our New rope ladder crossing; and one 1200mm high deck, with the addition of a spider net link climber between the two varying heights. This imposing tower structure incorporates a different activity off of every side, making the possibilities endless!




GUIDE PRICES

£21850

Installed into grass

£22725

Installed into tarmac



THE ZION

L: 12.33m
W: 8.95m
H: 5.7m

16.15m
X
12.1m

↓
<1.5m

+5
YEARS



- The Zion, the largest piece of equipment in the whole Sovereign range! Comprising of a 900mm high nest, 1500mm platform and a 3000mm platform with 360 tube slide! Off the back you will also find a 1000mm slide for those less confident. This tower includes something for children of every age, and would make a perfect centrepiece to any play space!



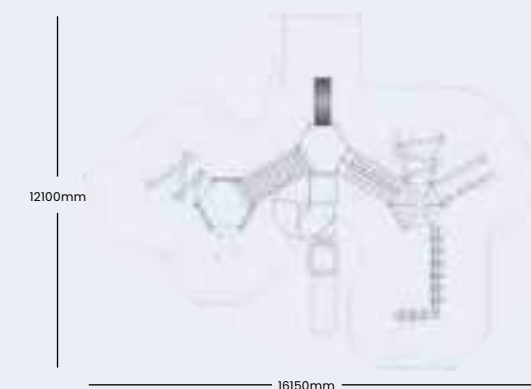
GUIDE PRICES

£36225

Installed into grass

£38050

Installed into tarmac



THE YOSEMITE

L: 8.05m
W: 8.55m
H: 4.51m

11.05m
X
11.55m

↓
<1.5m

+5
YEARS



- ▶ The Yosemite is designed to be a non-linear adventure experience. The New V bridge takes you from the lower elements up to a 1500mm platform which boasts a slide (stainless steel optional), traversing forest and a crazy climber. This unit is perfect for open spaces as it will cater for all ages, and the more confident children get, the higher they can climb!



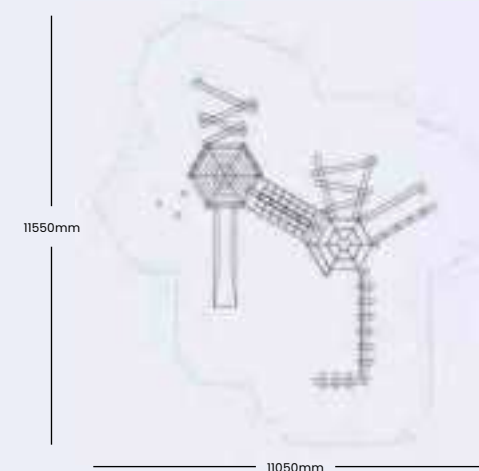
GUIDE PRICES

£15525

Installed into grass

£16675

Installed into tarmac



THE YELLOWSTONE



► The Yellowstone brings an all new way for children to play and links together many play items in one very modern piece of play equipment. With a free fall height of only 900mm, this can be situated on any well maintained grass area and not require surfacing. The non linear play elements allow children to express themselves in ways that traditional equipment does not.



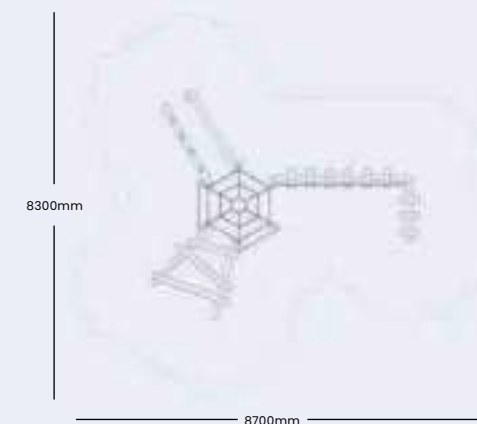
GUIDE PRICES

£5475

Installed into grass

£6050

Installed into tarmac



CONNECT TOWERS

- If our main range of tower equipment doesn't suit your needs, or if the space available is of concern, then look no further than our range of 'Connect' tower components. Designed to fit in smaller spaces and consequently cost efficient, these modular tower components can be easily linked and joined together in endless configurations. These components can also link to a variety of our 'Connect' trail components to create an array of bespoke play areas to suit every need.

CONNECT TOWER 4



GUIDE PRICES

£8825

Installed into grass

£9575

Installed into tarmac

CONNECT TOWER 3



GUIDE PRICES

£5925

Installed into grass

£6400

Installed into tarmac

CONNECT TOWERS

CONNECT TOWER 2

L: 2.5m
W: 3.7m
H: 2.5m

6.55m
X
5.85m

↓
< 0.9m

+3
YEARS



GUIDE PRICES

£4725

Installed into grass

£5150

Installed into tarmac

CONNECT TOWER 1

L: 2.5m
W: 1.8m
H: 2.5m

5.85m
X
4.65m

↓
< 0.9m

+3
YEARS



GUIDE PRICES

£2700

Installed into grass

£2925

Installed into tarmac



THE CATBOAT

L: 5.97m
W: 2.65m
H: 3.0m

9.4m
X
6.5m

↓
<1.0m

+3
YEARS



- At 6 metres long with a 1m high bridge, slide, rock climber, log ramp and main deck area, children are spoilt for choice on this stylish flagship galleon.



GUIDE PRICES

£6900

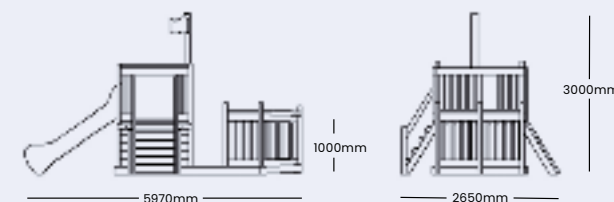
Installed into grass

£7300

Installed into tarmac

£575

Optional Extra: Port Holes (6 per set) windows positioned on the Log Climber, Rock Climber & Slide lower panels



THE BRIG

L: 7.61m
W: 2.75m
H: 3.0m

11.1m
X
5.7m

↓
<1.0m

+3
YEARS



- An amazing addition for every play area. With two huge decks at 1m from the ground it includes a slide, log climber, rock climber, log ramp and rope climber for endless adventure and roll play.



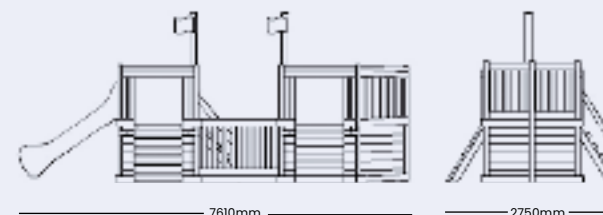
GUIDE PRICES

£10425

Installed into grass

£11100

Installed into tarmac



7610mm

2750mm




BESPOKE ITEMS

- Designed, built and installed by Sovereign Play. With decades of combined experience in the play industry, our Area Managers can take your project's needs and wants, and deliver fun, safe and educational outdoor spaces for children of all ages. Our design and quote services are FREE for all prospecting customers.

We have invested heavily in our design department, giving us the tools and expertise to deliver solutions that meet every playground's unique requirements. The very same team work on all of our projects – meaning no matter the project's size, you will always receive our very best service. Our design team will prepare you an easy-to-follow package containing everything you need to know about your project:

- A 2D technical drawing (1) – showing you exactly what our proposed works are.
- A 3D visualisation (2) – to get a feel for how the final space will look, and to wow your colleagues.
- A fully itemised quotation – giving you full visibility of each product and service cost.
- Specifications for each product and service



It goes without saying safety is of paramount importance to us at Sovereign Play. Our products and services have been designed to ensure the integrity of your playground is a managed risk. All of our playgrounds are designed to be compliant with BS EN standards, and for continued peace of mind our after-care inspectors are fully RPII (Register of Play Inspectors International) certified. We will be with you every step of the way for the lifetime of your playground, giving you peace of mind for the safety of the children, and the value of your investment.

Our factory and installation teams are responsible for making your new play area a reality. We'll keep you informed of our progress at every step of the way. We believe that strong communication is essential for mitigating disruption and ensuring a smooth installation. Every member of staff that visits site will have a DBS certificate so that you can be assured of your children's safeguarding.

DON'T JUST TAKE OUR WORD FOR IT! FIND US ON GOOGLE REVIEWS OR GO TO PAGE 146 TO SEE WHY SOVEREIGN PLAY IS THE PLAYGROUND SUPPLIER OF CHOICE FOR MANY SCHOOLS ACROSS THE UK.



BESPOKE ITEMS



MEET THE TEAM ON
OUR WEBSITE!



- Packed with opportunities that will get children exploring, performing and experimenting with their senses, this range satisfies the thirst of even the most creative of young people.



CREATIVE, SENSORY & UNDERSTANDING

CREATIVE RANGE

STAGES

SAND PLAY

WATER PLAY

MUSICAL PLAY

SENSORY PLAY

SOVEREIGN CREATIVE RANGE

- Let your budding artists showcase their talents on our all new Creative Range. Whether it be painting and drawing or textiles and fabrics, we have it covered. These panels can be situated anywhere and are very easy to maintain and keep clean.



Our Sensory Picture maker is a welcome addition to your existing EYFS area or create a new learning environment for your children to play and learn.

GUIDE PRICES

1. Chalk and Paint Easel

£550
Installed into grass (single sided)

£600
Installed into tarmac (single sided)

£675
Installed into grass (double sided)

£725
Installed into tarmac (double sided)
(Size: 300 x 800 x 1200mm)

2. Perspex Paint Panel

£625
Installed into grass

£675
Installed into tarmac
(Size: 300 x 1000 x 1400mm)

3. Weave Panel

£525
Installed into grass

£575
Installed into tarmac
(Size: 100 x 1000 x 1400mm)

4. Sensory Picture Maker

£475
Freestanding
(Size: 440 x 1035 x 1100mm)

PLEASE NOTE:
Weave panel does not include string or rags.




STAGES

SINGLE TIER STAGE



No matter what space you have available we can create a custom decked stage for your budding stars. We also have a whole range of additions to help them get into character.



GUIDE PRICES

Single Tier Stage 3600 x 2000mm

£1700

Installed into grass

£1900

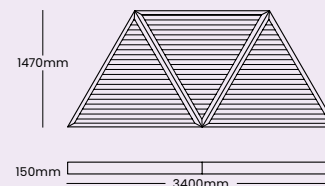
Installed into tarmac

PLEASE NOTE:
Prices are based on the example sizes of 3.6m x 2.0m as per line illustration

TRI-LINX STAGING



The Tri-linx Staging allows you to create a multitude of shapes and areas to suit any needs. You can link as many side by side as you can fit, and stack as many on top as you like creating a 3 dimensional play area. These stages create perfect areas to support music, drama, communication and language which aids social play and self confidence.



GUIDE PRICES

£525

Supply only

£675

Installed into grass

£700

Installed into tarmac

PLEASE NOTE:

Amphitheatre seating not included

MY SCHOOL MUSICAL STAGE

- This stage has been designed for school performances and comes complete with drape posts to make it easy to set the scene. Also with two blackboards as standard. The stage is the perfect size for groups and can be installed onto grass or tarmac.



GUIDE PRICES


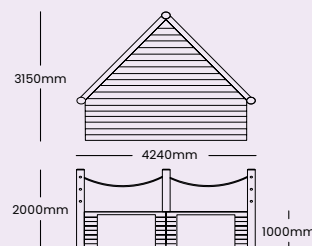
£3975

Installed into grass

£4200

Installed into tarmac

PLEASE NOTE:
Rope not included, but
can be supplied as an
accessory



CREATIVE DEVELOPMENT

- Our range of stages and imaginative settings make way for children to play and learn, as well as express themselves in front of their friends. Our Puppet Theatre can be used for small shows and Two Tier Stages can be used for scaled up performances. The Drape Posts can be used to provide the children's own designed area.



GUIDE PRICES

1. Two Tier Stage

£2650

Installed into grass

£2950

Installed into tarmac
(Size: 4000mm wide x 2000mm deep)

2. Rear Stage Wall (excl. curtains and stage)

£1200

Installed into grass

£1275

Installed into tarmac
(Size: 4000mm wide x 2000mm deep)
Laminate Curtains

£1150

Installed onto wall

3. Drape Posts 1.8m (each)

£175

Installed into grass

£200

Installed into tarmac
(Size: 125mm dia. x 1800mm tall, drilled three times)

4. Puppet Theatre

£1100

Installed into grass

£1150

Installed into tarmac
(Size: 1600mm high x 1200mm wide (max))

WATER PLAY

- Our New mobile and multiuse Splashpools are available in two sizes to suit your area. Or purchase both together in conjunction with our Splashpool link to make endless configurations. The heavy-duty caster wheels allow them to be easily moved around and stored away when not in use. Each pool is removable from its frame as well as having a drainage point at its base.

WATER TABLE

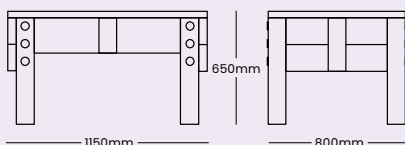


- Our Water Table provides children with plenty of sensory play opportunities. Children can experiment with the different sensations, movement, and sounds the water makes. With a stainless-steel water tray, and laminate lid, our equipment is built to last.

GUIDE PRICES £1525

Freestanding

Price includes lid and drainage hole



WATER FLOW PLAY PANEL



- This Water Flow Play Panel provides children with plenty of sensory play opportunities, with endless combinations and options available, including gullies, funnels, tubes and buckets.

GUIDE PRICES £2325

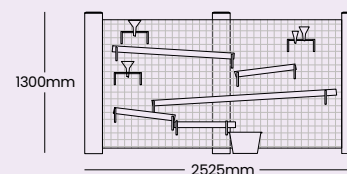
Installed into grass

£2400

Installed into tarmac

£2175

Installed onto wall



Accessories include:

- 2x 0.7m Gullies
- 4x 0.5m Gullies
- 1x 0.6m Gullies
- 1x Bucket
- 4x Various Size Funnels
- 15x Gully Hanging Brackets
- 4x Funnel Hanging Brackets
- 5x Gully Dams
- 1x Water Wheel
- 2x Water Scoops
- 2x 1.2m Lengths of Hose
- 2x 0.8m Lengths of Hose
- 2x 0.4m Lengths of Hose
- Storage box



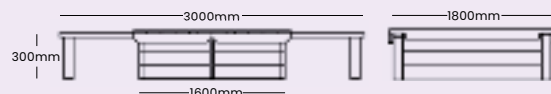
SAND PLAY

SAND PIT WITH SLIDING LIDS



The Sand Pit has a 1600mm x 1200mm internal pit dimension with two planed and treated softwood sliding lids, which are lockable and ideal for the children to sit on.

PLEASE NOTE
Our sandpit with sliding lid requires 23 bags and this will fill 50% of the sandpit.



GUIDE PRICES

£1300

Installed into grass

£1425

Installed into tarmac

£275

Extra Silver Play Sand 23 bags

COVERED SAND PIT



With such a practical design you can see why this is such a popular purchase. The lids help prevent cats and other animals using the sand pit when not in use.

GUIDE PRICES

£1925

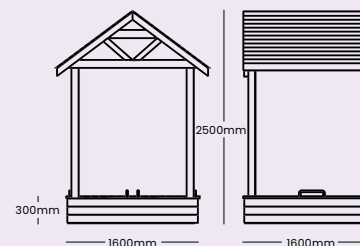
Installed into grass

£2075

Installed into tarmac

£375

Extra Silver Play Sand 32 bags



PLEASE NOTE
Our covered sandpit requires 32 bags and this will fill 50% of the sandpit.

SAND PLAY

SAND SCALES



These weighing scales with rubber buckets and chains are a great additional to any sand, water or messy play area. Children will enjoy putting sand and water into the Scales as they learn about weights, measures and metrics.

GUIDE PRICES

£1050
Installed into grass

£1100
Installed into tarmac

NURSERY SAND PIT



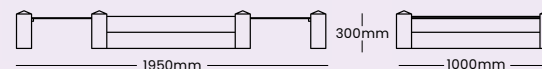
Ideal for the early years, these permanent outdoor sand pits come with easy lift-off lids. The lids are part of the fun with eye catching and interesting games and graphics.

GUIDE PRICES

£2250
Installed into grass

£2375
Installed into tarmac

£150
Extra Silver Play Sand 7 bags

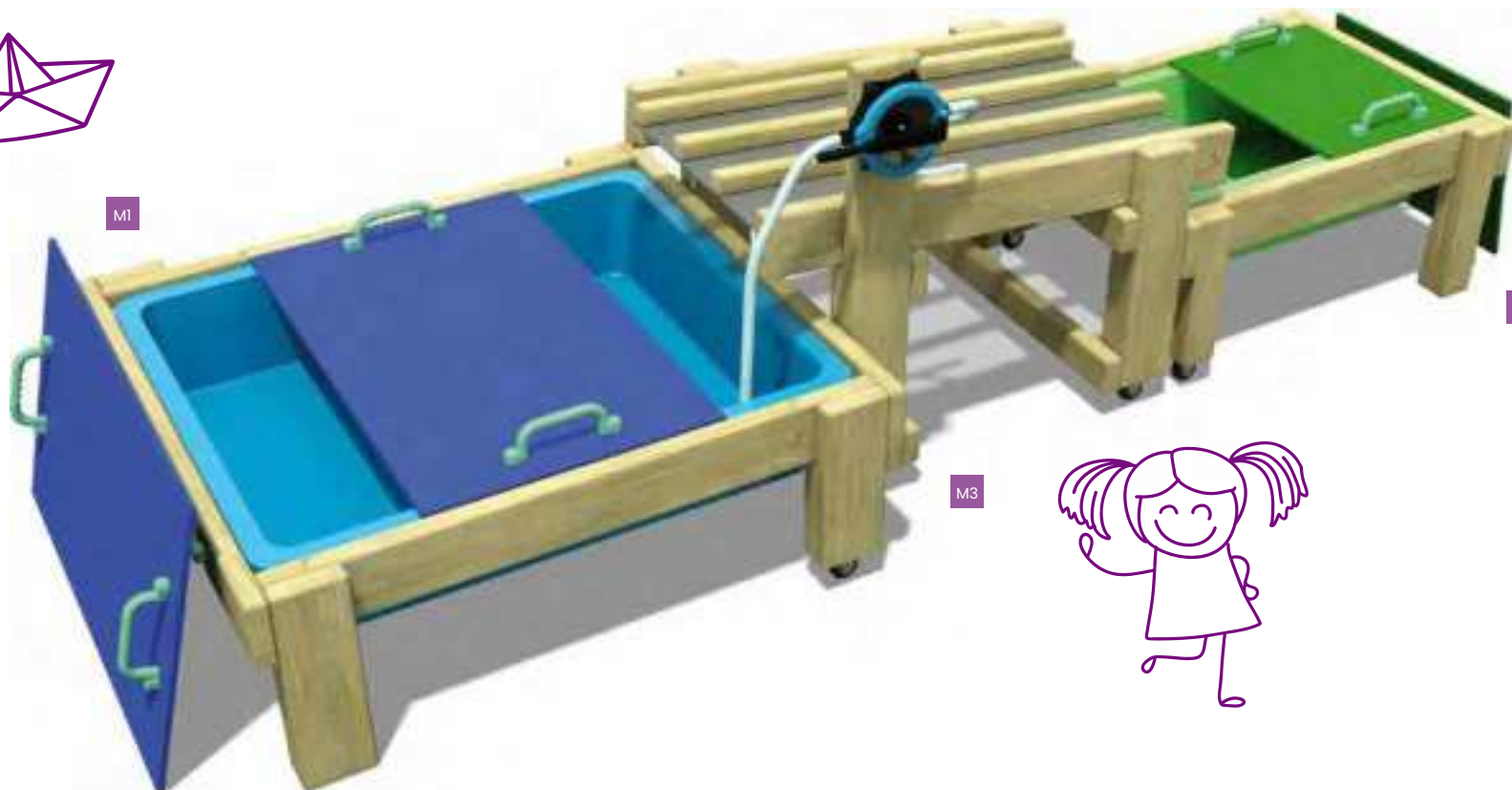


PLEASE NOTE
Price based on half filling the
sand pit



MOBILE SPLASH POOLS

- Our New mobile and multiuse Splashpools are available in two sizes to suit your area. Or purchase both together in conjunction with our Splashpool link to make endless configurations. The heavy-duty caster wheels allow them to be easily moved around and stored away when not in use. Each pool is removable from its frame as well as having a drainage point at its base.



M1 - Large Splashpool
1360mm x 1240mm x 450mm high

M1

GUIDE PRICES

£625

Freestanding

£425

Optional Lids

M2 - Small Splashpool
1050mm x 810mm x 450mm high

M2

GUIDE PRICES

£400

Freestanding

£300

Optional Lids

M3 - Splashpool Link
1210mm x 780mm x 1050mm high

M3

GUIDE PRICES

£825

Freestanding

SAND EMPORIUM

L: 3.7m
W: 3.7m
H: 3.1m

5.2m
X
5.2m

↓
< 0.3m

+3
YEARS

- With such an attractive design, you can see why the Sand Emporium is such a popular product. Combining elements of our play towers, with features of our sand play, it allows children of all ages to further develop their creative and teamwork skills. Silver play sand can be supplied for the Sandpit, if required at an additional cost.



GUIDE PRICES

£5300

Installed into grass

£5600

Installed into tarmac

£150

12 Bags of sand (half fill)

PLEASE NOTE

Prices do not include sand.



NEW MUD KITCHEN RANGE

- An outdoor play station that allows children to engage in pretend and messy play by cooking with mud, sand, and water. Mud kitchens help children to develop fine motor skills, roleplay, exploration, and social skills. From a single cooker to a full work top with sinks and places to store soil and sand, there is a size and budget option for every EYFS space.



GUIDE PRICES

Mud Kitchen – Option 1

£250

Supply only

£350

Installed into grass

£375

Installed into tarmac

Mud Kitchen – Option 2

£500

Supply only

£600

Installed into grass

£600

Installed into tarmac

Mud Kitchen – Option 3

£650

Supply only

£775

Installed into grass

£775

Installed into tarmac

Mud Kitchen – Option 4

£475

Supply only

£600

Installed into grass

£600

Installed into tarmac

Mud Kitchen – Option 5

£725

Supply only

£825

Installed into grass

£850

Installed into tarmac

Mud Kitchen – Option 6

£1150

Supply only

£1250

Installed into grass

£1275

Installed into tarmac

Mud Kitchen – Option 7

£725

Supplied fitted

£825

Installed into grass

£850

Installed into tarmac

Mud Kitchen – Option 8

£125

Supplied fitted

SENSORY & CREATIVE AREAS

MUD PIE KITCHEN



For all the budding chefs in the class, our Mud Pie Kitchen means they can get creative and make mud pies for all! Contains a shelf underneath so you can store all your accessories (includes recessed bowl, but does not include any other accessories).

GUIDE PRICES
£275
Supplied
pre-assembled

MESSY MONKEY PLAY TABLE



This table is perfect for groups of children who want to explore their senses and get their hands dirty. A robust, sturdy table incorporating three removable trays, and a lower storage shelf.

GUIDE PRICES
£300
Supplied
pre-assembled



MESSY MONKEY PLAY STATION



An all-in-one station designed for every outdoor messy play activity. The ideal space for the children to enjoy role play and experiment with all their own creations. This station is perfectly suited for collaborative play and communication.

GUIDE PRICES
£700
Supplied
pre-assembled



SENSORY & CREATIVE AREAS

MAGNIFYING POST



For all of the budding explorers and adventurers, look no further than our Magnifying Post. A great addition to any wildlife or observation area.

Size: 100mm x 100mm x 800mm

GUIDE PRICES

£325

Installed into grass

£350

Installed into tarmac

WIGGLY WORM FARM



In any outdoor play area, children love looking for worms! Our Wiggly Worm Farm provides the perfect window for children to watch them in their own habitat, and they don't even have to get dirty!

GUIDE PRICES

£225

Supplied pre-assembled

MINI BEASTS / WORMERY



Create your own mini beasts' room with a view. Place soil, shavings, rocks and sticks inside and watch as the mini beasts creep into their new home.

GUIDE PRICES

£600

Viewing box complete with 1 lid

£675

Viewing box complete with 2 lids


£1050

Viewing box complete with 3 lids. Supply only


Lid choices are: 'Can you find me?', 'Where am I hiding?', 'Wormery'.

SENSORY PATHS


- Our range of surfaces can be utilised in a wonderful sensory path. Children are encouraged to follow the paths along a sensory trail encouraging them to explore the different textures through an interactive and hands-on approach.



York Stone Crazy Paving



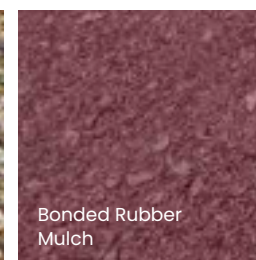
Blister Paving




Block Paving




Bonded Resin Gravel




Bonded Rubber Mulch




Wetpour



Concrete Slabs



Scottish Cobbles



Corduroy Paving

GUIDE PRICES

£POA

Supplied with installation



MUSICAL PLAY

- Playing a significant role in musical development our range of musical panels provides an excellent contribution to playful learning. Our Bug Drums each incorporate four aluminium 'Darbuka' drums that can be played with hands or beaters. Our Tongue Drum Flowers are available in three colour ways, each representing a different set of notes.



GUIDE PRICES

1. Butterfly Drum

£1200

Installed into grass

£1275

Installed into tarmac

Size:
1030mm x 550mm
x 1050mm

2. Ladybird Drum

£1000

Installed into grass

£1050

Installed into tarmac

Size:
840mm x 530mm
x 1050mm

3. Caterpillar Drum

£1000

Installed into grass

£1050

Installed into tarmac

Size:
1210mm x 370mm
x 1050mm

4. Millipede Drum

£1000

Installed into grass

£1050

Installed into tarmac

Size:
1210mm x 350mm
x 1050mm

5. Tonge Drum Red
B Major

£725

Installed into grass

£750

Installed into tarmac

Size:
400mm x 400mm
x 1050mm

5. Tonge Drum Yellow
A Major

£725

Installed into grass

£750

Installed into tarmac

Size:
400mm x 400mm
x 1050mm

5. Tonge Drum Green
C Major

£725

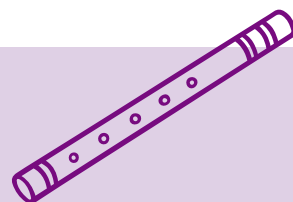
Installed into grass

£750

Installed into tarmac

Size:
400mm x 400mm
x 1050mm

MUSICAL PLAY



► There is no right or wrong way in sensory and creative play. The following products all lend a hand in encouraging children to both experiment with and stimulate their senses and creativity.



GUIDE PRICES

1. Chimes Panel with
2 x posts

£2325

Installed into grass

£2375

Installed into tarmac

Size:
1050mm x 130mm x 1000mm

2. Armadillo Chime with
2 x posts

£1275

Installed into grass

£1325

Installed into tarmac

Size:
125mm x 1043mm x 1000mm

3. Croc Rock with
2 x posts

£875

Installed into grass

£925

Installed into tarmac

Size:
125mm x 600mm x 800mm

4. Bat Pipes with 2 x posts

£1850

Installed into grass

£1900

Installed into tarmac

Size:
840mm x 160mm x Various

5. Rattle Wheel with
2 x posts

£2250

Installed into grass

£2300

Installed into tarmac

Size:
700mm x 700mm x 1200mm

6. Trio Bongo Drums –
Rainbow

£2275

Installed into grass

£2325

Installed into tarmac

Size:
470mm x 420mm

7. Bells Panel

£3825

Installed into grass

£3875

Installed into tarmac

Size:
1050mm x 130mm x 1000mm



► From stimulating the senses to interacting with their peers, our range of bespoke inclusive play equipment has been carefully designed and developed to encourage all children to take part, participate and reap the benefits of play. Our team are on-hand to advise on products and playground designs that will best suit your specific needs and requirements.



INCLUSIVE PLAY



▲
MINI TUNNEL MOUND
PAGE 83

▲
ARTIFICIAL GRASS SURFACING
PAGE 136

▲
**OASIS DDA
ROUNDBOUT**
PAGE 72



▲
**WETPOUR SURFACING
WITH ROADWAY DESIGN**
PAGE 135

CREATIVE, SENSORY & UNDERSTANDING

◀ **TROLL BRIDGE**
PAGE 78



INCLUSIVE PLAY



▲
RATTLE WHEEL
PAGE 67


▲
BESPOKE
DECKING AREA

▲
SHAPES BALL
FALL PANEL
PAGE 89

▲
MAZE BALL
FALL PANEL
PAGE 89

▲
SENSORY PANEL
PAGE 74

▶
PALISADE FENCING
PAGE 132



INCLUSIVE PLAY

▲
LOG SWING WITH
BASKET SEAT
PAGE 73



◀
SIMPLE
BENCHES
PAGE 124

▲
WETPOUR SURFACING
PAGE 135

▲
GAZEBOS
PAGE 116

▲
PROMETHEUS
PAGE 18

NEEDLEPUNCH
SPORTS
SURFACING
PAGE 136 ▶

INCLUSIVE PLAY

MINI TUNNEL MOUND
PAGE 83

BESPOKE
PLAY TOWER
PAGE 36

LOG SWING WITH
BASKET SEAT
PAGE 73

CHIMES PANEL
PAGE 67

BONGO DRUMS
PAGE 66

NURSERY SAND PIT
PAGE 59

PALISADE FENCING
PAGE 132



INCLUSIVE PLAY

- We are adept at creating play spaces that encourage children of all abilities to take part. Our team is on-hand to give advice on products and a playground design that will best suit specific special needs and requirements.

TALK TUBES



Our new talk tubes provide hours of fun for all ages. A great playground addition to help develop communication skills. Particularly beneficial for children less confident in face to face discussions.

GUIDE PRICES

£3800

Installed into grass

£4150

Installed into tarmac

OASIS ROUNDABOUT



The Oasis Inclusive Roundabout is accessible to those with mobility impairments as well as wheelchair users. The rotating base is flush with the surrounding safety surface allowing for easy transition. The roundabout has been designed to allow both seated and standing users while also featuring 2 areas that can securely accommodate wheelchairs.

PLEASE NOTE

This unit will require additional safer surfacing. All prices are subject to minimum installation and delivery charges

GUIDE PRICES

£8800

Installed into grass


£9100

Installed into tarmac



INCLUSIVE PLAY

2.4M LOG SWING WITH BASKET SEAT




Sovereign's log basket swing builds on the popularity of traditional swings. With a large basket seat that provides greater stability, it is guaranteed to enhance any child's playtime experience, ideal for small groups of children.

PLEASE NOTE
This unit requires safety surfacing onto any surface

GUIDE PRICES
£3600
Installed into grass
£3850
Installed into tarmac

TRAMPOLINES



The Mini trampoline has been proving its worth for 20 years and offers guaranteed quality under continuous use by all age groups. This design ensures the jumping height is reduced to a safe level.

PLEASE NOTE
This unit requires safety surfacing onto any surface

GUIDE PRICES
Trampoline - 1.75m sunken
£6450
Installed into grass
£6800
Installed into tarmac



INCLUSIVE PLAY

SENSORY PANEL



Get hands on with our Sensory Panel and feel the different textures of a variety of materials. See how some of them reflect, or how some of them are transparent. Feel how some of them are cold and hard, whilst others are warm and soft.

PLEASE NOTE

These units do not require additional safer surfacing when installed into a well maintained grass area.

GUIDE PRICES

£1750

Installed into grass

£1800

Installed into tarmac

WETPOUR HUMP BRIDGE



Made from safer surfacing and with a range of available colours to choose from, there is no better way to introduce a mixture of hard and soft surfaces with low level slopes.

PLEASE NOTE

Benches not included.

GUIDE PRICES

£3525


Installed into grass

£3850

Installed into tarmac

INCLUSIVE PLAY

ABILITY SWING



The ability swing has transformed a classic playground piece, making it completely inclusive for the wheelchair user. The swing includes a closing ramp for easy access and straps for safely securing the wheelchair.

PLEASE NOTE
This unit requires safety surfacing onto any surface.

GUIDE PRICES £POA

Installed into grass – Yellow guard rails shown are optional

£POA
Installed into tarmac – Yellow guard rails shown are optional

ROTA LEAF ROUNDABOUT



Playground roundabouts are a great way for children to experience the thrill of the spinning sensation in safety. Children will gain improved balance and spatial awareness, teamwork and the thrill of exhilaration.

PLEASE NOTE
This unit requires safety surfacing onto any surface.

GUIDE PRICES £5725

Installed into grass

£6025
Installed into tarmac



The possibilities are endless with our range of imaginative play equipment that not only inspires role play, but stimulates the minds of those budding young explorers and adventurers.



- SHIPS & GALLEONS
- CASTLES, CABINS & HUTS
- BRIDGES & MOUNDS
- TRAINS & PLANES
- COLOURED PENCILS
- ACTIVITY PANELS



IMAGINATIVE PLAY



PLAY SHIP



DID YOU KNOW?

A Gang Plank can be supplied if required, at no additional cost. (The minimum space required will increase to 6.8m x 5.2m)



Ideal for young imaginative minds and great for education role play, the Play Ship comes complete with a mast, laminate flag, bow and stern decks – this ship is ready to set sail. Additional extras include sea and beach graphics for tarmac surfaces to really bring the ship to life.

GUIDE PRICES

£2600

Installed into grass

£2825

Installed into tarmac

VIKING LONGBOAT



The Viking Longboat provides a wonderful place for children to role play, learn, hide and play imaginatively in and around.

GUIDE PRICES

£3175

Installed into grass

£3500

Installed into tarmac



PLAY HUT



- One of our most popular products, the Play Hut gives children the opportunity to feel secure and free to play, whilst being easily supervised. With a heavy duty construction using treated timber components, the external cladding is machine half round timber, completing a log cabin look that children cannot wait to occupy.



The Play Hut comes complete with wooden floor, benches and a table.

GUIDE PRICES

£1625

Supply with assembly

£1750

Installed into grass

£1825

Installed into tarmac

PLAY LODGE

L: 2.1m
W: 2.77m
H: 1.67m

4.765m
X
4.14m

+3
YEARS

- The Play Lodge is a great place to let the children explore the possibilities of their imagination. It comes complete with machine-rounded posts and half rounded cladding, with three walls and roof supports. The Apex roof is constructed using overlapping featheredge timber, helping to provide shade and shelter.



GUIDE PRICES

£1975

Installed into grass

£2125

Installed into tarmac



MIKKI CABIN

L: 1.15m
W: 1.15m
H: 1.6m

3.15m
X
3.15m

+3
YEARS



The Mikki Play Cabin is a wonderful play centre. With a unique appearance, children of all ages will find it the perfect place to pretend in or hang out with friends. It is constructed using pressure treated timber and can stand on any level surface.

GUIDE PRICES

£1350
Supply with assembly

£1400
Installed into grass

£1475
Installed into tarmac

WIG WAM

L: 1.75m
W: 1.55m
H: 1.55m

3.55m
X
3.55m

+3
YEARS



Set up camp with Sovereign's Wig Wam. Available in a range of colours and designs, our variety of Wig Wams can provide the perfect hideout for little imaginations to run wild.

GUIDE PRICES

Installed into grass

£2625
ABC Design Wig Wam

£1950
Playtime Design Wig Wam

£2100
Indian Design Wig Wam

Installed into tarmac

£2725
ABC Design Wig Wam

£2075
Playtime Design Wig Wam

£2200
Indian Design Wig Wam

PLAY DEN

L: 2.03m
W: 3.05m
H: 3.0m

4.98m
X
4.51m

+1
YEARS



The Play Den is a great place to let the children explore the possibilities of their imagination. It comes complete with a raised platform and steps to get up, side and rear panels, and a giant Apex roof standing at a mighty 3 metres overall height.

GUIDE PRICES

£3450

Installed into grass

£3775

Installed into tarmac

PLAY FORT

L: 2.25m
W: 2.25m
H: 2.0m

4.34m
X
4.34m

+1
YEARS



This fantastic Play Fort provides fantasy and fun for young minds. From a princess' palace to a king's stronghold, the possibilities are endless. Constructed using half round logs, the castle provides the perfect illusion for the children that they are in an enclosed area, but the design provides easy supervision.

GUIDE PRICES

£3775

Installed into grass

£4275

Installed into tarmac



KILAMANJARO



- For those budding explorers, our Mount Kilimanjaro includes a large tunnel, slide and omni-directional climbing to provide a wealth of possibilities for that adventurous mind. Covered in a play friendly artificial grass, the children can play all year round without getting muddy.



GUIDE PRICES

£7450

Installed into grass

£7875

Installed into tarmac

MINI TUNNEL MOUND



For those budding explorers, the Mini Tunnel Mound can provide a wealth of possibilities for that adventurous mind. Watch as the Children have hours of fun crawling and climbing over and through the mound.

Size: 3200mm x 2180mm x 870mm. Minimum space required: 6000mm x 5150mm.

GUIDE PRICES

£3525

Installed into grass

£3825

Installed into tarmac

£250

Extra for rungs (Per Side) if ordered with Mini Tunnel Mound

£475

Extra for rungs (Per Side) if ordered in retrospect

MINI TUNNEL MOUND (ENCLOSED)



A modified version of our Mini Tunnel Mound, with raised sides that provides an additional safety barrier.

Size: 3200mm x 2180mm x 1370mm. Minimum space required: 6000mm x 5150mm.

GUIDE PRICES

£4775

Installed into grass

£5250

Installed into tarmac

£250

Extra for rungs (Per Side) if ordered with Mini Tunnel Mound (Enclosed)

£475

Extra for rungs (Per Side) if ordered in retrospect

LOG TRAIN



Our Log Train Set is the most popular imaginative play item in this range. Let your children explore their imaginations through play, taking them into a fantasy world during break times. All timber is machine rounded and treated. It is heavy enough to be left freestanding but in most cases Sovereign would advise installation with our purpose made ground lugs.

GUIDE PRICES

Supply only

£1025

Locomotive

£850

Goods Carriage

£1100

Passenger Carriage

Installed into grass

£1150

Locomotive

£975

Goods Carriage

£1200

Passenger Carriage

Installed into tarmac

£1150

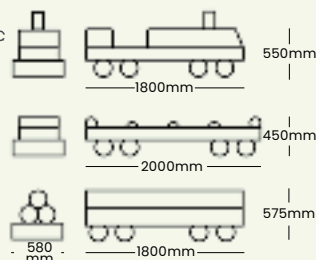
Locomotive

£975

Goods Carriage

£1225

Passenger Carriage



TOOT TOOT TRAIN



This Toot Toot Train Bundle is one of our most popular products for the EYFS playground. Purchase the locomotive on its own or add the goods and passenger carriage to make it even bigger. Bring a sense of railway adventure to your play area. Children will enjoy taking imaginary journeys with their friends.

GUIDE PRICES

Freestanding pre-assembled

£225

Locomotive

£225

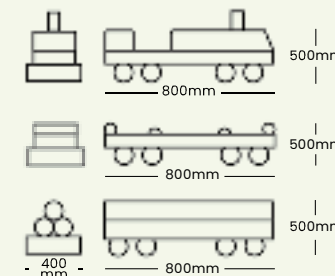
Goods Carriage

£225

Passenger Carriage

£675

Full Set



8 COLOURED PENCILS



Our colourful pencils are the perfect solution to break up any playground or yard area. Placing the pencils in an 'S' shape creates some wonderful places for the children to play imaginatively. These versatile pencils have numerous possibilities; all that's needed are the young minds to explore them!

GUIDE PRICES

£1950

Installed into grass

£2125

Installed into tarmac

TROLL PLAY BRIDGE



Clip Clop Clip Clop "...Who's that trotting over my bridge?" Along with enhancing its surroundings, this attractive arched bridge with rails can complement all playgrounds, garden areas and pathways.

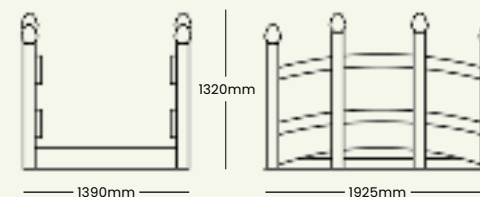
GUIDE PRICES

£1425

Installed into grass

£1525

Installed into tarmac



WALL ACTIVITY PANELS

- Perfect to entertain the children, these wall games can be fitted onto walls in the playground to utilise and increase the available play space. Wall Activity Panels are constructed from powder coated, galvanised sheet steel and have neatly folded edges.

- All the Wall Activity Panels have an approximate size of 900mm by 900mm and come complete with magnetic plastic pieces which provide hours of fun and can be taken in at night. They can be easily installed with fixings, which are supplied.



Plain



My First Sudoku



Draughts



Snakes and ladders



Chess



Sudoku



4 in a Row



Ludo



Noughts and Crosses

GUIDE PRICES

Wall Panels – Supply only

£100

Plain

£500

Snakes & Ladders

£625

My First Sudoku

£600

4 in a Row

£525

Draughts

£525

Ludo

£575

Chess

£600

Noughts & Crosses

£675

Sudoku

£50

Installation for wall games

PLEASE NOTE

Designs may vary. Supply only items are flat packed. *These are ideal for the Plain Wall Panel

Spare Pieces – Supply only

£50

My First Sudoku

£50

4 in a Row

£25

Draughts

£25

Ludo

£50

Chess

£50

Noughts & Crosses

£125

Sudoku

£25


100 Number Sum*

£25

Snakes & Ladders

£25

100 Letter*



FUN ACTIVITY PANELS



From completing mazes to engaging in social interaction, fun and role play will come easy with this mixture of activity panels. A brand new addition to our ever expanding range of activity panels. A simple take on the classic game that will make a great feature to any dull playground. These panels are ideal for any ages and can be fitted in most locations.

GUIDE PRICES

1. Maze Fun Panel

£75

Supply only with wall fixings

£525

Installed into grass with 2x posts

£575

Installed into tarmac with 2x posts

2. Chalkboard Shop Panel

£1000

Installed into grass with 2x posts

£1050

Installed into tarmac with 2x posts

3. Dice Spinner Panel

£850

Installed into grass with 2x posts

£900

Installed into tarmac with 2x posts

4. Noughts and Crosses

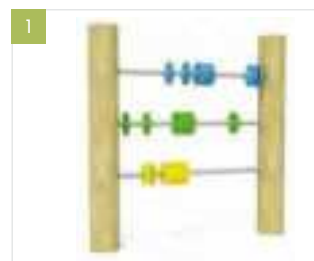
£775

Installed into grass

£850

Installed into tarmac

ACTIVITY PANELS



Fun, educational and highly interactive, our collection of Activity Panels are available in many variations and themes. Children can play individually or with friends.

GUIDE PRICES

1. Abacus Panel with 2x posts

£1025

Installed into grass

£1075

Installed into tarmac

3. Photo Panel* with 2x posts

£1050

Installed into grass

£1100

Installed into tarmac

5. Next please Panel with 2x posts

£875

Installed into grass

£925

Installed into tarmac

*Optional 200mm diameter Artist Seats

£600

Installed into grass

£625

Installed into tarmac

2. Space Helmet Panel with 2x posts

£1025

Installed into grass

£1075

Installed into tarmac

4. Window Panel* with 2x posts

£1300

Installed into grass

£1350

Installed into tarmac

6. Can I help? Panel with 2x posts

£1075

Installed into grass

£1125

Installed into tarmac



HEIGHT ACTIVITY PANELS



► Stretch their imaginations – these panels can create fun and learning in many locations, whether mounted on a wall or onto existing play equipment such as a climbing wall.

Size 2000mm x 550mm.

GUIDE PRICES

Supply only with wall fixings

£475

1. URTALL Height Panel

£500

2. Sunflower Height Panel

£450

3. The House that Lloyd Built Height Panel

£350

4. Oscar the Ostrich Height Panel

£475

5. Secret Tree Height Panel

Optional extras

£50

To install any of these panels onto a flat faced sound wall



£300

To install any of these panels with two posts into grass

£350

To install any of these panels with two posts into tarmac

REMOVABLE PART ACTIVITY PANELS



► These large Adventure panels will allow your children's alphabetical, numerical and shape recognition skills to develop in a fun and interactive way. Each board comes with removable brightly coloured magnetic pieces.

Large size 2400mm x 600mm.
Small size 800mm x 600mm.

GUIDE PRICES

Supply only

£1400

1. Sea

£1400

2. Beach

£1400

3. Farmyard

£500

4. Sea (small)

£500

5. Beach (small)

£50

To install any of these panels onto a flat faced sound wall

TILE SLIDE ACTIVITY PANELS



Complete the picture with Sovereign's Tile Slide Activity Panels, which are ideal for children to broaden their logic with moving objects. Children can develop their problem-solving skills and experiment with hand-eye coordination, pushing and sliding tiles to complete a number of puzzles.

Size 600mm x 800mm

GUIDE PRICES

1. Snake Activity Tile Slide

£1575

Supply only with wall fixings

£1625

Installed onto wall

£1675

Installed onto fence

£1875

Installed into grass

£1925

Installed into tarmac

2. Flower Activity Tile Slide

£1575

Supply only with wall fixings

£1625

Installed onto wall

£1675

Installed onto fence

£1875

Installed into grass

£1925

Installed into tarmac

3. ABC Activity Tile Slide

£1575

Supply only with wall fixings

£1625

Installed onto wall

£1675

Installed onto fence

£1875

Installed into grass

£1925

Installed into tarmac

Optional extras

£50

To install any of these panels onto a flat faced sound wall


£300

To install any of these panels with two posts into grass

£350

To install any of these panels with two posts into tarmac

BALL FALL ACTIVITY PANELS



Children can experiment with moving objects, our Ball Fall Activity Panels are sure to get cogs turning. Children can take control of the wheel to master these popular and traditional puzzle games, which influence the use of logic and physical abilities. These addictive brainteasers will also help to develop hand-eye coordination skills.

Size 600mm x 800mm

GUIDE PRICES

1. Burrow Ball Fall Activity Panel

£950

Supply only with wall fixings

£1000

Installed onto wall

£1875

Installed into grass

£1925

Installed into tarmac

2. Shapes Ball Fall Activity Panel

£950

Supply only with wall fixings

£1000

Installed onto wall

£1750

Installed into grass

£1800

Installed into tarmac

3. Maze Ball Fall Activity Panel

£950

Supply only with wall fixings

£1000

Installed onto wall

£1875

Installed into grass

£1925

Installed into tarmac



LARGE ROLE PLAY ACTIVITY PANELS

- At 1050mm x 1200mm, these larger activity panels lend themselves to fun-filled role play and added social interaction.



GUIDE PRICES

1. Police Station Panel with 2x posts

£1175

Installed into grass

£1225

Installed into tarmac

2. Supermarket Panel with 2x posts

£1125

Installed into grass

£1175

Installed into tarmac

3. Post Office Panel with 2x posts

£1200

Installed into grass

£1250

Installed into tarmac

4. Garage Panel with 2x posts

£1350

Installed into grass

£1400

Installed into tarmac

CREATIVITY ACTIVITY PANELS

- Let little ones express their creativity with a range of panels that have been designed to promote the development of creative skills.



GUIDE PRICES

1. TV Dry Wipe Board

£775

Supply only with wall fixings

£825

Installed onto wall

£1175

Installed into grass

£1225

Installed into tarmac

2. Chalk Board

£300

Supply only with wall fixings

£275

Installed onto wall

£525

Installed into grass

£575

Installed into tarmac

3. Bus Dry Wipe Board

£1000

Supply only with wall fixings

£1050

Installed onto wall

£1400

Installed into grass

£1450

Installed into tarmac

4. Mirror Panel

£825

Supply only with wall fixings

£1025

Installed onto wall

£1025

Installed into grass

£1075

Installed into tarmac

5. Double Chalk Board

£425

Supply only with wall fixings

£525

Installed onto wall

£1125

Installed into grass

£1200

Installed into tarmac


► An excellent way of enhancing any plain tarmac playground is to add exciting and colourful graphics. Our Thermoplastic Playground Markings are long lasting, self-cleaning, extra reflective, free of lead and chromates, non-slip and are available in excess of 100 different designs and colours!

ACTIVITY TRAILS

ROAD MARKINGS

FUN CHARACTERS

ACTIVITY GAMES



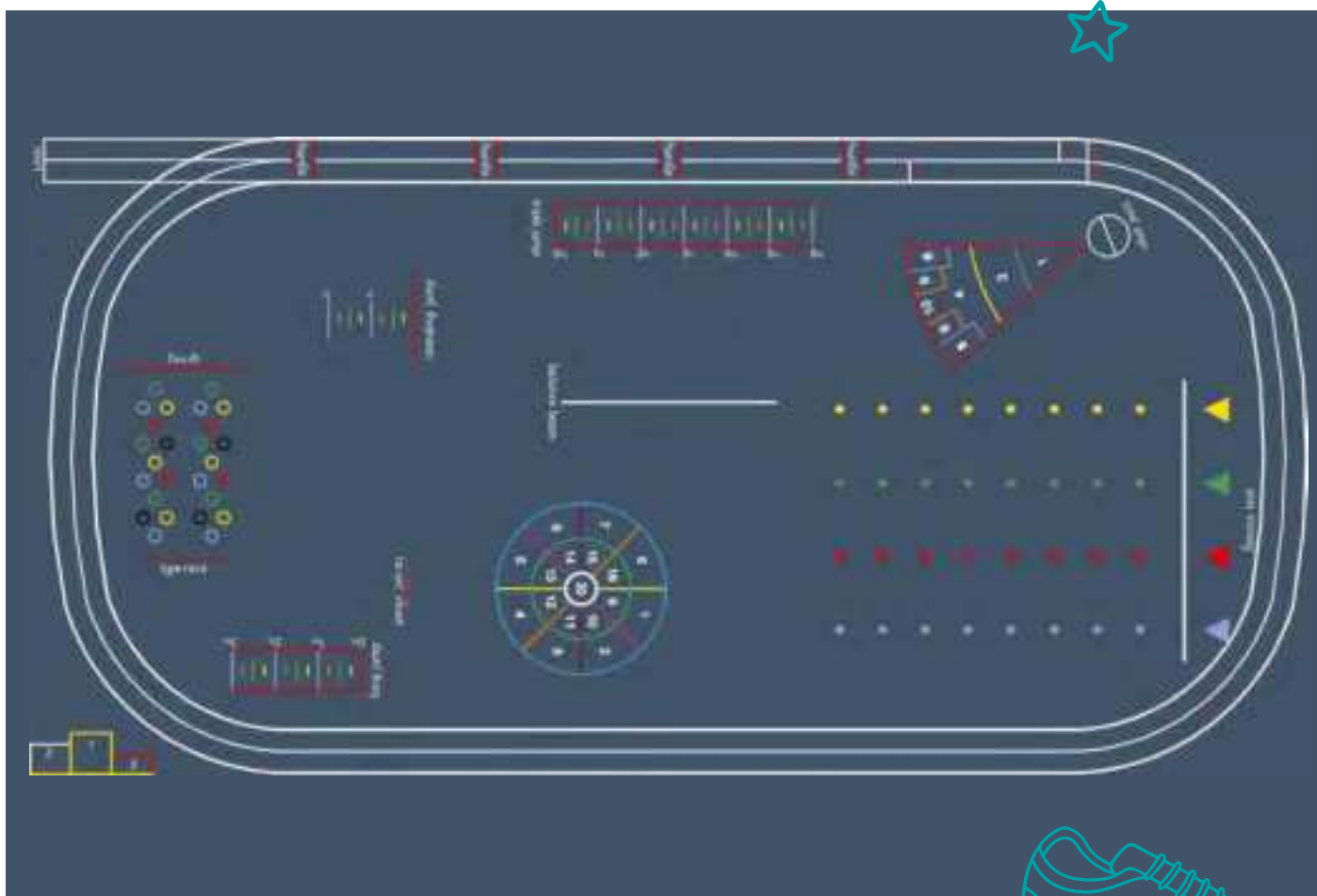
PLAYGROUND GRAPHICS



PLAYGROUND GRAPHICS

- It could be sports day every day with this activity-packed playground marking that incorporates over ten school favourites, including running, jumping and balancing activities. Complete with an award podium, this marking can be incorporated into lessons, after school activities or simply for fun at break times.

PREMIUM SPORTS ZONE



All our Markings come complete with a FULL 5-YEAR WARRANTY which not only covers colour performance, but also the application. Please contact our office to arrange for one of our experienced Area Managers to call and produce a tailored design for your school.

GUIDE PRICES

Installed

£4980

30.0m
X
15.0m

**+3
YEARS**

CONDITION of surface:

- The surface must be free of dirt, dust, chemicals and any significant oily substances.
- Our Thermoplastic Playground Markings cannot be supplied on top of old or cold plastic, although they can be applied on top of other thermoplastics, provided these are already well adhered to the surface.
- Prior to applying the markings, the school will need to ensure that there are no loose aggregates on the surface where the markings are to be supplied.
- Sovereign may need to charge extra for preparation and cleaning of the surface prior to marking if this has not been done.
- Sovereign is able to create individual designs, providing basic artwork is supplied, by quotation only.
- As our policy is one of continuous improvement, we reserve the right to change specifications without prior notice.
- All designs include the detail and lettering shown. Additional details and alterations can be undertaken subject to price verification.

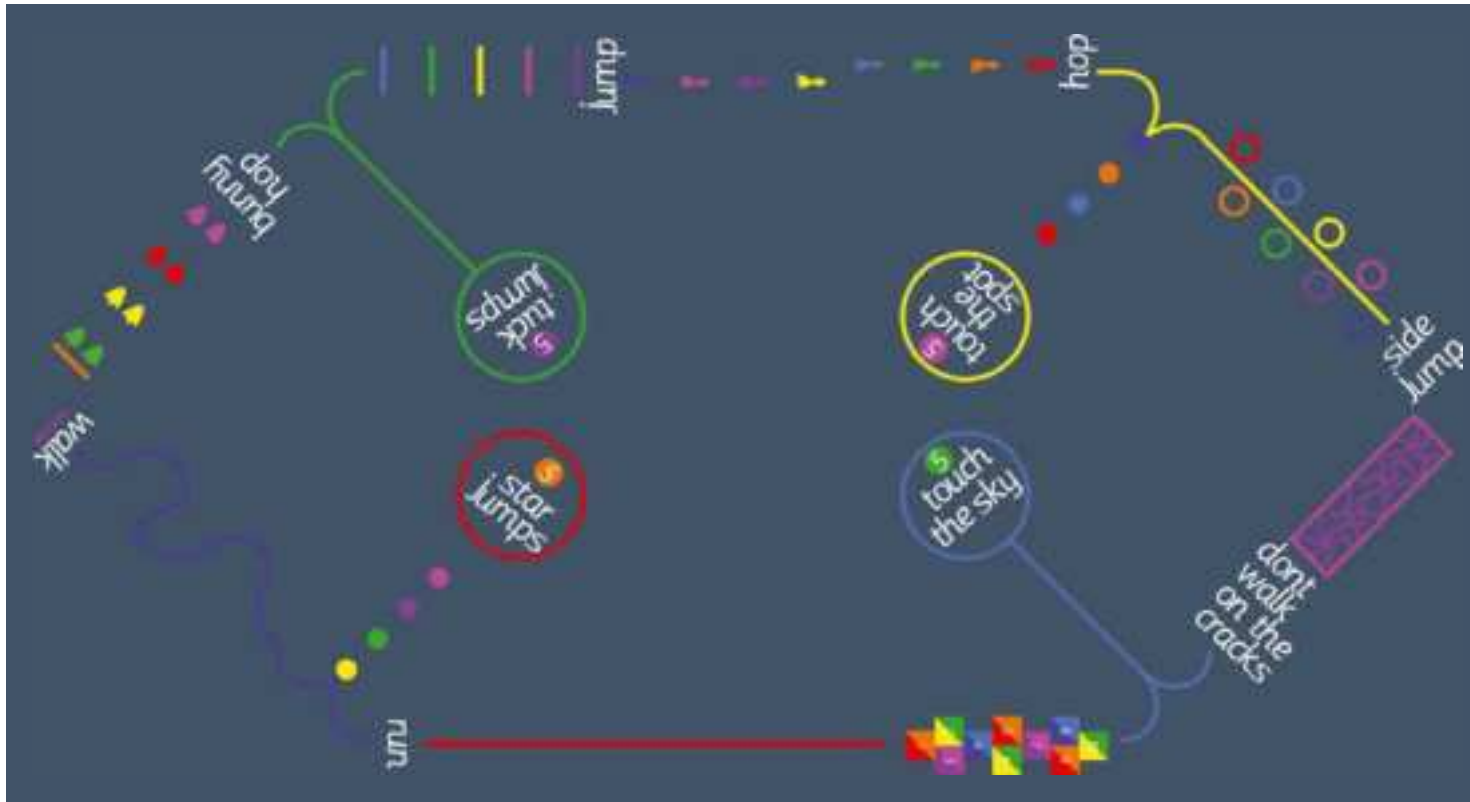
Please note

The minimum order value for Playground Graphics is £1,000 plus VAT.



ACTIVITY TRAILS

IN-OUT TRAIL



- ▶ The In-Out trail is so much fun they won't realise they are getting great exercise and education at the same time. This trail ticks the exercise, numeracy and literacy boxes. Balance your way along the wobbly walk, count the circle activities and hopscotch, read the instructions for each section and remember don't walk on the cracks!

GUIDE PRICES

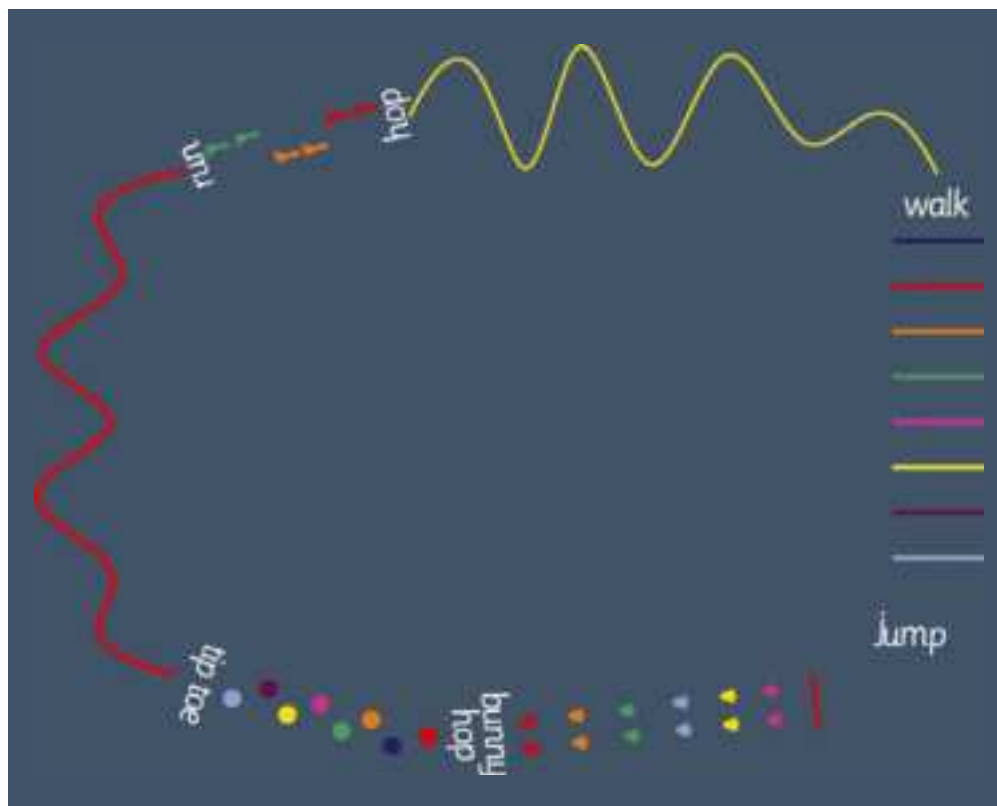
Installed

£1060



ACTIVITY TRAILS

FITNESS TRAIL



GUIDE PRICES

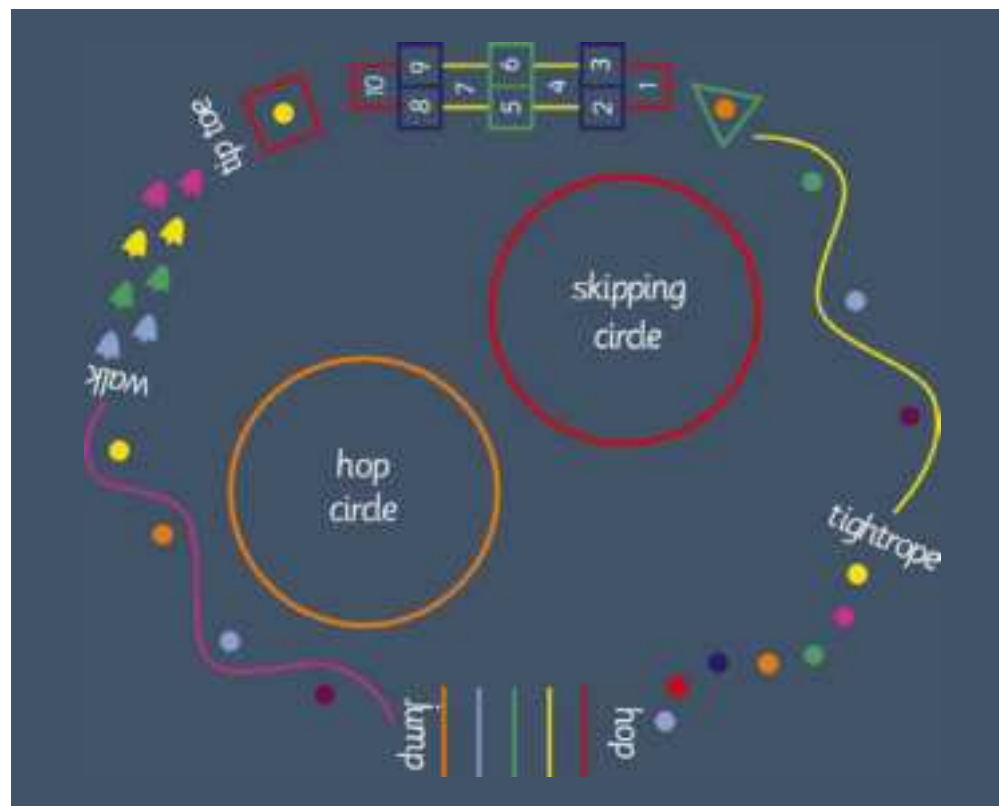
Installed

£550

11.0m
X
7.0m

+3
YEARS

HEALTHY TRAIL



GUIDE PRICES

Installed

£870

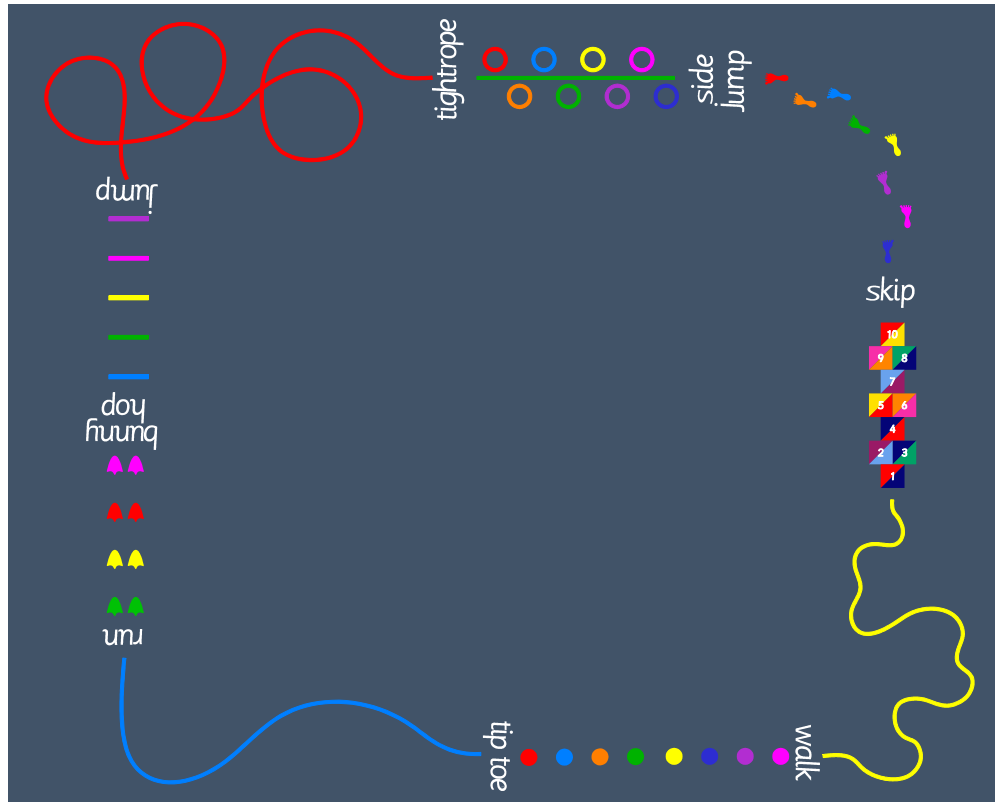
9.5m
X
9.75m

+3
YEARS



ACTIVITY TRAILS

AGILITY TRAIL



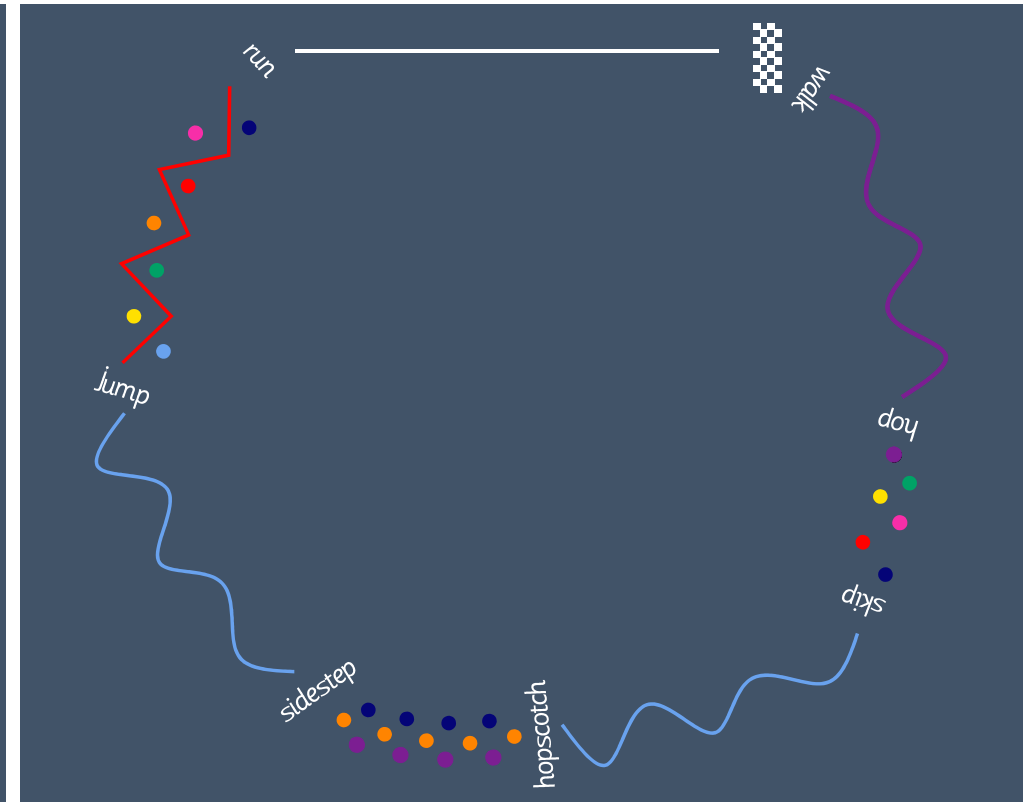
GUIDE PRICES

Installed

£890



HEART TRAIL



GUIDE PRICES


Installed

£520



ACTIVITY TRAILS

HA-HA TRAIL



- Sovereign is able to create individual designs, providing basic artwork is supplied, by quotation only. As our policy is one of continuous improvement, we reserve the right to change specifications without prior notice. All designs include the detail and lettering shown. Additional details and alterations can be undertaken subject to price verification.

GUIDE PRICES

Installed

£1370



GRAPHIC OPTIONS



<p>1 Shove penny Product Code: STHSHOV Size: 2.5 x 1m £90</p>	<p>2 King square Product Code: STHKING Size: 3 x 3m £130</p>	<p>3 Bleep test Product Code: STHBLEEP Size: 6 x 5.3m £280</p>	<p>4 Short tennis Product Code: STHSHOR Size: 6.5 x 3m £130</p>	<p>5 Tennis Product Code: STHTENNIS Size: 24 x 11m £560</p>	<p>6 Dodgeball Product Code: STHDODGE Size: 18.35m x 7.4m £530</p>
<p>7 Basketball Product Code: STHBASK Size: 29 x 15m £730</p>	<p>8 Rounders Product Code: STHROUN Size: To suit £150</p>	<p>9 5-a-Side Product Code: STH5ASI Size: 30 x 18m £470</p>	<p>10 Netball Product Code: STHNETB Size: 30.5 x 15.25m £620</p>	<p>15 MUGA Games End Markings Pack Product Code: STHMUGAGAMES Size: W7.2m x D1m x H3.2m £680</p> <p>Includes: Half Cricket Run 1-10 Number Ladder Football Skills Run</p>	
<p>11 Alphabet spiral Product Code: STHALFS Size: 4m diameter Price: £340</p>	<p>12 1-20 Spiral Product Code: STH1-20S Size: 3.3m diameter Price: £370</p>	<p>13 Piggy in the middle Product Code: STHPIGGY Size: 4m diameter Price: £90</p>	<p>14 1-10 Ladder Product Code: STHNLAD (x5) Size: 0.6 x 5m Price: £140</p>		



GRAPHIC OPTIONS

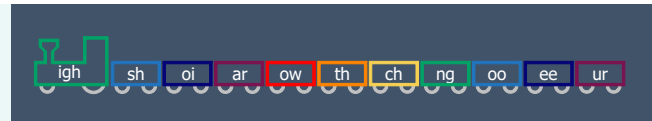
16

Cricket run
Product Code: STHCRICKR
Size: 10.5 x 2m
Price: **£240**



17

Train diagram
Product Code: STHTRAIN
Size: 12.3 x 1.2m
Price: **£320**



18

Alphabet dragon
Product Code: STHALPHDRAG
Size: 6.1 x 1.2m
Price: **£490**




19

1-20 Dragon
Product Code: STHI-20DRAG
Size: 5.3 x 0.8m
Price: **£470**




20

Solar system with names
Product Code: STHSOLAR1
Size: 10 x 1.3m
Price: **£790**



21

Solar system
Product Code: STHSOLAR2
Size: 10 x 1.3m
Price: **£500**



22

1-20/ Snake
Product Code: STHI-20SNAK
Size: 10 x 1m
Price: **£420**




23

Alphabet Snake
Product Code: STHSNAKG
Size: 13 x 1m
Price: **£440**



24

1-10 Caterpillar
Product Code: STHCATE1
Size: 4.2 x 1.3m
Price: **£210**




25

1-20 Caterpillar
Product Code: STHCATE3
Size: 8.15 x 1.25m
Price: **£390**



26

Alphabet caterpillar
Product Code: STHCATERP
Size: 11 x 1.3m
Price: **£420**



27

1-10 Solid snake
Product Code: STHSNAK2
Size: 4 x 0.4m
Price: **£220**



28

1-10 Top hat caterpillar
Product Code: STHTOPH
Size: 2.2m x 1.2m
Price: **£260**



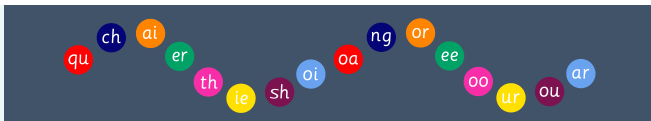
29

1-20 Top hat caterpillar
Product Code: STHTOP120
Size: 3.85 x 1.2m
Price: **£600**



30

Phonetic Circles
Product Code: STHPHONE3
Size: 0.3 x 0.3m
Price: **£330** (for set of 16)




31


1-20 Ladder
Product Code: STHNLAD
Size: 0.6 x 10m
Price: **£290**



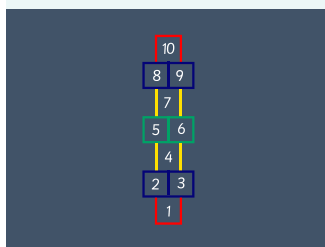
GRAPHIC OPTIONS



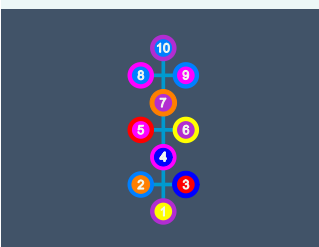
32 Solid hopscotch
Product Code: STHHOPS2
Size: 2.1 x 0.6m
Price: **£140**




33 Hopscotch outline
Product Code: STHHOPS1
Size: 3.5 x 1m
Price: **£180**



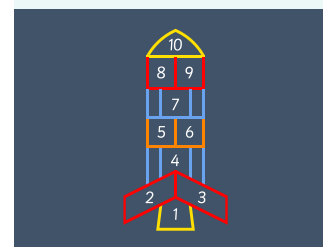
34 Circle hopscotch
Product Code: STHCIRHOPS
Size: 2.2 x 0.8m
Price: **£170**



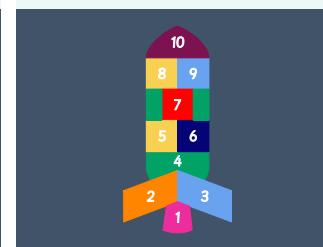
35 Solid diagonal hopscotch
Product Code: STHDIAHOPS
Size: 2.1 x 0.6m
Price: **£150**



36 Rocket hopscotch outline
Product Code: STHROCK1
Size: 3.5 x 1.8m
Price: **£190**



37 Solid rocket hopscotch
Product Code: STHROCK2
Size: 2 x 1m
Price: **£170**




38 Ladybird hopscotch
Product Code: STHLHOPS
Size: 1.5 x 2.25m
Price: **£500**



39 Numbered 1-100 grid 3m
Product Code: STH100SQ/N2
Size: 3 x 3m
Price: **£820**




40 Numbered 1-100 grid 3m
Product Code: STH100SQ/N2O
Size: 3 x 3m
Price: **£1020**



41 Numbered 1-100 grid 5m
Product Code: STH100SQ/N1
Size: 5 x 5m
Price: **£1450**



42 Numbered 1-100 grid 5m
Product Code: STH100SQ/N1O
Size: 5 x 5m
Price: **£1360**



43 36 Snakes & ladders
Product Code: STH36SN
Size: 1.9 x 1.9m
Price: **£470**




44 64 Snakes & ladders
Product Code: STH64SN
Size: 4 x 4m
Price: **£660**




45 100 Snakes & ladders
Product Code: STH100SN
Size: 5 x 5m
Price: **£900**




46 Chess board
Product Code: STHCHESW2
Size: 2.5 x 2.5m
Price: **£340**



47 Noughts 'n' crosses
Product Code: STHNOUG
Size: 2 x 2m
Price: **£30**



48 Custom logo marking
Product Code: N/A
Size: N/A
Price: **£POA**




GRAPHIC OPTIONS


49 Circular maze
Product Code: STHCMAZE
Size: 4m dia
Price: **£170**



50 Rectangular maze
Product Code: STH5X4M
Size: 5 x 4m
Price: **£210**



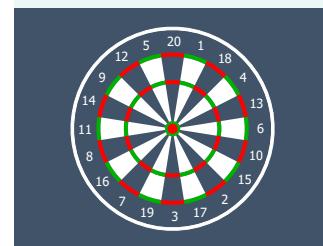
51 Clock
Product Code: STHCLOC
Size: 4m diameter
Price: **£150**



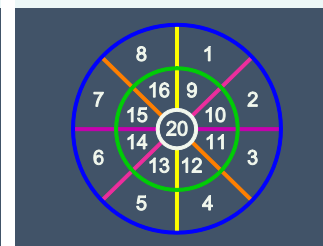
52 Number target 5
Product Code: STHTARG
Size: 4m diameter
Price: **£270**



53 Dartboard
Product Code: STHDART
Size: 4m diameter
Price: **£600**



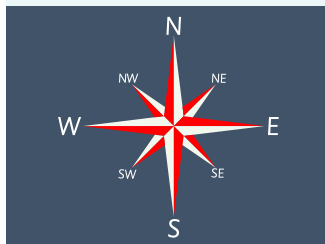
54 Number target 20
Product Code: STHNTARG
Size: 4m diameter
Price: **£310**



55 Deluxe clock
Product Code: STHCLOC2
Size: 4 x 4m
Price: **£190**



56 8 Point compass
Product Code: STHCOMP2
Size: 2.4 x 2.4m
Price: **£230**




57 British Isles
Product Code: STHBRITS
Size: 1.8 x 2m
Price: **£570**



58 World map
Product Code: STHWORLD
Size: 1.2 x 1m
Price: **£390**




63 Sum circle
Product Code: STHSUMCIR
Size: 4.6 x 4.6m
Price: **£760**




59 Dino prints
Product Code: STHDINO
Size: 0.2m each
Price: **£10** per pair




60 Shapes
Product Code: STHSHAP2
Size: 0.7m average
Price: **£40** each



61 Footsteps
Product Code: STHFOOT
Size: 0.3m each
Price: **£10** per pair



62 Flowers
Product Code: STHFLOW
Size: 0.5m diameter
Price: **£80** each




GRAPHIC OPTIONS

64 Mirror me
Product Code: STHMIRME
Size: 2.6 x 1m
Price: **£140**



65 Walk the plank
Product Code: STHWPLANK
Size: 5 x 3.3m
Price: **£300**




66 Stepping stones
Product Code: STHSTEP
Size: 0.2m each
Price: **£10** each




67 Throw lines
Product Code: STHTHRO
Size: 1.2 x 1.2m
Price: **£80** per set



68 Throw squares
Product Code: STHTHRO2
Size: 0.5m each
Price: **£120** per set



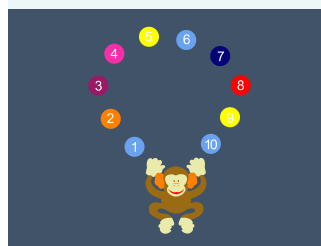
69 Shark
Product Code: STHSHARK
Size: 0.8 x 0.4m
Price: **£80**



70 Busy bee
Product Code: STHBEE
Size: 0.8 x 0.6m
Price: **£180**



71 1-10 Monkey
Product Code: STHI-10MONK
Size: 1.6 x 2.1m
Price: **£260**




72 Lion
Product Code: STHLION
Size: 0.75 x 0.75m
Price: **£200**



73 Tiger
Product Code: STHTIGER
Size: 0.75 x 0.6m
Price: **£230**



74 Giraffe
Product Code: STHGIRAF
Size: 0.7 x 1m
Price: **£190**




75 Monkey
Product Code: STHMONK
Size: 0.6 x 0.8m
Price: **£180**




76 Rainbow
Product Code: STHWEAT1
Size: 1.7 x 0.9m
Price: **£130**




77 Rain cloud
Product Code: STHWEAT9
Size: 1 x 1.2m
Price: **£130**



78 Dog
Product Code: STHDOG
Size: 0.5 x 0.7m
Price: **£17**



79 Butterflies
Product Code: STHBFLY
Size: 0.7 x 0.6m each
Price: **£100** each



GRAPHIC OPTIONS



80 Hedgehogs
Product Code: STHHEDGEH
Size: 1.1 x 0.45m
£100



81 Octopus
Product Code: STHOCTO
Size: 1 x 0.8m
£220



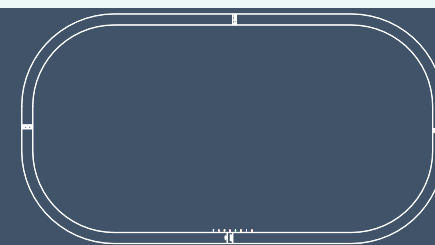
82 Frog on lily pad
Product Code: STHFROGP
Size: 0.6 x 0.5m
£110



83 Crocodile
Product Code: STHCROC
Size: 1.5 x 0.55m
£160



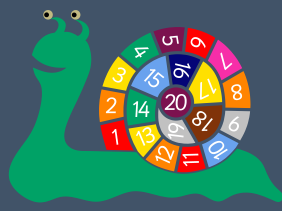
84 Daily mile 1
Product Code: STHDAILYMILE1/C-W
Size: 76 x 42m
£2840



85 Mr Wolf
Product Code: STHWOLF
Size: 4 x 8.2m
Price: **£680**



86 Number Snail
Product Code: STHNUMSNAIL
Size: 3.5 x 2.5m
Price: **£870**




87 Quiet area frog
Product Code: STHFROG2
Size: 1.4 x 0.8m
Price: **£120**



88 Treasure island
Product Code: STHTRES
Size: 6.2 x 4.1m
Price: **£730**




89 Daily mile 2
Product Code: STHDAILYMILE2/C-W
Size: 75 x 41m
£1420



90 Moon and stars
Product Code: STHMOONSTAR
Size: 0.9 x 1.3m
Price: **£110**




91 Smiley sun
Product Code: STHWEAT5
Size: 1m diameter
Price: **£110**



92 Pond
Product Code: STHPOND
Size: 4 x 2.5m
Price: **£600**



93 Daily mile 3
Product Code: STHDAILYMILE3/C-W
Size: 75 x 41m
£410



GRAPHIC OPTIONS



94 Zebra crossing
Product Code: STHZEBR2
Size: 0.5 x 0.7m
Price: **£60**



95 Roundabout
Product Code: STHRABO
Size: 1m diameter
Price: **£50**



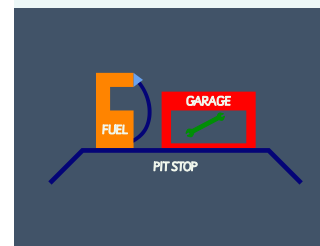
96 Traffic light
Product Code: STHTRAFF
Size: 1.2 x 0.3m each
Price: **£50** each



97 Give way sign
Product Code: STHGWS
Size: 0.6 x 0.7m
Price: **£100**



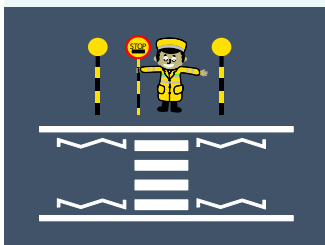
98 Pit stop
Product Code: STHPIT
Size: 2.7 x 1.2m
Price: **£270**



99 5 parking bays
Product Code: STH5PARKB
Size: 3 x 1m
Price: **£80**



100 Lollipop crossing
Product Code: STHLOLOCROS
Size: 2.4 x 1.75m
Price: **£370**



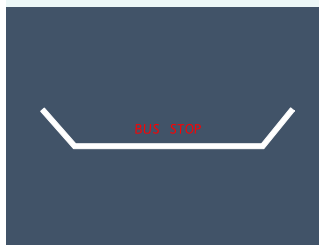
101 Lollipop man
Product Code: STHLOLLIMAN
Size: 0.8 x 0.75m
Price: **£210**



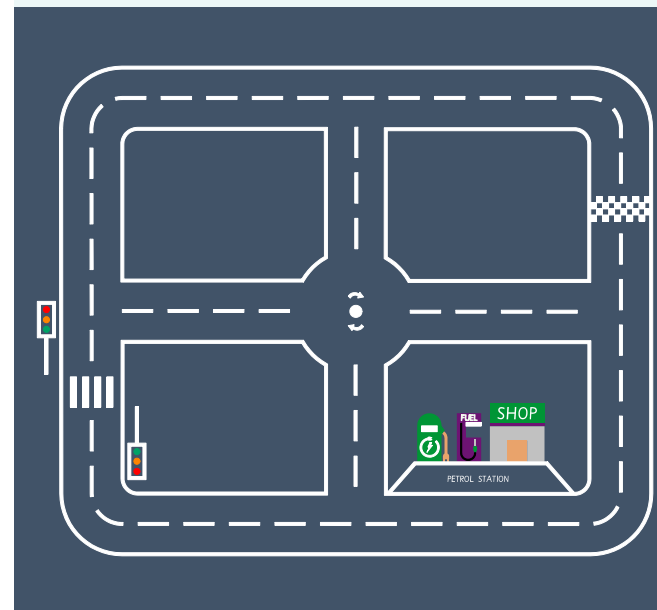
102 1m Arrow
Product Code: STHIMARRO
Size: 1 x 0.4m
Price: **£40**



103 Bus stop
Product Code: STHBUS
Size: 2.6 x 0.4m
Price: **£70**



108 Roadway 2
Product Code: STHROAD1-2
Size: 10.15 x 8.1m
Price: **£1900**



104 Roadway
Product Code: STHROAD2
Size: 10.2 x 8.1m
Price: **£20** per m



105 Chequered flag
Product Code: STHSTART
Size: 1 x 0.4m
Price: **£130**



106 School
Product Code: STHSCHO
Size: 1.22 x 0.6m
Price: **£90**



107 Shop colour
Product Code: STHSHOP
Size: 1 x 0.8m
Price: **£110**





Increasing hand to eye co-ordination is an important part of a young person's development, and our range of ball game equipment provides a fun environment to enhance physical development and encourage co-operative play.



BALL SHOOTERS


BASKETBALL NETS

NETBALL NETS

MULTI-USE GOALS

BALL WALLS

MULTI-USE COURTS



BALL GAMES



TIMBER BALL WALLS



- ▶ The Ball Wall is essential in any playground and can be used during break times, P.E lessons or sports days. This heavy duty rebound wall can have one or two sides and can be supplied plain or complete with games for football, cricket and target practice.



GUIDE PRICES

Installed into grass

£1000

Single Sided Timber Ball Wall

£1700

Double Sided Timber Ball Wall

Installed into tarmac

£1075

Single Sided Timber Ball Wall

£1800

Double Sided Timber Ball Wall

Available games

£275

Target 1-3

£275

Target 1-20

£125

Goal Posts

£150

Cricket Stumps



MULTI-USE GOALS

- ▶ As children become older their play needs start to change. Games requiring an increased element of skill that encourage healthy competition become more popular, such as netball, cricket, hockey, basketball and football become more popular. Here at Sovereign we recognise these needs and offer a multi use games wall for the sports you want to play.

INFANT MULTI-USE GOALS




GUIDE PRICES

£3225

Installed into grass

£3475

Installed into tarmac



JUNIOR MULTI-USE GOALS



GUIDE PRICES

Junior / KS2 Wooden
Goal End

£4325

Installed into grass

£4650

Installed into tarmac

Junior / KS2 Wooden
Goal End With Goal Net

£4050

Installed into grass

£4475

Installed into tarmac



SENIOR GOAL END

W: 7.2m
D: 1.09m
H: 3.73m

+12
YEARS

- This multi-use goal is ideal for sport areas and gives added versatility compared to a standard goal mouth alone. The basketball backboard and ring on this unit protrude out as you would have on a normal basketball court.



GUIDE PRICES

Goal with Timber Back

£6525

Installed into grass

£6850

Installed into tarmac



STEEL GOAL ENDS

- ▶ As children become older their play needs start to change. Games requiring an increased element of skill that encourage healthy competition become more popular, such as netball, cricket, hockey, basketball and football become more popular. Here at Sovereign we recognise these needs and offer a multi use games wall for the sports you want to play.

METAL GOAL



GUIDE PRICES

£2900

Installed into grass

£3050

Installed into tarmac

Width 2636mm
Depth 1125mm
Height 1055mm

METAL GOAL WITH HOOP



GUIDE PRICES

£4100

Installed into grass

£4225

Installed into tarmac

Width 2636mm
Depth 1125mm
Height 1055mm (top of crossbar)

Hoop Height 2100 - 3050mm
(adjustable)

METAL GOAL WITH SIDES



GUIDE PRICES

£3075

Installed into grass

£3200

Installed into tarmac

Width 7595mm
Depth 1125mm
Height 1055mm

METAL GOAL WITH HOOP & SIDES



GUIDE PRICES

£4250

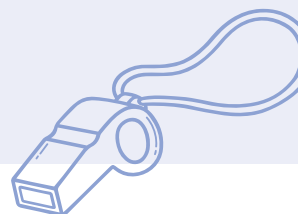
Installed into grass

£4375

Installed into tarmac

Width 7595mm
Depth 1125mm
Height 1055mm (top of crossbar)

Hoop Height 2100 - 3050mm
(adjustable)



656 / 868 METAL MUGA COURTS



GUIDE PRICES

656 Metal Muga Courts

£POA

Installed into grass

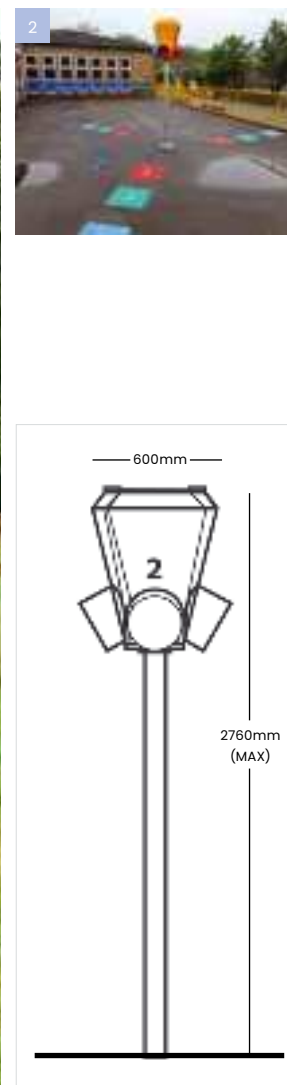
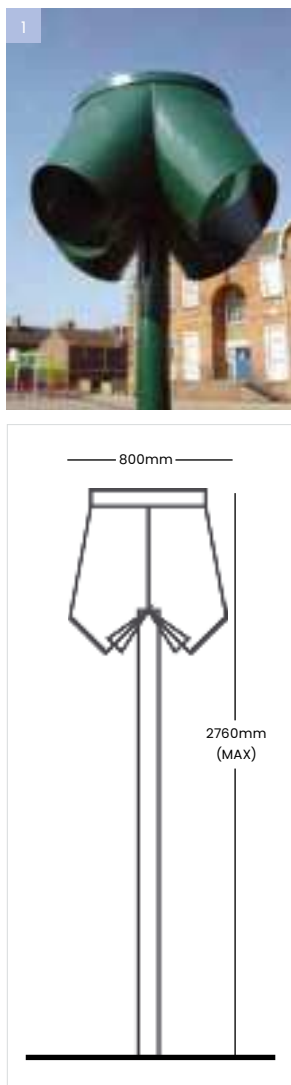
868 Metal Muga Courts

£POA

Installed into tarmac

THREE & FOUR WAY SHOOTERS

- An excellent addition to any play area, our Three and Four Way Shooters provide the opportunity for children to play and practice their throwing skills with the added fun of not knowing which exit tunnel their ball will emerge from. Designed to withstand the toughest wear and tear, they are manufactured using a steel support post to give maximum durability.



GUIDE PRICES

1. Four Way Shooter

£3850

Installed into grass

£3925

Installed into tarmac

2. Three Way Shooter

£2100

Installed into grass

£2200

Installed into tarmac



BASKETBALL & NETBALL UNITS

- Approved by England Professional Basketball, Basketball Scotland and BBL, our professional Basketball and Netball units are suitable for every child from primary up to secondary school. The Easi Shot Portable Basketball unit is ideal for primary and junior school use. It is simple and easy to use, move and store with an adjustable ring height from 1200mm to 2500mm.

1



Easi shot

2



Portable
Netball



Both Easi Shot and Professional Basketball units come complete with backboard, ring and net.

The heavy duty in ground professional unit comes with a steel support post and 1200mm extension arm that is adjustable to any height for all ages.

PLEASE NOTE

Some units come complete, others may need to be constructed or installed and finished by a skilled craftsmen.

GUIDE PRICES

1. Easi Shot Basketball Unit

£500
Supply only

2. Professional Basketball Unit

£2425
Installed into grass

£2550
Installed into tarmac



The Portable Netball unit has a heavyweight base incorporating two wheels and has a steel post and ring that is adjustable to three heights. The unit comes complete with nylon net.

GUIDE PRICES

£325
Supply only



Both adults and children need protection from the elements. Our range of colourful or natural shade and shelter solutions provide a safe haven throughout the year, come rain or shine.



PERGOLAS
QUIET AREAS
GAZEBOS
SHADE SAILS
UMBRELLA
CANOPIES
WALKWAYS

SHADE & SHELTER

PERGOLAS

WOODEN ROOF PERGOLA



For total protection from the sun, the Wooden Roof Pergola comes complete with a feather edged timber roof which provides 100% shade. Ideal for the creation of sheltered areas to play, eat and learn, this pergola can add appeal to all play spaces.

GUIDE PRICES

Installed into grass

£2700

3000mm x 2000mm

£3200

4000mm x 3000mm

£2775

4000mm x 2000mm

£3875

4000mm x 4000mm

£3025

3000mm x 3000mm

Installed into tarmac

£2975

3000mm x 2000mm

£3475

4000mm x 3000mm

£3050

4000mm x 2000mm

£4275

4000mm x 4000mm

£3325

3000mm x 3000mm

PERGOLA WITH SHADE ROOF



This pergola is fitted with shade netting to meet the perpetual needs for sun protection in areas where children are active. By securely fastening netting to each rafter, our Shade Roof Pergolas provide 60% extra protection from the sun.

GUIDE PRICES

Installed into grass

£2325

3000mm x 2000mm

£2675

4000mm x 3000mm

£2425

4000mm x 2000mm

£3000

4000mm x 4000mm

£2550

3000mm x 3000mm

Installed into tarmac

£2550

3000mm x 2000mm

£2925

4000mm x 3000mm

£2675

4000mm x 2000mm

£3325

4000mm x 4000mm

£2775

3000mm x 3000mm



POLYCARBONATE ROOF PERGOLA

- ▶ With 100% protection from the rain, this pergola comes with a bronzed polycarbonate roof, guttering and down pipes to control the flow of falling water during wet weather. The Polycarbonate Roof Pergola also provides 60% shade. The 5m span pergola comes with uprated timbers.



GUIDE PRICES

Installed into grass

£3575
3000mm x 2000mm

£3975
4000mm x 2000mm

£4175
3000mm x 3000mm

£4775
4000mm x 3000mm

£5900
4000mm x 4000mm

£10050
5000mm x 5000mm

Installed into tarmac

£3875
3000mm x 2000mm

£4275
4000mm x 2000mm

£4475
3000mm x 3000mm

£5075
4000mm x 3000mm

£6325
4000mm x 4000mm

£10825
5000mm x 5000mm

COLOURED ROOF PERGOLA



With protection from the rain above and providing 60% shade, these Pergolas come with a variety of coloured Polycarbonate Roof options, guttering and down pipes. The heavy duty pergola is ideal for the modern playground. The 5m span pergola comes with uprated timbers.

GUIDE PRICES

Installed into grass

£4525

3000mm x 2000mm

£6200

4000mm x 3000mm

£4825

3000mm x 2000mm

£6500

4000mm x 3000mm

£5225

4000mm x 2000mm

£7600

4000mm x 4000mm

£5500

4000mm x 2000mm

£8025

4000mm x 4000mm

£5250

3000mm x 3000mm

£12300

5000mm x 5000mm

£5525

3000mm x 3000mm

£13075

5000mm x 5000mm

Installed into tarmac

LEAN-TO POLYCARBONATE ROOF PERGOLA



The heavy duty pergola has become an important feature in the modern playground. With protection from the rain above and providing 60% shade, these Pergolas come with a Bronzed Polycarbonate Roof, Guttering and down pipes.

GUIDE PRICES

Installed into grass

£3400

3000mm x 2000mm

£4600

4000mm x 3000mm

£3800

4000mm x 2000mm

£5725

4000mm x 4000mm

£4000

3000mm x 3000mm

Installed into tarmac

£3700

3000mm x 2000mm

£4900

4000mm x 3000mm

£4100

4000mm x 2000mm

£6150

4000mm x 4000mm

£4300

3000mm x 3000mm



GAZEBOS

- ▶ Providing idyllic shade and shelter, a gazebo is the perfect outdoor classroom. Each structure benefits from a felted roof and a choice of either shiplap or balustrade panel surround.



GUIDE PRICES

Installed into grass

£7425

4m gazebo with shiplap sides and shelf seating

£8250

5m gazebo with shiplap sides and shelf seating

£9775

6m gazebo with shiplap sides and shelf seating

£POA

Concrete or decking base

Installed into tarmac

£7975

4m gazebo with shiplap sides and shelf seating

£8850

5m gazebo with shiplap sides and shelf seating

£10625

6m gazebo with shiplap sides and shelf seating

GAZEBO OPTIONS



GUIDE PRICES

Installed into grass

Installed into tarmac

Gazebo blinds

Additional upper shiplap side panel

£7400

4m gazebo with balustrade sides and shelf seating

£7975

4m gazebo with balustrade sides and shelf seating

£825

4m Gazebo Door Blind 1450 x 2350mm

£175

4m gazebo

£8250

5m gazebo with balustrade sides and shelf seating

£8850

5m gazebo with balustrade sides and shelf seating

£600

4m Gazebo Side Blind 1450 x 1450mm

£200

5m gazebo

£200

6m gazebo

£9775

6m gazebo with balustrade sides and shelf seating

£10625

6m gazebo with balustrade sides and shelf seating

£1000

5m Gazebo Door Blind 1800 x 2350mm

4m gazebo 800mm x 600mm chalkboard

£675

5m Gazebo Side Blind 1800 x 1450mm

£150

Supply only

£POA

Concrete base

£1100

6m Gazebo Door Blind 2265 x 2350mm

£250

Installed

£750

6m Gazebo Side Blind 2265 x 1450mm

5m gazebo 1800mm x 900mm chalkboard

£475

Supply only

£575

Installed

PLEASE NOTE

Products shown in photographs illustrate optional chalkboards inside 4m and 5m Gazebo's. Curtains are to be raised in bad weather and windy conditions. Rear side panel purchased separately.

JUMEIRAH



► Providing idyllic shade and shelter, a Jumeirah can create the perfect outdoor classroom for learning in a calming environment. Prices include the attractive balustrade or shiplap sides, felted roof, timber shelved seating and wooden deck flooring. We can also add extra height panels, chalkboards and whiteboards on request.

GUIDE PRICES

Shiplap

Shiplap

Balustrade

Balustrade

Installed into grass

Installed into tarmac

Installed into grass

Installed into tarmac

£15450

5500mm x 4000mm

£16875

5500mm x 4000mm

£15250

5500mm x 4000mm

£16700

5500mm x 4000mm

£19550

7000mm x 4000mm

£21325

7000mm x 4000mm

£19275

7000mm x 4000mm

£21125

7000mm x 4000mm

£20700

7000mm x 5000mm

£22500

7000mm x 5000mm

£20700

7000mm x 5000mm

£22500

7000mm x 5000mm

£22525

8000mm x 5000mm

£24475

8000mm x 5000mm

£22525

8000mm x 5000mm

£24475

8000mm x 5000mm




REMOVABLE WOODEN SHADE SAIL


- ▶ This removable Shade Sail is designed to be both simple to put up and take down, providing sun protection when required. Various colours available as shown below.




Colours Available:



Blue



Red



Green

GUIDE PRICES

Installed into grass

£4125
3.6m x 3.6m

£4175
5.4m x 5.4m

Installed into tarmac

£4550
3.6m x 3.6m

£4600
5.4m x 5.4m



Both durable and eye-catching, our furniture range is an ideal addition to any outdoor area and can be used to designate specific areas of learning, quiet play or just a place to 'hang out' with friends.



STORYTELLING
LITERACY & LEARNING

BENCHES

TABLES

PLANTERS

SENSORY PATHS

NATURAL PLAY ELEMENTS

OUTDOOR FURNITURE



STORYTELLING LITERACY & LEARNING

STORYTELLING CHAIR



▶ Tell me a story... The Storytelling Chair is an innovative addition to any playground quiet area. Children love listening to stories and inventing their own ones too. Storytelling helps them to develop their literacy skills, alongside social and cooperative skills and can inspire them with a lifetime's love of literature.

GUIDE PRICES

£450

Installed into grass

£475

Installed into tarmac



TOADSTOOLS



▶ Imaginative and colourful, our Toadstools provide ideal seating solutions for younger children. Supplied in sets of three, 300mm, 400mm and 500mm high.



GUIDE PRICES

£1875

Installed into grass

£1925

Installed into tarmac

SEATING OPTIONS

- Sovereign has many attractive and extremely robust seating arrangements on offer. Ideal for all locations and made from heavy duty materials, these seating options provide strong and durable solutions for children of all ages.

JUMBO BENCH



GUIDE PRICES

1200mm long x 280mm wide 3600mm long x 280mm wide

£700

Installed into grass

£750

Installed into tarmac

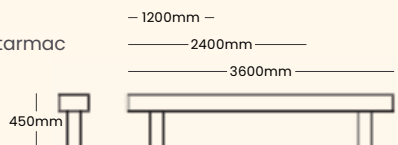
2400mm long x 280mm wide

£800

Installed into grass

£850

Installed into tarmac



TREE SEAT



GUIDE PRICES

Tree Seat to suit 500mm maximum trunk

£1350

Installed into grass

£1425

Installed into tarmac

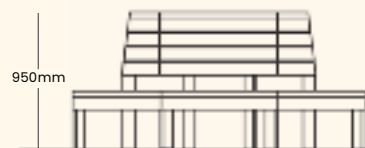
Tree Seat to suit 1000mm maximum trunk

£1400

Installed into grass

£1475

Installed into tarmac



Size: 950mm high. Backless options available.

CHESHIRE TABLE



GUIDE PRICES

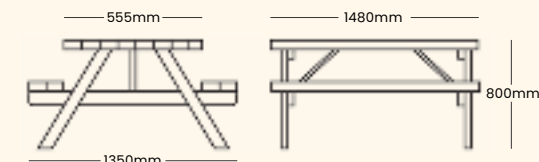
Table top 1480mm long x 555mm wide

£675

Installed into grass

£675

Installed into tarmac



EASEL BENCHES



Encourage children's creativity to flow with this innovative easel bench that can only help budding artists get to grips with their drawing skills. Comprising two 1230mm wide easels fixed into durable benching, groups and children of all ages can take part.

GUIDE PRICES

£1075

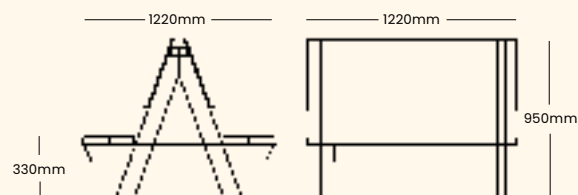
Freestanding

£1125

Installed into grass

£1275

Installed into tarmac



BUDDY BENCH



An ideal place for friends to meet, sit and chat. Sovereign's Buddy Bench provides a strong and durable solution to outdoor seating. The bench can be personally scribed; 10 letters come as standard, there is a charge if you'd like more.

GUIDE PRICES

£475

Freestanding

£725

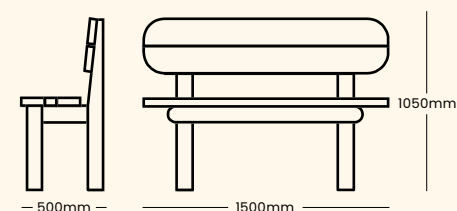
Installed into grass

£775

Installed into tarmac

£25

Personalised lettering – per letter



MAZE SEATING

- ▶ Maze Seating is a fun seating arrangement using our Simple Bench Seats. Having an imaginative pattern these benches provide a strong and durable seating solution that can be used for outdoor classrooms, a quiet area or additional seating. The outer ring is the perfect accompaniment to a stage.



GUIDE PRICES

Inner and Outer Ring
4100 x 4950mm

£4025

Installed into grass

£4600

Installed into tarmac

Outer Ring Only
4100 x 4950mm

£1875

Installed into grass

£2125

Installed into tarmac

Inner Ring Only
3410 x 2750mm

£2150

Installed into grass

£2450

Installed into tarmac



SIMPLE BENCHES

- The Simple Bench Seat is an essential addition to any playground. Whether placed on their own or in imaginative patterns, these benches provide strong and durable seating solutions.



GUIDE PRICES

1200mm long Simple Bench Seat

£350

Installed into grass

£400

Installed into tarmac

2400mm long Simple Bench Seat

£375

Installed into grass

£450

Installed into tarmac

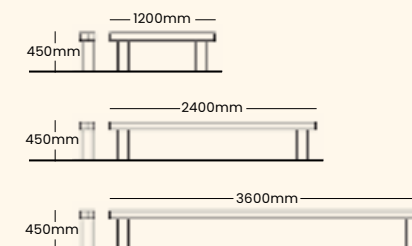
3600mm long Simple Bench Seat

£525

Installed into grass

£625

Installed into tarmac



BENCHES & TABLES

CHEVY TABLE & CHAIR SET



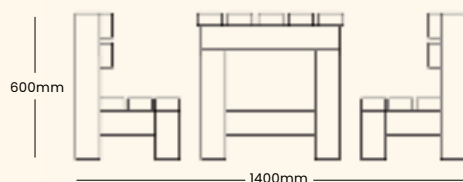
A robust, attractive table and chair set for the children, that's amazing value. Set at ideal heights for younger children, who can gather round to do lessons outdoors, or just eat their lunch and socialise. Consists of one table, two chairs and a bench.

Size: Table: 900x600x600mm, chairs: 400x400x600mm, bench: 900x400x600mm

GUIDE PRICES

£450

Freestanding (Pre-assembled)



SHERWOOD TABLES



Attractive and extremely robust, our circular, integrated picnic benches are designed to seat eight children comfortably around a 1200mm diameter table. Just the thing for alfresco lunch times.

GUIDE PRICES

£1400

Installed into grass

£1225

Installed into tarmac

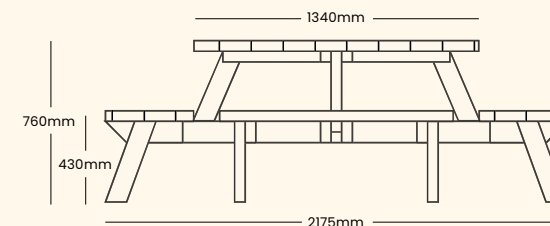
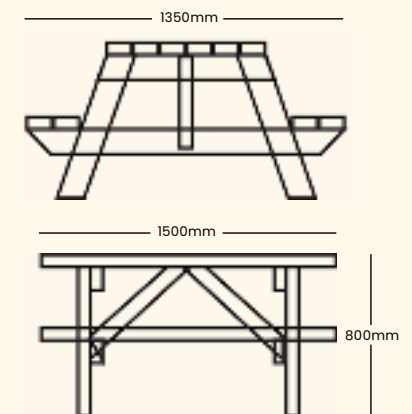


TABLE GAMEBOARDS


- ▶ Table Gameboards are perfect to draw attention away from the main hustle of the playground and are excellent for helping to create a quiet area. All Gameboards are based on our traditional Cheshire Picnic Table with purpose made colourful tops which are shatter proof, scratch resistant and UV stable.



A choice of twelve designs available which are finished with removable timber edging that allows the option of changing the games without replacing the whole table.



OPTIONS



- These large adventure boards are full of colourful graphics to encourage imaginative play, tactical gaming, fine motor skills and problem solving.

1



Chess and Draughts

2



Grand Prix Racing

3



Dinosaur Adventure

4



Maze Craze

5



3D Toy Town

6



All Aboard the Train

7



Jungle Snakes and Ladders

8



Time for Kick Off

9



Solar System

10



Space Tic-Tac-Toe and Ludo

11



Down on the Farm

12



Treasure Island Shovepenny

GUIDE PRICES £725

Supply only – flat pack 1500mm Gamesboard Table with a choice of any of the following tops:

- Chess and Draughts
- Grand Prix Racing
- Dinosaur Adventure
- Maze Craze
- 3D Toy Town
- All Aboard the Train
- Jungle Snakes and Ladders
- Time for Kick Off
- Solar System
- Space Tic-Tac-Toe and Ludo
- Down on the Farm
- Treasure Island Shovepenny

£100

Assembly Charge

£1000

Installed for any of the above into grass

£1000

Installed for any of the above into tarmac

£225

Supply only
1420 x 500mm (panel size without timber edging) Gamesboard Table Tops only to fix to existing table

£25

Supply only
Removable Timber Edging

PLEASE NOTE
Gameboard play pieces are not included.
Supply only items are supplied flat packed.
All prices are subject to minimum installation and delivery charges. All prices exclude VAT. Terms and conditions available on request.

LARGE PLANTER BOXES

RECTANGULAR PLANTER



In addition to creating tranquil seating areas, our Rectangular Planters can be used to provide attractive barriers from ball games and help to zone large play spaces. Besides providing a 'home' to flowers and plants, they also welcome a variety of herbs, fruit and vegetables, ideal for teaching children about the process of growing.

Size: 3380mm x 860mm x 600mm high.

GUIDE PRICES

£525

Supply only

£825

Installed into grass

£875

Installed into tarmac

PLEASE NOTE

Planter comes complete with a geotextile membrane fitted inside, but soil and plants are not included. Due to the weight of soil the Rectangular Planter holds, installation is recommended as above.

L-SHAPED PLANTER



This 'L' shape Planter is our largest planter box. It is perfect for both dividing a large area, or brightening up corners. The natural look of our Planter Box blends well with any type of decorative planting, it even comes complete with seating planks around the top edge for added feature.

Size: 2120mm x 2120mm x 600mm high.

GUIDE PRICES

£1000

Installed into grass

£1100

Installed into tarmac

PLEASE NOTE

Planter comes complete with a geotextile membrane fitted inside, but soil and plants are not included. Due to the weight of soil the L-Planter holds, installation is recommended as above.

SQUARE PLANTER



Our Log Planters can bring endless amounts of colour and fragrance to any dull outdoor area. Whether you want to animate your surroundings or complement an outdoor feature, our Square Planters tick all the boxes in brightening up a playground, entrance or seating area.

Size: 860mm x 860mm x 600mm high.

GUIDE PRICES

£225

Supply only

£300

Installed into grass

£325

Installed into tarmac

PLEASE NOTE

Planter comes complete with a geotextile membrane fitted inside, but soil and plants are not included.



ADDITIONAL PLANTERS

OCTAGONAL PLANTER

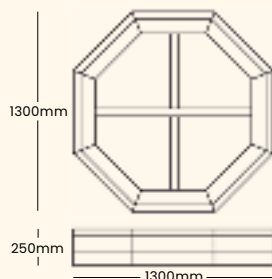


▶ With a unique octagonal shape and quartered sections, this decorative planter can be used in a number of ways. In addition to brightening up environments, it can also provide a tactile sensory alternative. Just fill up each section with a variety of materials and textures for children to explore.

GUIDE PRICES

£575
Supply only

£275
Pair of lift-off lids



READY TO GROW PLANTER



▶ Encourage children to grow their own! This attractive outdoor planter is ideal for smaller play spaces. It comes with trellis for climbing plants and six plant pots, making it perfect for flower displays and growing your own vegetables. Note: Soil and plants not included.

Dimensions (LxWxH): 1090x640x1400mm

GUIDE PRICES

£225
Supply only



▶ Safe and secure entrances, exits and boundaries not only allow children to roam and explore freely, but provide parents and teachers with peace of mind.



FENCING & GATES



MUGA FENCING



Our MUGA fencing is ideal for zoning off sports areas adding an extra level of safety to playgrounds. The timbers are uprated to match our goal ends, so can withstand the most zealous budding professional footballers, and will last years.

GUIDE PRICES

Price per metre

£225

Installed into grass

£250

Installed into tarmac

CANTERBURY FENCING



Ideal for creating reception, quiet and supervised areas, or simply to form a secure boundary to your activity area. A safe and great value type of fencing is available to you with the option of pedestrian and vehicle access gates.

GUIDE PRICES

Price per metre

£150

Installed into grass

£175

Installed into tarmac



COLOURED FENCING & GATES

COLOURED PALE FENCE PANEL



PENCILVANIA GATE



If you are looking for fencing that's secure and will brighten up any play area then we have two great options available in our colourful Coloured Pale or Pencilvania designs. Our Pencilvania is made from machine planed timber, whilst the Coloured Pale fencing has HDPE plastic pales.

GUIDE PRICES

Coloured pale fence
Price per metre

£225

Installed into grass

£250

Installed into tarmac

Pencilvania
Price per metre

£350

Installed into grass

£375

Installed into tarmac

PLEASE NOTE

Above prices are based on standard length panels and posts (not shown).

PALISADE FENCING & GATES

PALISADE FENCE PANEL



PALISADE GATE



Ideal for creating reception, quiet and supervised areas, or simply to form a secure boundary to your activity area, our traditional Palisade may be just what you are looking for. It is manufactured from machine planed timbers and finished to the highest quality.

GUIDE PRICES

Palisade fence,
Price per metre

£175

Installed into grass

£200

Installed into tarmac

PLEASE NOTE

Above prices are based on standard length panels and posts. All of our gates can be provided with metal frames upon request at an additional cost.


▶ No matter how safe the equipment, there is always a risk that a child will trip or lose their grip and fall. We take this seriously so all Sovereign's safer surfacing is designed and installed to comply fully with BS EN 1177. These surfaces range from bark chippings to full coloured wetpour. Each individual surface has its own characteristics in terms of appearance, structure and cost.



SURFACING



GRASS SAVER/ GRASS GUARD



BARK CHIPPINGS



Sovereign's grass matting surfacing is ideal for areas that require protection against erosion from foot traffic. It is perfect for both low and high level adventurous play equipment. Matting is available, tested to BS EN 1177, up to a CFH of 3m onto well kept grass.

Critical Fall Height (CFH)

The Critical Fall Height is calculated by the maximum intended height for play from which a child could fall and the ground level. The thickness and area of safer surfacing will depend on the Critical Fall Height.

All safer surfacing has been shown on each item that requires it and shows the CFH and quantity required.



Sovereign only uses a Deluxe Hardwood Chip safer surface that has virtually all the dust and fine particles removed. Designed specifically for high movement areas, it also has high fire resistance compliance to BS 4790:1987.

Installation: The Bark Chippings are usually retained using log edging. BS EN 1177 recommends that all loose fill surfacing is laid to a depth of 300mm unless the play equipment has a CFH of under 600mm, where a depth of 100mm deep surfacing can be used.

Maintenance: Regular checks for foreign objects in the bark. Bark will require regular forking and raking to maintain the required depth.

BONDED RUBBER MULCH



Colours Available:



Green



Redwood



Blue



Natural Mix



Earthtone



Long-lasting and available in a spectrum of colours, Bonded Rubber Mulch is a popular form of safety surfacing made from shredded rubber chippings. It is slip resistant, comfortable to walk on and highly versatile. The depth of surfacing required varies according to the CFH of the equipment.

Installation: Bonded Rubber Mulch can be laid in a variety of ways directly onto existing well drained worn or well kept grass areas with a geotextile underlay. By laying it this way, the surface follows the contours of the grass. Or, as an alternative, by removing the top turf layer to give a flatter finish.

Maintenance: Virtually maintenance free. There is some minor migration of the rubber with normal usage.

WETPOUR




Colours Available:




Postbox Red




Eggshell




Dark Blue



Orange



Grey




Rust



May Green



Purple




Black



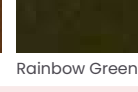
Sky Blue



Yellow



Brown



Rainbow Green




Sovereign only uses a high quality EPDM Wetpour Safer Surface that can be laid directly onto a hard, sound, existing surface, or onto pre-prepared base works. The depth of surfacing required varies according to the CFH of the equipment.

Installation: Wetpour has great versatility. As it is laid 'wet', it can be formed into imaginative shapes and also follow contours. Combinations of colours can be used to brighten up dull spaces, and inlay techniques can be used to create an attractive stimulating play environment.

Maintenance: Wetpour is virtually maintenance free and is probably the most cost-effective safer surface currently available.



ARTIFICIAL/VIVID GRASS



Colours Available:

Grey
Black
Red
Pink
Blue
Green
Purple
White



Sovereign offers a range of Artificial and Vivid Grass surfacing that can be used in a variety of circumstances. Either to meet BS EN 1177 standards or to aesthetically improve a dull grey tarmac space.

Installation: Artificial and Vivid Grass can be laid onto an existing grass or soil area, with minimal ground preparation. It can also be directly laid onto tarmac and other similar hard surfaces.

Maintenance: There are no specific maintenance requirements. A regular check for foreign objects in the fibres is recommended in the deeper surfaces, along with occasional brushing to maintain the pile.

NEEDLEPUNCH SPORT SURFACING



Colours Available:

Platinum Grey	Lavender
Black	Navy Blue
Vivid Yellow	Fjord Blue
Sunset Orange	Marine Green
Tillet Red	Grass Green
Terracotta	Olive Green
Burgundy	Ochre
	Chestnut



Needlepunch Sport Surfacing is a tactile and vibrant surface solution that provides a wide range of benefits, including improved safety, longevity, and low maintenance. This versatile surfacing is available in 15 different colours, and can have all manner of designs cut into it.

Installation: Needlepunch can be laid onto existing tarmac areas, or installed with groundworks into a grass area to ensure the best longevity.


Maintenance: As a sports surface Needlepunch is infilled with sand to make it extra hard wearing. This should be topped up occasionally. Check out our install guides for more information. A regular check for foreign objects in the fibres is recommended along with occasional brushing to maintain the pile.



Every school and nursery has bikes, scooters, outdoor games, skipping ropes, gardening tools and sandpit toys that need to be put away. Our storage products have been specifically designed to remain robust and secure to provide you with practical solutions for all outdoor belongings.

LOCKABLE BOXES

BIKE/SCOOTER
RACKS & SHELTERS



STORAGE IDEAS

PRO SHED

- Stunning Sheds boasting two flexi-glass windows to one side, a built in shelf, substantial floor and fully functioning stable doors. Ideal for storage, as a craft room or workshop. Pressure treated.



Pro Shed large
Minimum Space Required: 3000mmx2400mm
Size: 3000mmx2400mmx2225mm



Pro Shed small
Minimum Space Required: 2400mmx1800mm
Size: 2400mmx1800mmx2225mm

GUIDE PRICES

Pro Shed small

£3650

Assembled

Pro Shed large

£4500

Assembled

Optional additions

£POA

300mm work benches on 3 sides


£POA

Chalkboard with installation

PLEASE NOTE

Pro-sheds need to be positioned on a flat hard base. All prices are subject to minimum installation and delivery charges. All prices exclude VAT. Terms and conditions available on request.

STORAGE BOXES



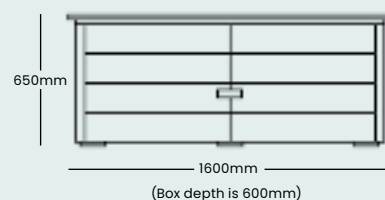
LOCKABLE STORAGE BOX



Where better to keep outdoor games, skipping ropes, gardening tools and sandpit toys than right next to where they are going to be used? Designed to keep equipment safe and secure when it's not being used, this ideally suited padlockable storage box is a must for all playgrounds.

GUIDE PRICES

£800
Supply only



WELLY STORAGE



A useful addition to any playground, our welly storage bench provides adequate storage for all those messy wellies in the removable containers provided and can be shut away for safe keeping. If that wasn't enough it doubles up as a bench to help the children put their wellies on. The bench can also be used to store a variety of other items, and notes can be kept on the chalkboard doors.

GUIDE PRICES

£1475
Supply only freestanding

Size: L540mmxW1150mmxH1550mm



BIKE & SCOOTER STORAGE

- Designed to get people mobile, our collection of bike and scooter storage provides you with a range of solutions to keep bicycles and scooters safe and secure. Whether you choose the simple yet effective Bike Hoop or orderly Wall Mounted Bike Rack, now you have no excuse not to get on your bike!



GUIDE PRICES

1. Scooter Rack – Single sided

£1075

Installed into grass

£1125

Installed into tarmac

1. Scooter Rack – Doubled sided

£1150

Installed into grass

£1200

Installed into tarmac

2. Bike Pods with 8x hoops

£1825

Installed into grass

£1475

Installed into tarmac

3. Bike Shelter with 5x hoops

£POA

Supply with installation

4. Floor Mounted Bike Rack for 12x bikes

£2500

Installed into grass

£2550

Installed into tarmac

5. Floor Mounted Bike Rack for 6x bikes

£1250

Installed into grass

£1300

Installed into tarmac

6. Bike Hoop (each)

£525

Installed into grass

£600

Installed into tarmac

7. Wall mounted Bike Rack for 6x bikes

£1300

Supply with installation

PLEASE NOTE

The bike compound and bike shelter require either a concrete base or footings. The bike pods come in green, red, yellow, and blue. Bike pods are installed onto grass using a large metal plate for weight, not fixed. All prices are subject to minimum installation and delivery charges. All prices exclude VAT. Terms and conditions available on request.



"Sovereign have a wealth of expertise to draw on and we keep going back to them for the high level service they provide. The Sales Area Managers work tirelessly to hit the brief and give us everything we ask for, whilst staying within budget. Their customer service is unrivalled and the repair packages make it easy to maintain the equipment as time goes on."

Head of Nursery

ADDITIONAL INFORMATION



WHY CHOOSE SOVEREIGN?

- Sovereign has the know-how to create and install an imaginative, stimulating and safe outdoor play area. Our experience and expertise within the education sector is second to none, and this is why designing imaginative play and learning environments for children comes naturally to us.

An adolescent's journey into adulthood begins in the playground, and our products support this growth from the early years through to Key Stages 1-4. We understand the significance of outdoor learning and integrate this with what is important for children, to develop products that directly relate to, and enhance, the National Curriculum especially within the seven areas of learning.

Our compassion and empathy enables us to deliver a personal approach that has never failed to bring our customers the best results. Our educationally – savvy national sales force works closely with our innovative Research and Development department. This enhances our natural ability to advise, design and create environments that are richly resourced with play materials for children, which in turn results in us maximising play value, safety and customer satisfaction.

A SOVEREIGN INSTALLATION CAN SATISFY ALL THE BENEFITS REGARDED AS IMPORTANT TO OUTDOOR LEARNING BY:

- Encouraging healthy and active lifestyles through giving children the opportunity to engage in physical activity, movement and exercise
- Increasing young people's confidence and well-being as well as developing their creativity and resourcefulness
- Encouraging children to interact with one another, make new friends and develop social skills
- Allowing children to experience new challenges, assess risks and manage difficult situations in a safe and supervised environment
- Supporting the development of life skills such as problem solving, rule making, trial and error and exploring new ways of doing things
- Promoting knowledge and a greater involvement in National Curriculum subjects such as Maths and English
- Providing opportunities for imaginative role play, inventiveness and adventure
- Giving children the opportunity to investigate, explore and discover the natural world



CALL US TODAY ON 01702 291129

THE IMPORTANCE OF LINKING EDUCATION & PLAY

- ▶ At Sovereign we have been delivering specialist bespoke outdoor play spaces for over 30 years and we know that a rich and varied environment is key to a child's learning and development. We know how to give children the confidence to explore and learn in a secure and safe, yet challenging outdoor space.



AN APPROPRIATE OUTDOOR SPACE THAT CAN BE EITHER:

- A physical environment
- An imaginative space
- A key learning zone

Or one that includes all these areas. Which is where the help and support of our trained consultants with the core education knowledge and design know-how to create an imaginative, stimulating outdoor area gives you faith that Sovereign is the perfect partner for you.

IT IS DURING OUR INITIAL CONSULTATION WHERE BETWEEN US WE ESTABLISH WHAT YOUR PRIMARY OBJECTIVES ARE FOR YOUR SPACE, ARE YOU LOOKING FOR:

- somewhere the children can play all year round
- A space linked directly to the specific area of the curriculum
- Something that forms part of your school improvement plan
- Meeting the needs of children of different ages in a shared outdoor space
- To improve areas highlighted by Ofsted
- Increase the number of inclusive play opportunities in your outdoor area

At Sovereign we are able to meet all of these objectives with our outstanding range of meticulously designed equipment by our own team of product designers before they are expertly crafted by us especially for you.

We have a passionate understanding of the ongoing financial pressures facing schools and education and this is reflected in our pricing which is continuously monitored to make us competitively priced in the market resulting in maximum play value for you. It makes us proud that for so long we have been able to deliver outstanding outdoor environments to thousands of grateful customers.



NO MONEY? NO PROBLEM...

Quite simply, funding can bring you the capital you need to support your project. You're at the starting post, so where next?

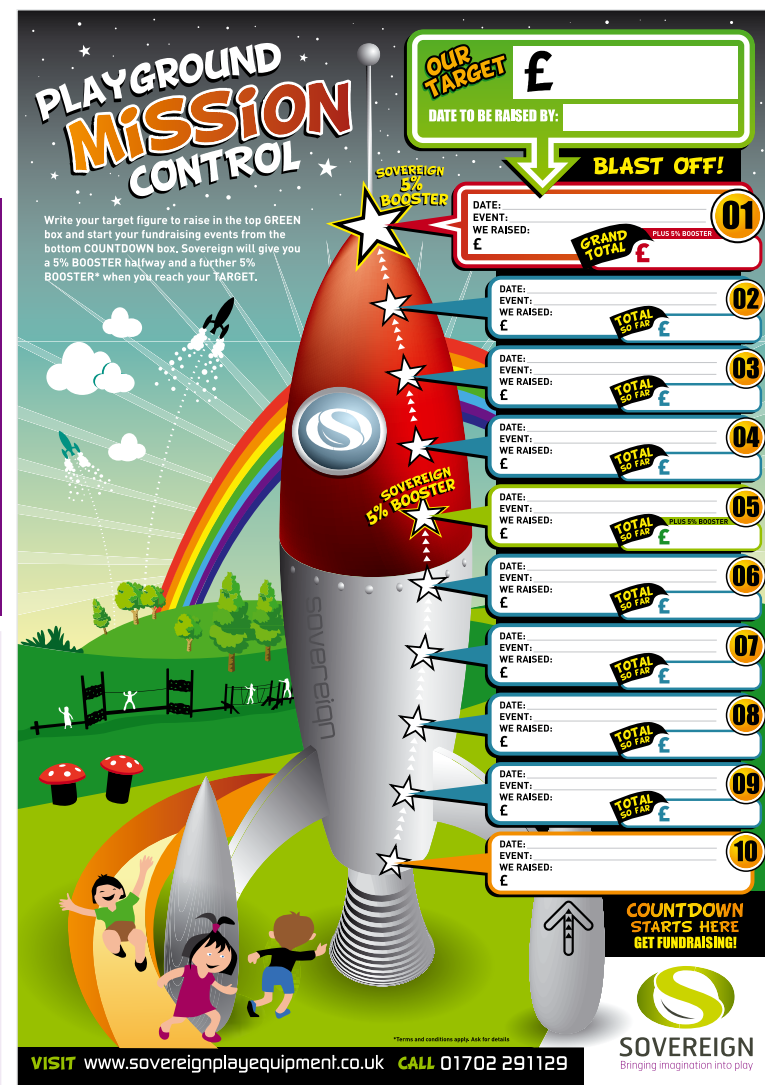


▶ WE CAN HELP YOU!

We have a proven track record in helping clients win grant applications with the use of our detailed design packs and our funding guide. Request a FREE copy of our comprehensive guide to funding featuring help on how to fill in the application forms and a full list of potential grant providers.

- ▶ If your school or nursery are fundraising for your own equipment, or the PTA need a little help, there are also great fundraising ideas within the guide. You can request a free fundraising poster to help record your progress and add extra attention to the project at hand!

- ▶ No matter how important you know the provision of play equipment to be, having no funds means no playground!



WHY MAKE THEM WAIT?

- ▶ Did you know you can order new equipment today and pay with our fantastic spread payment plan?


- ▶ The biggest constraint of developing outdoor areas is always budget. Our easy spread payment plan allows you to order today and pay over three financial budgets, all the while your children are benefiting from additional years of enjoyment and physical development.

5 REASONS TO CHOOSE A SOVEREIGN SPREAD PAYMENT PLAN:

- 01 Price Rises/Inflation**
Material costs are increasing. By selecting the payment plan the school will lock in today's price and avoid any future price increases. The payment plan is inflation-proof so the payments won't go up regardless of inflation.
- 02 Bigger Solutions, Minimal Disruption**
The school can get everything they want now instead of the items they can afford and save the disruption from multiple installations.
- 03 Fixed Payments for Financial Certainty**
The payments are guaranteed to be fixed throughout the Agreement so the Business Manager gets financial certainty which allows for accurate forward budgeting.
- 04 Pay as they Play**
Schools pay for salaries, utilities and services over spread payments as they derive the benefit from them and they can apply this to play equipment too.
- 05 Commit now, and raise funds along the way**
PTA's do an amazing job of fundraising for their schools, however for larger projects this can take a long time. Meanwhile prices increase making their job harder. Committing to a spread payment plan allows children to use the equipment now, while the PTA continue to fundraise – which is ideal for children in years 5 and 6 who can otherwise miss out on their parents contributions and hard work.



BEST VALUE ASSURED



DESIGN AND PLANNING

Our team of Area Managers are fully versed on all safety guidelines and in order to assist with the complex issues involved are able to provide a FREE consultancy and design service. We will visit and survey your site – at no cost to you – and then offer advice on the selection and layout of equipment. If required, our in-house design team will produce computer aided plans, drawn to scale. All items of equipment will be shown, using minimum use zones and areas of safer surfacing where applicable. Also included, will be a full breakdown of costs, together with installation charges. There will be information regarding prompt payment discounts and lease purchase options that are available to you. We recommend that potential customers take advantage of this free, no obligation service as we firmly believe that it brings the best results.

INSTALLATION AND SUPERVISION

All orders are produced to strict quality controls with a typical turnaround time of six to eight weeks. A complete installation service is available using our own fully trained and experienced constructors who work to the most exacting standards. However, alternatively we can deliver equipment to your site on a supply only basis together with full installation instructions. If required, a Supervisor can be provided to oversee the customer's own installation team.

HEALTH AND SAFETY

Sovereign is a member of RoSPA (The Royal Society for the Prevention of Accidents). We are also CHAS (Contractors Health and Safety Assessment Scheme) accredited.

AFTERCARE

Our Sovereign Compliance offers inspection and maintenance contracts via a national team of RPII (Register of Play Inspectors International) qualified personnel, who carry out frequent post installation inspections. Each installation comes complete with a complementary Operations and Maintenance Manual available from our website, that contains useful safety and maintenance guidelines, including check sheets for performing weekly routine inspections.

WHY CHOOSE SOVEREIGN?

- Access to our experienced and knowledgeable sales force who will undertake, at a time convenient to you, a free site visit to discuss your requirements, budgets and time scales
- A free presentation pack containing scaled designs, specifications and a full breakdown of individual costs
- Peace of mind that Sovereign is a diligent company used to working in schools, colleges, nurseries, commercial and local authority sites
- DBS (Disclosure Barring Service) checked personnel, strong warranties and a reliable after sales service.

CONTINUING IMPROVEMENT

As our policy is one of continuous improvement we reserve the right to change product specifications, prices and availability without prior notice. We will however endeavour to keep customers informed at all times.

DOCUMENT PERMISSIONS

No part of this document may be reproduced in whole or in part without prior permission from Sovereign.

TERMS AND CONDITIONS

All prices shown exclude VAT and are subject to our normal terms and conditions, available on request.



BEST VALUE ASSURED

WARRANTIES

All our main timber components are covered by a 20-year warranty covering rot and infestation.*

All our thermoplastic playgrounds markings are covered by a 5 year warranty, EPDM wet pour safer surfaces are covered by an installation warranty of 12 months, and Product warranty of 5 years.*

Our metalwork comes with a 25 year warranty against failure (metal fatigue), our metal components come with a 5 year warranty against failure.

Mulch warranty -
installation one year, product five years.*

This warranty will not apply to items sold on a Supply Only basis.

ACCREDITATIONS AND CERTIFICATIONS

Sovereign has been awarded a number of recognised accreditations and certifications. We adhere and strictly comply with British and European safety guidelines including BS EN 1176 and 1177.

Sovereign are pleased to be an FSC® (Forest Stewardship Council®) certified company. The Forest Stewardship Council® is an international non-governmental organization that promotes environmentally appropriate, socially beneficial, and economically viable management of world's forests.




QUALITY GUARANTEED

- Our main timber posts are slow grown from managed, sustainable sources and pressure treated to exacting standards.
- Our trail support posts are circular to reduce the risk of injury. With added safety in mind, they are machine rounded with chamfered edges, avoiding the risk of injury from splinters or sharp edges.
- Our metal components are either made from stainless steel or steel that has been put through pre-treatment processes to provide non-toxic, weatherproof and extreme atmospheric resistance properties.
- All our hardware is hidden with plastic caps to cover any bolt holes to protect children against potential finger traps, sharp corners and to deter vandalism.
- We only use galvanised steel core ropes that are nylon coated with hydraulically pressed ends.
- All joints and connectors are made from heavy-duty metal or moulded plastic.
- Our roof units and coloured panels are manufactured from co-extruded, high density polyethylene, which benefits from being vandal resistant, chemical resistant, UV stable, and provide excellent wipe clean surfaces.
- When installing safer surfaces, we calculate the critical fall height and install to the correct depth in accordance with BS EN 1177 standards.
- Our playground markings are made with the best product materials available for long lasting, extra reflective, free of lead and chromates and non-slip graphics.



*Normal wear and tear, acts of vandalism and accidental damage excluded.

SOVEREIGN EARLY YEARS ONLINE SHOP



DESIGNED AND BUILT BY SOVEREIGN

We have brought the same quality of our outdoor playground equipment that is known and loved throughout the play industry to this collection. Our Early Years website has everything you'll need to fully kit-out your nursery's outdoor space! From unstructured physical play to quiet reading areas, we're sure to have something for a wide range of activities.

MADE FOR EARLY YEARS SPACES

Our new equipment provides BIG fun without the need for lots of space. The children can make all the noise they want with our Chain Rattle, and splash away with our Splish Splash Tuff Tray Table. All of these items are freestanding and can be easily moved and stored away by 2 adults in the blink of an eye! View the full collection online today!

EASY ONLINE PAYMENTS

Choose the most convenient way to pay for you. We accept all major cards, checkout via Klarna, or even pay via invoice. It has never been easier to shop online with us!

Klarna.

VISA



STORAGE



PHYSICAL DEVELOPMENT

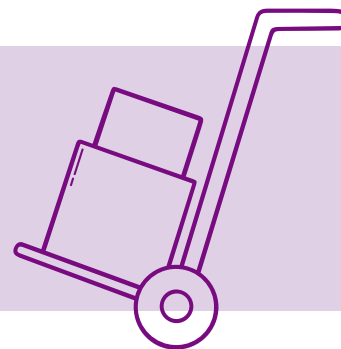


IMAGINATIVE & ROLE PLAY



SENSORY & UNDERSTANDING

SOVEREIGN EARLY YEARS ONLINE SHOP



SCAN
ME!

View our full range
online today.



White Glove Delivery Service

A RELIABLE, EASY DELIVERY EXPERIENCE.

Getting equipment from our factory to your playground has never been easier. Our white glove delivery service comes as standard with every Early Years Collection order. Thanks to investment in our own national delivery network, we can offer this unparalleled experience:



We'll remove all packaging



Delivered to exactly where you need it (not just kerbside!)



Fast manufacturing and delivery



Nominated-day delivery

Delivery to Mainland UK only. For additional information about delivery areas and times, see our [delivery policy](#) or [return policy](#) online.



OUTDOOR FURNITURE



SOVEREIGN COMPLIANCE PACKAGES



PRELONG YOUR INVESTMENT

Your play equipment is an investment and needs to be maintained to the highest standard in order to prolong its life, value and most importantly safety. For your peace of mind, our Sovereign Compliance Packages offer a complete service for the inspection, reporting and essential maintenance of outdoor and indoor play equipment. This gives you complete visibility on the status of your equipment, notifying you early on of any concerns before they become larger issues.

- Comprehensive safety and maintenance reports
- Essential maintenance and repairs included as standard
- We will inspect third party equipment as well as our own
- Two operational inspection visits per year
- Operational inspections by registered RPII Inspectors
- Outdoor and Indoor equipment catered for



OPERATIONAL INSPECTIONS

Carried out by our RPII (Register of Play Inspectors International) certified inspectors, we will thoroughly assess the condition of your play equipment and the surrounding environment, highlighting any areas of concern. Our inspectors will also review your existing weekly inspection and maintenance records.



MAINTENANCE

All our Inspectors are also fully trained in repairs and maintenance, meaning minor works will be resolved during your inspections. Works including, but not limited to:

- Replacement of caps
- Tightening of any fixtures & fittings
- Minor repairs

Additionally with Sovereign Compliance, we can supply a quotation for third party equipment.



REPORTS

After each inspection you will receive a comprehensive report detailing any concerns, along with suggested next steps. We clearly list all of your covered play equipment and with photos, highlight our findings. Our reports serve as evidence that you have a complete process in place protecting the safety of children around the equipment.



Sovereign Compliance has helped us extend the life of our playground, saving us thousands that would have otherwise gone towards refurbishments. Above all, the regimented reports put me at ease for our children's safety.

Paul Davidson Head Teacher

SCAN ME!

Find out more about our
Sovereign Compliance
Packages



DON'T JUST TAKE OUR WORD FOR IT

- From Primary Schools to Parish Councils, Pre-Schools to Parks, the projects undertaken have proved to be of great success. The testimonials just keep on coming, it is always good to hear exactly how the clients feel about their project.

DEAN BANK PRIMARY SCHOOL

Playground Development – County Durham



► Sovereign created three new play zones for the school. We accomplished the brief by filling some empty spaces where play was lacking, and varied the type and challenge in the equipment.

For the younger children we looked at a new, exciting and more challenging option. Also adding a new spider's web for imaginative play.

For the older children we added a gym zone, and a climbing zone incorporating two different climbing net elements.

"From our initial contact right through to the finished products, we have been impressed yet again with everyone's enthusiasm and professionalism. Nothing was too much trouble.

The whole process has been smooth and the results are amazing. We are delighted with the end result; the new area is fantastic and the children (and staff who all have had a sneaky go on the bumpy slide) are really enjoying using it. It has transformed our EYFS outdoor play area."

Dawn Emmerson, Business manager

SLATED ROW SCHOOL

SEN Playground Development – Buckinghamshire



► We were asked to create an exciting, imaginative, colourful and challenging new play area for children at Slated Row School with varying levels of both age and ability.

We installed a fantastic roadway area for bikes and scooters with a bridge, speed bumps and a roundabout and mini mound in the middle. For the older and more able children our amazing Sahara climbing frame in school blue colours which offers a wide variety of activities and also a fun basket swing and DDA swing for those less able to enjoy.

There were further areas of artificial grass and toadstool seating and music instruments for the children to be creative and enjoy. The school were delighted with the project from start to finish and the children love their new play areas.

"I loved the design and how quick Sovereign were with making changes and suggesting solutions to make our playground a better environment.

I would 100% work with Sovereign again and fully recommend it to other schools. Justin Mottaz in particular was extremely professional, proactive and passionate about our school having a playground which was valuable for many and makes our students happy."

Miss Zoe Baines





YOU CAN VIEW OUR FULL RANGE OF BROCHURES ON OUR WEBSITE, OR REQUEST A HARD COPY.



Head Office:

Sovereign Design Play Systems Limited

40 Towerfield Road
Shoeburyness
Southend-On-Sea
Essex, SS3 9QT

T: 01702 29 11 29

E: info@sovereignplay.com



SOVEREIGN
Bringing Imagination into Play

01702 29 11 29

EMAIL info@sovereignplay.com

VISIT sovereignplayequipment.co.uk

