








PTO Shafts for Chippers

Photo	Description/Dimensions (mm)	Profile	Cat No
	PTO Shaft 27 x 74.6 L = 860mm, L1 = 660mm 6/6 Splines 34.9mm / 34.9mm (1 3/8" - 1 3/8") Torque: 460Nm 1 x Friction Clutch	Triangle	T4-2774-66-66FC
	PTO Shaft 27 x 74.6 L = 860mm, L1 = 660mm 6/6 Splines 34.9mm / 34.9mm (1 3/8" - 1 3/8") Torque: 460Nm 1 x Shear Bolt Torque Limiter Clutch	Triangle	T4-2774-66-66SB
	PTO Shaft 30.2 x 92 L = 860mm, L1 = 660mm 6/6 Splines 34.9mm / 34.9mm (1 3/8" - 1 3/8") Torque: 830Nm 1 x Friction Clutch	Triangle	T6-3092-66-66FC
	PTO Shaft 30.2 x 92 L = 860mm, L1 = 660mm 6/6 Splines 34.9mm / 34.9mm (1 3/8" - 1 3/8") Torque: 830Nm 1 x Shear Bolt Torque Limiter Clutch	Triangle	T6-3092-66-66SB
	PTO Shaft 30.2 x 106.3 L = 910mm, L1 = 710mm 6/6 Splines 34.9mm / 34.9mm (1 3/8" - 1 3/8") Torque: 970Nm 1 x Friction Torque Overrunning Clutch	Triangle	T7-30106-71-66FOC

Explore our extensive selection today and keep your agricultural machinery running smoothly.