

*Shelbourne*  
REYNOLDS

STRIPPER HEADER




SHELBOURNE.COM





Shelbourne Reynolds Engineering Stanton Suffolk UK



# CONTENTS

INDEX	PAGE
ABOUT SHELBOURNE REYNOLDS.....	3
HISTORY / HOW IT WORKS.....	4-5
AUGER / IN CAB MONITOR.....	6-7
DRIVE SYSTEMS.....	8-9
APPLICATIONS & BENEFITS.....	10-11
STRIPPER HEADER APP / STRIPPER HEADER RANGE.....	12-13
X RANGE.....	14-17
C RANGE.....	18-19
R RANGE.....	20-22
HEMP RANGE.....	23-25
SPECIFICATIONS.....	26-27



Shelbourne Reynolds Inc Colby Kansas

## OVER FIVE DECADES OF FARM MACHINERY

FOUNDED IN 1972, SHELBOURNE REYNOLDS HAS BEEN A FIXTURE IN AGRICULTURAL EQUIPMENT MANUFACTURING EVER SINCE.

Today, we are located on the same site in Stanton, near Bury St Edmunds, Suffolk, where we were established – but our business continues to grow. Our factory now covers over 12,000 sq m of the two hectare premises on which we are based, and employs 170 people.

Here, we use the latest design software to create the machines our markets demand, and utilise some of the most sophisticated manufacturing equipment available to produce not only Stripper Headers, but also Shelbourne Powermix diet feeders, Powerspread manure spreaders, hedge & verge trimmers and a host of harvesting, livestock and groundcare machinery.

Our manufacturing technology includes CNC machining centres, laser steel cutting machines and one of the UK's largest powder coat paint facilities. All of this means we are able to create in-house, to extremely high standards, a large proportion of the components required for our equipment, using processes including machining and gear cutting to manufacture specific drives for specific applications.

With Shelbourne Reynolds equipment, there's no question of compromising machine performance or longevity by using lower spec cheaper components. That means our dealers and customers benefit from knowing that we put our name to every key component of our equipment.





# A PROVEN HISTORY IN HARVESTING EQUIPMENT

EXPERIENCE IS AN ESSENTIAL ELEMENT OF RELIABLE DESIGN, AND WITH A HISTORY OF HARVESTING MACHINERY STRETCHING BACK FOR 50 YEARS, YOU CAN BE SURE SHELBOURNE REYNOLDS HAS JUST THAT.

The development and design of the stripper header took place in the late 1980's and first sold into the USA in 1990 in Kentucky. The concept quickly gained acceptance and sales took off. Initial sales were of 20 foot machines mostly in the Eastern states where the benefits of a fast, early harvest coupled with the benefits of planting soybeans straight back into the stripped straw were quickly recognized. Machines were at the same time gaining acceptance in the rice growing states of Louisiana, Arkansas, Mississippi and Missouri. Here the benefits in terms of harvesting productivity were enormous.

The first 20 foot header sold in Kansas in 1993, was mainly as a disaster recovery tool to assist with harvest after hail storms had ripped through the wheat belt and laid large areas of crop on the ground. A 28 foot header was introduced in 1995 and once again sales surged of the wider machine as Western wheat belt farmers started to recognise the benefits of the stripped straw in their No-Till farming systems. Today the Shelbourne Reynolds stripper header range has expanded with wider headers up to 42ft with different drive systems suitable for different applications.





## HOW IT WORKS

THE BASIC CONCEPT OF THE STRIPPER HEADER IS A ROTOR FITTED IN THE FRONT OF THE HEADER THAT CONTAINS 8 ROWS OF STRIPPING FINGERS. AS THE COMBINE MOVES THE HEAD FORWARD, THE ROTOR SPINS BACKWARDS, STRIPPING THE GRAIN FROM THE CROP.


After the grain has been stripped by the rotor a series of deflectors within the header deflect the grain back into a conventional auger and pan.

This auger then moves the material to the center where it enters the feedhouse of the combine. 85% of the grain is threshed by the header meaning that the material entering the combine is predominantly grain, chaff, leaf and minimal straw.




### ADAPTOR PLATE SYSTEM

The adaptor plate system allows the header to be matched to the combine brand / model with a bolt in adaptor plate which we have designed to suit most modern combines.



### STRIPPING ROTOR

At the heart of today's header is the 24" diameter stripping rotor that contains 8 rows of spring stainless steel stripping fingers that run the full width of the header. The keyhole shaped area at the base of the fingers is critical to the stripping process.






AUGER

The auger operates at a fixed speed between 150rpm and 200rpm depending upon the combine output speed and is driven via a mechanical slip clutch.

The auger is fitted with specially shaped center mounted spiral paddles, these feed the grain rearwards into the feederhouse from the header.



SEED SAVER  
STRIPPING FINGERS

The stripping fingers are made of a sprung stainless steel with composite support backing finger. The fingers have a flange tip which provides greater resistance to wear and gives either an aggressive or non-aggressive side.



Aggressive with the cups facing up aid in the stripping of hard threshing varieties.



Non-Aggressive with cups facing down provides a more selective stripping action and is suitable for crops such as rice & grass seed.


A combination of aggressive & non-aggressive in alternate rows can be used as an intermediate position for crops such as soft wheat & barley.

HEMP / SPECIALITY FINGER

The hemp finger has been developed to accommodate for the larger stalks using a wider hardox stripping element with 12 teeth per section and a composite support.



A polyurethane finger is available for narrower spaced hemp and specialty crops.



IN CAB MONITOR

THE IN CAB DISPLAY ALLOWS THE OPERATOR TO MONITOR BOTH THE ROTOR & AUGER SPEED OF THE HEADER.

A built in alarm system can be set to notify the operator if the RPM drops below a percentage drop or a specified figure amount of either the rotor or auger speed.

- Rotor Speed
- Auger Speed
- Hour Count
- Suction Ram Mount





# VARIABLE SPEED DRIVE

Models XCV & CVS - Recommended For Combines With Fixed Speed Feeder Drive System

THE VARIABLE SPEED DRIVE SYSTEM IS ADJUSTED HYDRAULICALLY BY THE COMBINE.

Using the combines hydraulics the rotor speed can easily be adjusted in cab by the operator to match the harvesting conditions.

- Heavy duty self tensioning variable speed belt
- 3 ramp posi-torque cam with high capacity spring
- Hydraulically actuated speed adjustment
- 3 variable speed ranges -  
(may vary with combine spec)  
430 to 580 rpm  
500 to 690 rpm  
660 to 790 rpm
- Fixed low maintenance rear pulley





# HTD HIGH TORQUE DRIVE

Models XCS, XRS, CSD & RSD - Recommended For Combines With Variable Speed Feeder Drive System

THE HIGH TORQUE DRIVE SYSTEM ALLOWS MAXIMUM POWER TRANSMISSION TO THE STRIPPING ROTOR VIA A HIGH TORQUE TIMING BELT SYSTEM.

The speeds can be adjusted by swapping a combination pulleys and tensioning the belt by adjusting the pivoting gearbox which maximizes the overall belt wrap. Its overall design is simple and requires minimal maintenance. The variable speed combine header drive can also be used to change header speed.

- High torque timing belt
- 4 fixed speeds (may vary with combine spec)
- Speed range 400-800rpm (may vary with combine spec)
- 3 x pulleys 56t (10") 64t (11 1/2") & 73t (13")
- Sprung pivoting gearbox for belt tension
- Minimal moving parts / low maintenance







# APPLICATIONS & BENEFITS

## GENERAL WHEAT HARVEST

The Shelbourne stripper header has been developed to reduce the quantity of straw taken into the combine, therefore significantly increasing harvesting capacity.

## WHEAT HARVEST / DOUBLE CROP SOYBEAN PLANTING

A stripper header enables the farmer to harvest between 1 and 2 weeks earlier than normal and at a higher moisture level and then plant new soybeans earlier into the stripped straw.

Stripped straw provides a significantly more favourable planting environment because the planter no longer has to penetrate a thick mat of chopped straw left by a conventional cutterbar header. Significantly better seed to soil contact can be expected, which in turn leads to better germination.



**Earlier Cereal Harvest =**

**1) Better Quality Wheat 2) Earlier Double Crop Bean Planting 3) Higher Soybean Yield**

## LODGED & WEATHER DAMAGED CROPS

Because of the rearward rotation of the stripping rotor it is able to pick haled & lodged crops up off the ground. Under such conditions straw intake is kept low and so both productivity and crop recovery are significantly improved.

## DRYLAND WHEAT RESIDUE / MOISTURE MANAGEMENT

Rather than cutting the field low to the ground as with a conventional header, a stripper header leaves standing residue. This standing straw has tremendous

conservational value. Moisture conservation through snow trap and ground shading have come to mean the difference between a successful crop and a failure for many farmers. Standing straw provides an ideal no-till planting environment and is often utilized by farmers to benefit their following crop rotations. **Note: In certain situations where a wheat crop follows corn in the rotation, finger damage may occur if large non de-composed corn stalks are present.**



▲ Straight cut stubble - Moisture 3" from surface



▲ Stripper head stubble - moisture 1" from surface



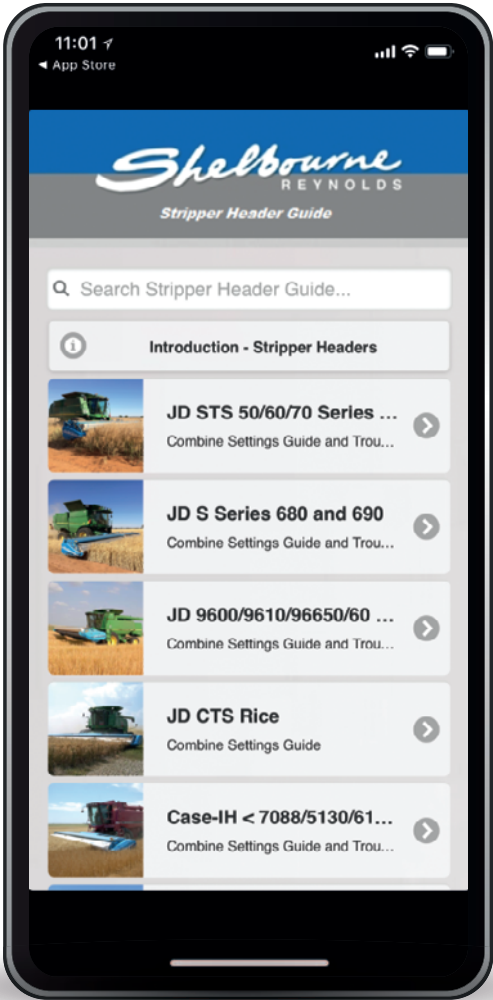


# DOWNLOAD THE STRIPPER HEADER APP

SCAN THIS QR CODE:



Or visit your App Store  
and search Shelbourne  
Reynolds



## X-RANGE

CEREALS / RICE

Size: 32-42ft (9.6-12.8m)

Adaptor: Pivoting

Offset: Centred



## C-RANGE

CEREALS / WARM SEASON  
GRASS

Size: 12-32ft (3.6-9.6m)

Adaptor: Fixed

Offset: Centred



## R-RANGE

RICE / GRASS

Size: 12-32ft (3.6-9.6m)

Adaptor: Fixed

Offset: Centred



## HEMP & SPECIALITY RANGE

HEMP

Size: 8-20ft (2.4-6m)

Adaptor: Fixed

Offset: Centred








# X RANGE - CEREAL CROPS

LARGER CAPACITY COMBINES & LARGER SCALE FARMING IN NORTH AMERICA, AUSTRALIA & EASTERN EUROPE HAS PROMPTED THE NEXT GENERATION OF STRIPPER HEADER.


MODEL	SIZE	DRIVE	CROP	GAUGE WHEELS	ROTORS	NO. OF SKIDS
XCV32	32ft (9.6m)	VARIABLE SPEED	CEREALS	STANDARD	3	4
XCV36	36ft (10.8m)	VARIABLE SPEED	CEREALS	STANDARD	3	4
XCV42	42ft (12.6m)	VARIABLE SPEED	CEREALS	STANDARD	3	4
XCS32	32ft (9.6m)	HIGH TORQUE (HTD)	CEREALS	STANDARD	3	4
XCS36	36ft (10.8m)	HIGH TORQUE (HTD)	CEREALS	STANDARD	3	4
XCS42	42ft (12.6m)	HIGH TORQUE (HTD)	CEREALS	STANDARD	3	4
XRS36	36ft (10.8m)	HIGH TORQUE (HTD)	RICE	N/A	3	4
XRS42	42ft (12.6m)	HIGH TORQUE (HTD)	RICE	N/A	3	4



4 x Adjustable Skid Plates With Bolt On Stainless Steel Liners

3 Piece Rotor

Adjustable Crop Deflector



Drive End

Idle End

Adjustable Spring Loaded Gauge Wheel

Positive Feed With Auger Paddle System

Spring Loaded Pivoting Adaptor Plate System

Access Steps

Auger Inspection Panels






# X RANGE - RICE CROPS

RICE IS GENERALLY CONSIDERED AS ONE OF THE HARDEST CROPS TO HARVEST DUE TO THE HARVESTING CONDITIONS AND THE ABRASIVE NATURE OF BOTH THE GRAIN & STRAW. THE XRS RANGE HAS BEEN DEVELOPED FROM THE STANDARD X RANGE IN COMBINATION WITH THE RSD RANGE.

## BENEFITS

A major benefit of the stripper header in rice would be the ability to increase ground speed and therefore combine capacity by decreasing the amount of straw into the combine. Capacity can also be increased in adverse conditions such as lodged rice by up to 100% due to the rotation of the stripping rotor.

Because a high percentage of the crop is pre-threshed by the header, the combine can be set to be less aggressive. This has led to improved milling grades and considerable fuel savings due to the reduction of unnecessary bulk intake to the combine.



10 Spring Heavy Duty Auger Clutch



Sprung Gauge Wheels (XRS N/A)



Large Headers Have Split Auger (32ft N/A)



## FEATURES

- HTD (High Torque Drive) drive system to provide maximum torque for high yielding rice where minimal adjustment is required
- Pivoting adaptor to allow the header to flex laterally
- Stainless steel crop deflector for improved wear resistance
- Stainless steel auger floor for improved feeding with high wear resistance
- Heavy duty auger flighting for improved wear resistance






# C RANGE - CEREAL & WARM SEASON GRASS

MODEL	SIZE	DRIVE	CROP	ROTORS	OFFSET	NO. OF SKIDS
CVS16	16ft (4.8m)	VARIABLE SPEED	CEREALS/GRASS	2	CENTRED	2
CSD16	16ft (4.8m)	HIGH TORQUE (HTD)	CEREALS/GRASS	2	CENTRED	2
CVS20	20ft (6.0m)	VARIABLE SPEED	CEREALS/GRASS	2	CENTRED	2
CSD20	20ft (6.0m)	HIGH TORQUE (HTD)	CEREALS/GRASS	2	CENTRED	2
CVS24	24ft (7.2m)	VARIABLE SPEED	CEREALS/GRASS	2	CENTRED	2
CSD24	24ft (7.2m)	HIGH TORQUE (HTD)	CEREALS/GRASS	2	CENTRED	2
CVS28	28ft (8.4m)	VARIABLE SPEED	CEREALS/GRASS	2	CENTRED	4
CSD28	28ft (8.4m)	HIGH TORQUE (HTD)	CEREALS/GRASS	2	CENTRED	4
CVS32	32ft (9.6m)	VARIABLE SPEED	CEREALS/GRASS	2	CENTRED	4
CSD32	32ft (9.6m)	HIGH TORQUE (HTD)	CEREALS/GRASS	2	CENTRED	4

THE FIXED FRAME CEREAL RANGE IS AVAILABLE WITH TWO DIFFERENT DRIVE SYSTEMS, THE VARIABLE SPEED (CVS) OR HIGH TORQUE STEP DRIVE (CSD).



Drive End

Adjustable Skid Plates

2 Piece Rotor

Adjustable Crop Deflector

Idle End

Positive Feed With Auger Paddle System

Adaptor Plate System With Pitch Adjustment






# R RANGE - RICE & GRASS SEED

THE RICE RANGE IS AVAILABLE FROM 12ft (3.6m) TO 32ft (9.6m). IT FEATURES A FIXED FRAME AND ADAPTOR PLATE SYSTEM. THE MODELS ARE DESIGNED TO SUIT REQUIREMENTS TO HARVEST BOTH RICE AND GRASS SEED CROPS.

MODEL	SIZE	DRIVE	CROP	ROTORS	OFFSET	NO. OF SKIDS
RSD16	16ft (4.8m)	HIGH TORQUE (HTD)	RICE/GRASS	2	CENTRED	2
RSD20	20ft (6.0m)	HIGH TORQUE (HTD)	RICE/GRASS	2	CENTRED	2
RSD24	24ft (7.2m)	HIGH TORQUE (HTD)	RICE/GRASS	2	CENTRED	2
RSD28	28ft (8.4m)	HIGH TORQUE (HTD)	RICE/GRASS	2	CENTRED	2
RSD32	32ft (9.6m)	HIGH TORQUE (HTD)	RICE/GRASS	2	CENTRED	2

## BENEFITS

- Harvest lodged crops
- Cleaner seed sample
- Improved seed recovery
- Reduce fuel consumption
- Selective seed harvest



Adaptor Plate System  
With Pitch Adjustment



▲ High Strength Modular Rotor  
With 2mm Seed Saver Fingers



HTD Drive 420-800rpm



## KEY FEATURES

- Hardened edge auger flighting
- Stainless steel lined top hood
- Stainless steel lined crop deflector
- Wear resistant auger floor





### STRIPPING GRASS SEED

The stripper header has revolutionised harvest for many grass seed producers around the world. The header's ability to comb lodged crops of ryegrass and fescue off the ground and strip the seed without taking much of the green stem into the combine increases harvesting capacity by up to 50%. Because the combine has less foreign material to process the seed, recovery rates generally improve along with the quality of the seed sample.



## HEMP / SPECIALITY RANGE

A MODIFIED VERSION ON THE POPULAR CVS STRIPPER HEADER MODEL PROVIDES A PLATFORM SUITABLE FOR HARVESTING HEMP AND OTHER SPECIALITY CROPS WHERE LEAVES AND FLOWER BUDS ARE HARVESTED.

Headers are available from 8ft (2.4m). The main drive for the header is the proven variable speed drive which is used on both the C and X ranges. The 8ft CLH8 is a special build lightweight header built without a back plate or adaptor system.

CVS headers are available as a mechanical or hydraulic drive with centre or right hand discharge configurations for headers up to 20ft (6.0m).

MODEL	SIZE	DRIVE	DISCHARGE	ROTORS	OFFSET
CLH08	8ft (2.4m)	V-BELT	CENTRAL OR RH	1	CENTRED
CVS12	12ft (3.6m)	VARIABLE SPEED	CENTRAL OR RH	1	CENTRED
CVS16	16ft (4.8m)	VARIABLE SPEED	CENTRAL OR RH	2	CENTRED
CVS20	20ft (6.0m)	VARIABLE SPEED	CENTRAL OR RH	2	CENTRED
CVS24	24ft (7.2m)	VARIABLE SPEED	CENTRAL	2	CENTRED
CVS28	28ft (8.4m)	VARIABLE SPEED	CENTRAL	2	CENTRED
CVS32	32ft (9.6m)	VARIABLE SPEED	CENTRAL	2	CENTRED



# KEY FEATURES



LOADER / LINKAGE MOUNTING  
(CONVEYOR SYSTEMS SUPPLIED VIA A THIRD PARTY)



RH Discharge Auger



Hydraulic Drive - Requires An Oil Flow Of  
90-100 Litres/Min

SHELBOURNE STRIPPER HEADERS HAVE BEEN USED GLOBALLY FOR HARVESTING HEMP LEAVES, FLOWERS & BUDS FOR A NUMBER OF YEARS.



FORAGER MOUNTING - AVAILABLE FOR DIFFERENT FORAGE HARVESTERS, CONTACT SHELBOURNE REYNOLDS FOR MORE INFORMATION

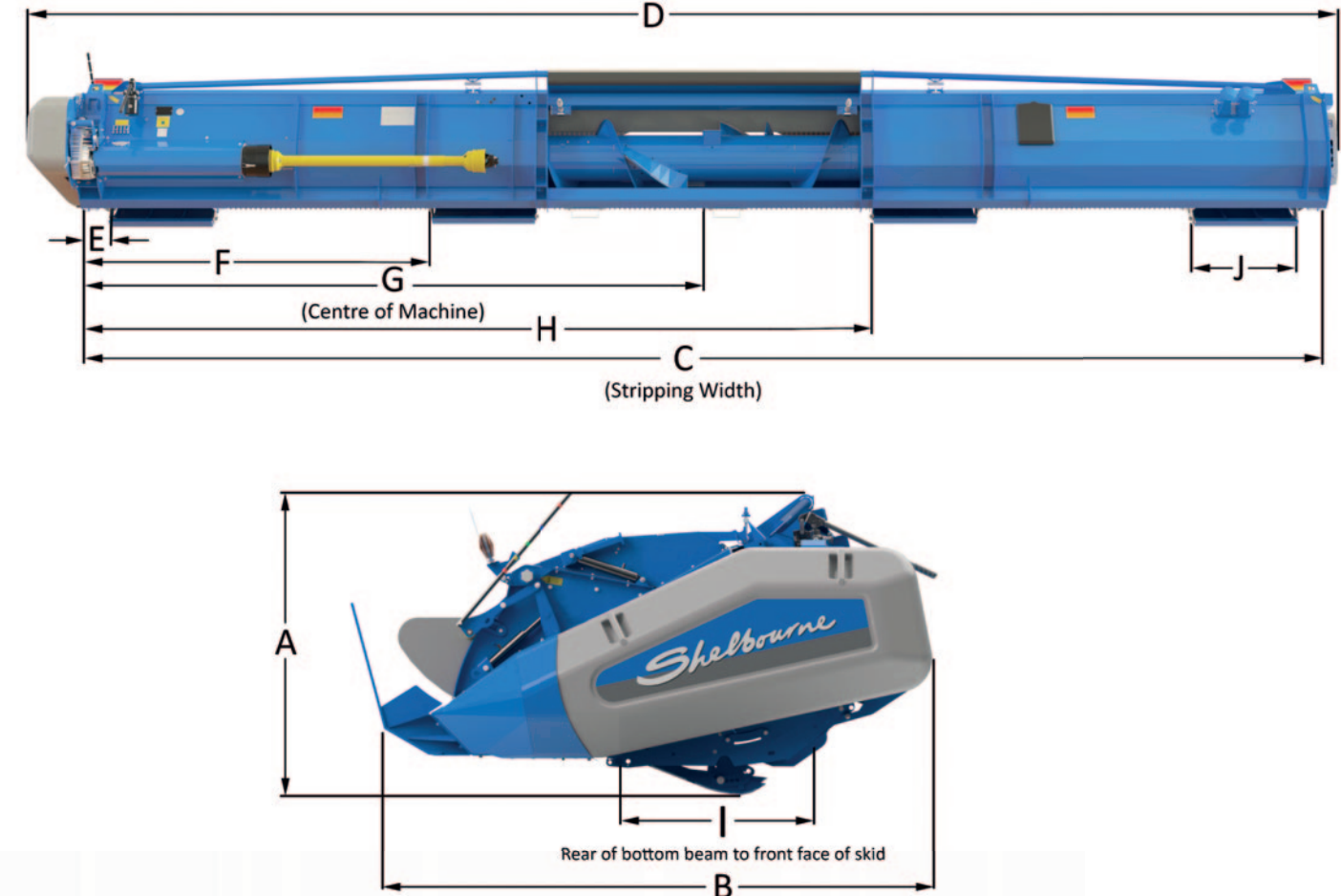
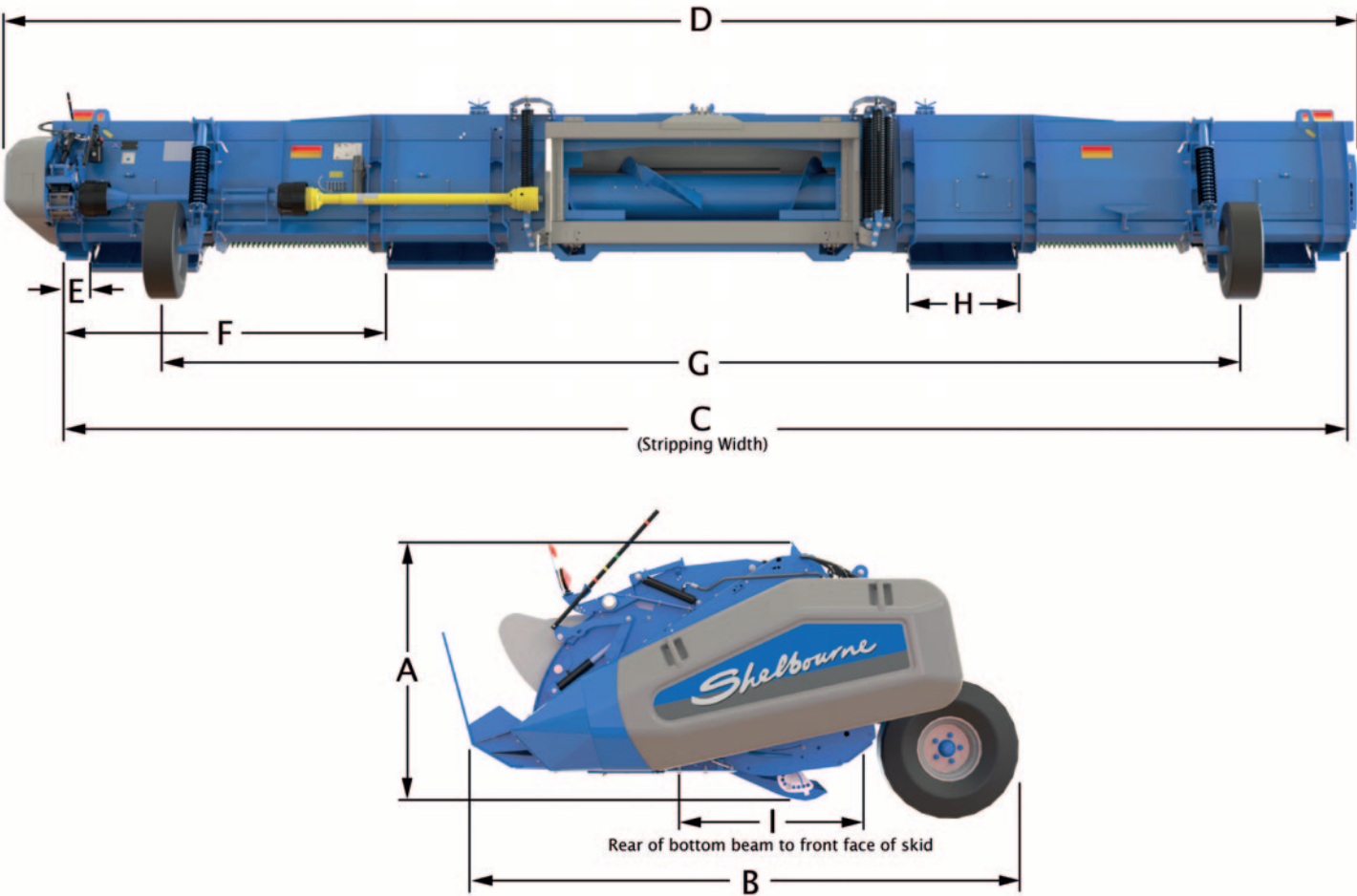


Central Feed



The action of the stripping rotor combs through the fibrous stalk removing the seeds, buds & leaves with little damage to the fragile crop and therefore maximizing the CBD oil content available.





MODEL	A	B	C	D	E
XCV/XCS32	1233mm 4'1"	2670mm 8'9"	9636mm 31'7"	10080mm 33'1"	584mm
XCV/XCS36	1233mm 4'1"	2670mm 8'9"	10836mm 35'7"	11280mm 37'	584mm
XCV/XCS42	1233mm 4'1"	2670mm 8'9"	12636m 41'5"	13080mm 42'9"	584mm
XRS36	1233mm 4'1"	2670mm 8'9"	10836mm 35'7"	11280mm 37'	584mm
XRS42	1233mm 4'1"	2670mm 8'9"	12636mm 41'5"	13080mm 42'9"	584mm

MODEL	F	G	H	I	WEIGHT
XCV/XCS32	2446mm	7961mm 26'1"	816mm	742mm	4020kg 8863lbs
XCV/XCS36	3046mm	8311mm 27'3"	816mm	742mm	4280kg 9436lbs
XCV/XCS42	3946mm	10111mm 33'2"	816mm	742mm	4690kg 10440lbs
XRS36	3046mm	N/A	816mm	742mm	4280kg 9436lbs
XRS42	3946mm	N/A	816mm	742mm	4690kg 10440lbs

**Note:** Weights of XRS machines may vary with specification

MODEL	A	B	C	D	E	F
CVS/CSD/RSD16	1152mm 3'9"	2335mm 7'7"	4800mm 15'9"	5230mm 17'2"	182mm	N/A
CVS/CSD/RSD20	1152mm 3'9"	2335mm 7'7"	6000mm 19'8"	6470mm 21'3"	182mm	N/A
CVS/CSD/RSD24	1152mm 3'9"	2335mm 7'7"	7200m 23'7"	7670mm 26'2"	182mm	N/A
CVS/CSD/RSD28	1152mm 3'9"	2335mm 7'7"	8400m 27'7"	8870mm 29'1"	182mm	1788mm
CVS/CSD/RSD32	1152mm 3'9"	2335mm 7'7"	9600m 31'6"	10070mm 33'	182mm	2288mm

MODEL	G	H	I	J	WEIGHT
CVS/CSD/RSD16	2412mm	N/A	775mm	418mm	1860kg 4100lbs
CVS/CSD/RSD20	3012mm	N/A	775mm	818mm	2120kg 4674lbs
CVS/CSD24	3612mm	N/A	775mm	818mm	2370kg 5225lbs
CVS/CSD28	4212mm	5219mm	775mm	818mm	2950kg 6504lbs
CVS/CSD32	4812mm	5719mm	775mm	818mm	3100kg 6864lbs
RSD24	3612mm	N/A	775mm	818mm	2370kg 5225lbs
RSD28	4212mm	N/A	775mm	818mm	2950kg 6504lbs
RSD32	4812mm	N/A	775mm	818mm	3100kg 6834lbs



PROVEN  
TRUSTED  
WORLDWIDE



SHELBOURNE REYNOLDS  
ENGINEERING LTD.

SHEPHERDS GROVE, STANTON,  
BURY ST EDMUNDS,  
SUFFOLK, IP31 2AR, UK

T: 01359 250415  
SALES@SHELBOURNE.COM

SHELBOURNE REYNOLDS  
INC.

1250 SOUTH COUNTRY CLUB DRIVE  
COLBY, KANSAS,  
67701, USA

T: 01 785 462 6299  
COLBY@SHELBOURNE.COM



FIND US:



SHELBOURNE.COM