

# Product range & news 2025



# Where farming starts

Together with farmers all over the world, we have spent the last three generations creating machines that make any farmland find its full potential. The high quality Väderstad planters, seed drills and tillage equipment give farmers a head start by covering more ground in shorter time without losing perfection.

Together we make you an even more successful farmer.



The Väderstad Group consists of Väderstad AB, Väderstad Industries Inc., Väderstad Components AB and Väderstad Farm AB. We are represented in 40 countries, partly through 15 fully owned sales companies, and partly through importers.

Väderstad AB  
Seed drills  
Planters  
Tillage equipment



Väderstad Industries Inc.  
Air seeders



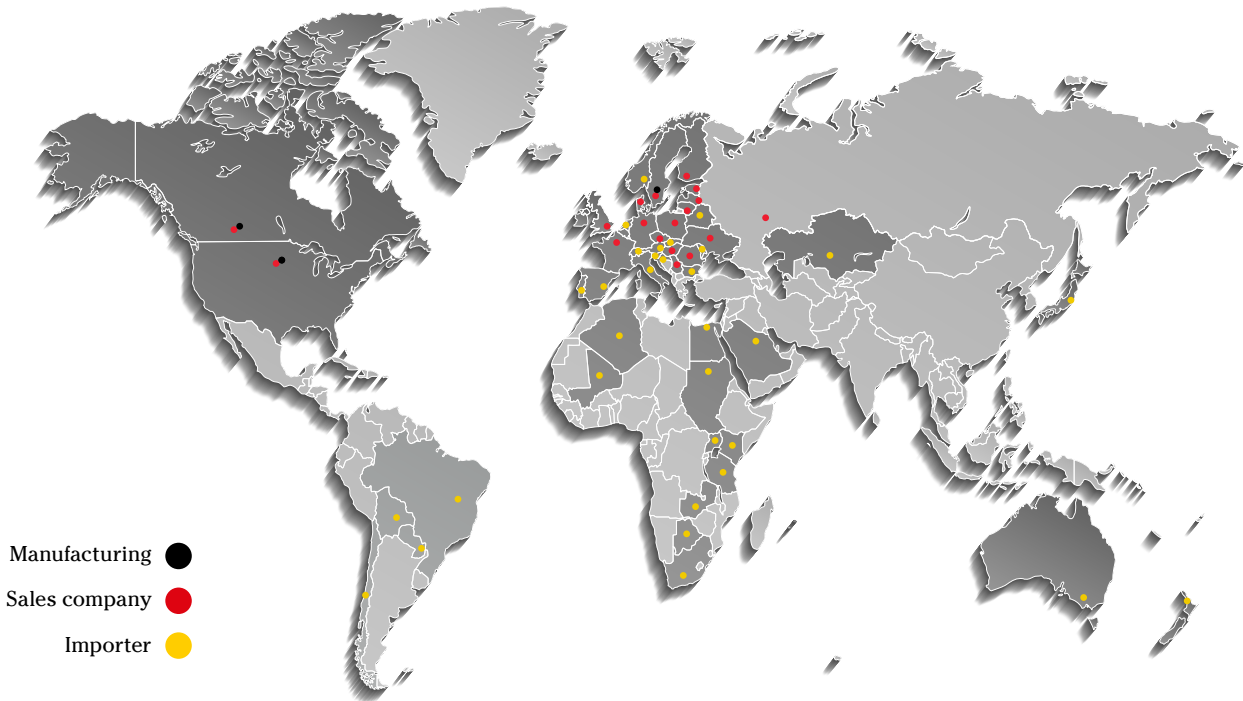
Väderstad Inc. Wahpeton  
Seed drills  
Tillage equipment  
Air seeders



Väderstad Components AB  
Discs, points and packers



Väderstad Farm AB  
Farming





# Carrier 300-400

Carrier 300-400 is a rigid disc cultivator available in 3, 3.5 and 4 metre working widths. The frame provides a stable and durable machine that sits very close to the tractor, saving on front ballast and reducing the compaction risk.



Carrier 300-400 mixes in residues, and leaves a perfectly levelled working result.

## **Impressive weight per disc**

To increase the weight, Carrier 300-400 can be equipped with additional weight packages. This results in a weight per metre higher than any competitor's machine in the same segment. You benefit from a greater penetration force and exceptional working results in all field conditions.

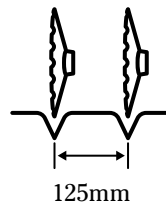
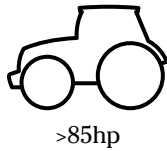
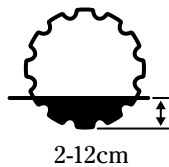
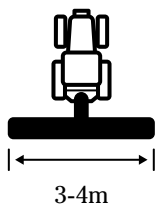
## **Great mobility**

Carrier 300-400 is mounted on the three-point linkage, offering ease of operation and great manoeuvrability. You benefit from a small turning radius on headlands and convenient transport between fields.

## **Trailed or mounted – you choose**

Equipped with the packer RubberRunner, Carrier 300-400 can be delivered as a trailed version. This takes weight off the tractor and reduces the lifting requirement. The weight is distributed between the tractor and the disc cultivator, which in turn reduces the soil compaction rate.





# No compromises



BioDrill turns Carrier into a seed drill.



Carrier 300-400 can be equipped with weight packages resulting in up to 800kg/m.



Carrier 300-400 can be delivered as either a trailed or mounted machine.

## Discs



450mm  
CrossCutter Disc



450mm  
CrossCutter Disc  
Aggressive



450mm Disc



470mm TrueCut

## Packers Mounted



Single SteelRunner



Single SoilRunner



RubberRunner



CageRunner

## Packers Trailed



RubberRunner

## Rear tools



Following harrow

# Carrier XT 425-625 – mounted

The mounted models of Carrier XT 425-625 is a foldable disc cultivator with discs positioned in an x-shape, available in 4.25, 5.25 or 6.25 metre working width. It has excellent contour following and impressive penetration ability for its weight.



## **Adjustable disc angles**

A main feature of Carrier XT is its hydraulically rotating disc axles. Thereby Carrier XT is able to optimize the cut-out performance at shallow depth, while increasing the depth precision at deeper working depths. By increasing the disc angle towards the soil, the disc will increase its penetration ability. By changing the tilting angle of the disc, the cut-out surface is shifted.

As a result, Carrier XT has the ability to optimize the disc angles to its working depth. For the farmer, this is seen in a full cut-out at shallower working depth, as well as an excellent depth keeping and reduced soil flow at deeper working depths. Both of these factors contribute to a lower diesel consumption.

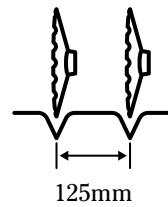
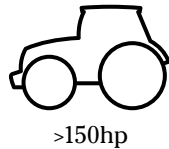
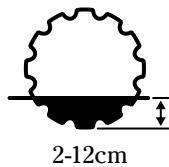
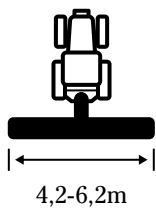
## **X stands for x-disc**

The discs are positioned in an x-shape, which enables the lateral forces to cancel each other out. The x-disc format guarantees that the machine will always run dead straight behind the tractor. This saves diesel but is also essential when using a GPS guidance system or when driving in hilly conditions.

## **Full control from the cab**

To gain full control, the working depth is controlled hydraulically from the cab. This provides Carrier XT with high precision and versatility on varying soil types. The depth setting is easily carried out, without the need for top link adjustments.





# Heavy-duty depth precision



Carrier XT for harsh environments  
The kit includes a galvanised frame, piston rod protection, a hydraulic wing lock and stainless steel hydraulic couplings.



*The transport width of the mounded Carrier XT is only 2.4m.*



*With a strong tube frame and heavy-duty joints, Carrier XT is constructed to withstand heavy stresses.*

## Discs



450mm  
CrossCutter Disc



450mm  
CrossCutter Disc  
Aggressive



450mm Disc



470mm TrueCut

## Rear tools



Following harrow



Tiller

## Packers



Single SteelRunner



Single SoilRunner



CageRunner  
HeavyDuty



Double SoilRunner

NEW!

NEW!



# Carrier XT 425-625 – trailed

The trailed models of Carrier XT 425-625 is a foldable disc cultivator with discs positioned in an x-shape, available in 4.25, 5.25 or 6.25 metre working width. With an easy machine setting as well as rotating disc axles, Carrier XT is built to optimize the tillage result depending on the working depth.



## **Adjustable disc angles**

A main feature of Carrier XT is its hydraulically rotating disc axles. Thereby Carrier XT is able to optimize the cut-out performance at shallow depth, while increasing the depth precision at deeper working depths. By increasing the disc angle towards the soil, the disc will increase its penetration ability. By changing the tilting angle of the disc, the cut-out surface is shifted.

As a result, Carrier XT has the ability to optimize the disc angles to its working depth. For the farmer, this is seen in a full cut-out at shallower working depth, as well as an excellent depth keeping and reduced soil flow at deeper working depths. Both of these factors contribute to a lower diesel consumption.

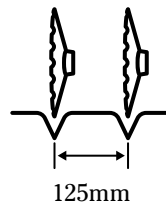
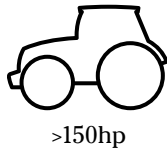
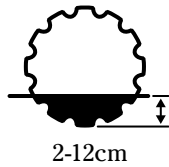
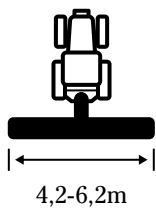
## **X stands for x-disc**

The discs are positioned in an x-shape, which enables the lateral forces to cancel each other out. The x-disc format guarantees that the machine will always run dead straight behind the tractor. This saves diesel but is also essential when using a GPS guidance system or when driving in hilly conditions.

## **Full control from the cab**

To gain full control, the working depth is controlled hydraulically from the cab. This provides Carrier XT with high precision and versatility on varying soil types. The depth setting is easily carried out, without the need for top link adjustments.





# Optimized tillage performance



**NEW!**

BioDrill turns Carrier XT into a seed drill.



The trailed Carrier XT, is certified for 40km/h road transport.



Carrier XT is easily controlled from the cab, including hydraulic wing-lock.

## Front tools



CrossCutter Knife



CrossBoard Heavy

## Rear tools



Following harrow



Tiller

## Discs



450mm  
CrossCutter Disc &  
CrossCutter Disc Aggressive



450mm Disc



470mm TrueCut

## Packers



Single SteelRunner



Single SoilRunner



CageRunner  
HeavyDuty



Double SteelRunner



Double SoilRunner

# Carrier 420-820

Carrier 420-820 is a trailed disc cultivator, available in working widths between 4.2 and 8.2 metres. Whether you require a stale seedbed, levelling of ploughed land or cover crop incorporation, the wide range of front tools offer versatility to different farming requirements.



## **High weight per disc**

Carrier family are characterised by their strong frame constructed with high-quality Swedish steel. The high weight on each disc improves penetration and maintains working depth even in tough conditions.

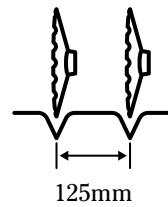
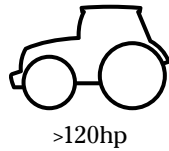
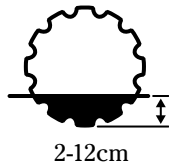
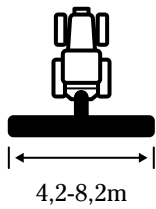
## **Adjustable axles optimise working result**

Achieving efficient weed control requires all roots to be thoroughly sliced up in the first pass. To ensure optimal slicing and uniform tillage, the front row of discs can be adjusted laterally with the aid of a turnbuckle.

## **Great mobility**

Carrier 420-820 uses the unique Väderstad folding system, giving a fast transition from field to transport. When folded the transport width is only 2.5m. The folding technique gives the machine a low centre of gravity, resulting in safe manoeuvring.






# The multitasking implement



BioDrill turns Carrier into a seed drill.



*The unique folding gives Carrier 420-820 a low center of gravity and good manoeuvrability in transport, as well as excellent contour following in the field.*



*Two rows of high quality V-55 Swedish steel discs works down to 12cm working depth.*

## Front tools



Straw harrow



CrossCutter Knife



CrossBoard

## Discs



450mm  
CrossCutter Disc



450mm  
CrossCutter Disc  
Aggressive



450mm Disc



470mm TrueCut

## Packers



Single SteelRunner



RubberRunner

# Carrier 925-1225

Carrier 925-1225 is a very robust trailed disc cultivator, available in 9.25 and 12.25m working width. With a high working speed, it has a capacity of up to 16 hectares per hour, resulting in low capital costs per hectare.



## **Heavy duty frame – long working life**

Carrier 925-1225 has an extremely robust frame, ensuring a long working life even in the toughest of conditions. Its few greasing points reduces the maintenance required leading to more time in field.

## **The obvious choice for 12m CTF**

The large Carrier 1225 has a working width of 12.25m. This gives a slight overlap required in a 12m CTF system. Thanks to the x-shape disc layout, the machine will always run dead straight behind the tractor. This is essential when using GPS control or when cultivating in hilly terrain.

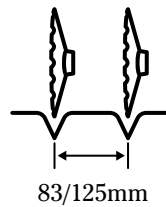
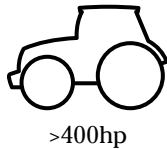
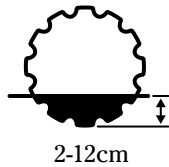
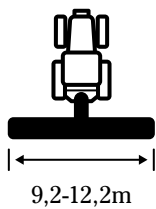
## **Even weight – even result**

Carrier 925-1225 is equipped with weight packages in the wing sections. This ensures the weight is evenly distributed across the entire working width without the need for complex hydraulic solutions.

## **3-axles increases intensity**

As an option, Carrier 925 can be fitted with 3 disc axles equipped with CrossCutter Disc or CrossCutter Disc Aggressive at 8.3cm disc spacing. This setup enables the establishment of a stronger stale seedbed, activating weeds and volunteer seeds. Its full cut-out and mixing intensity allow for the elimination of this stale seedbed in a second pass, ensuring field hygiene before establishing the next crop.





# Extreme capacity



BioDrill turns Carrier into a seed drill.



*Fitted with 3 rows of CrossCutter Discs, Carrier 925 increases its intensity at ultra-shallow tillage even further.*



*The wide range of front tools offer versatility to different farming requirements.*

## Front tools



Straw harrow



CrossCutter Knife



CrossBoard

## Discs



450mm  
CrossCutter Disc



450mm  
CrossCutter Disc  
Aggressive



450mm Disc



470mm TrueCut

## Packers



Single SteelRunner



# Carrier XL 425-725

Carrier XL 425-725 is a trailed disc cultivator, available in working widths between 4.25 to 7.25m. The sizes of the discs make Carrier XL 425-725 well suited for deeper cultivation, incorporating large amounts of crop residues or breaking up pasture.



Carrier XL 426-725 can be fitted with 510 or 610mm discs with adjustable disc angles.

## **Easy adjustment**

The maximum working depth is set on the machine, while operational depth settings are carried out hydraulically from the cab. To ensure optimal slicing and uniform cultivation, the front row of discs can be adjusted in the lateral direction with the help of rigging screws.

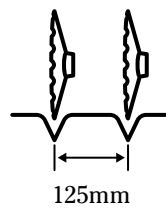
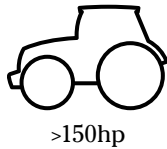
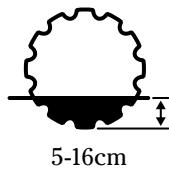
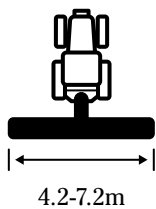
## **MultiSet offers versatility**

The adjustable MultiSet disc hubs allow the disc angle to be set to one of three positions between 11 and 17 degrees. This enables the disc aggressiveness to be adjusted to fit different working depths. Thereby a

complete cut-out can be achieved at a shallower working depth. When working deeper, the angle can be optimized to allow higher soil penetration and a lower diesel consumption.

## **Easy to transport**

When transporting Carrier XL 425-725 between fields, the machine is wing-folded to fit within 3m transport width. The transport wheels are equipped with hydraulic suspension, resulting in a safe and calm ride, whilst also preventing damage to the machine's main frame.



# Versatility in disc cultivation



BioDrill turns Carrier XL into a seed drill.



When transporting Carrier XL 425-725 between fields, the machine is wing-folded to fit within 3m transport width.



On headlands, the machine can be turned on either the packer or the wheels.

## Front tools



Straw harrow



CrossCutter Knife



CrossBoard

## Discs



510mm  
CrossCutter Disc



510mm  
CrossCutter Disc  
Aggressive



510mm TrueCut



610mm TrueCut  
Packers



Double SteelRunner



Single SteelRunner



Double SoilRunner



# Carrier XL 925-1225

Carrier XL 925-1225 is a trailed disc cultivator, available with 9.25 or 12.25m working width. Its 510mm discs is well suited to incorporate large amounts of crop residues even at depth.



With a high working speed, Carrier XL 925-1225 has a working capacity of up to 16 hectares per hour. This lowers the capital costs per hectare to minimum.

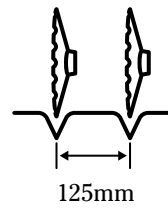
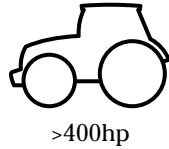
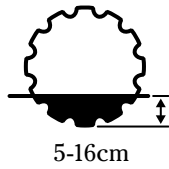
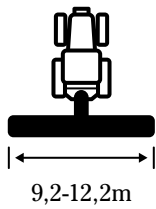
## **Even weight – even result**

Carrier XL 925-1225 is equipped with weight packages in the wing sections. This ensures the weight is evenly distributed across the entire working width without the need for complex hydraulic solutions.

## **Discs allow for increased working depth**

Carrier XL 925-1225 can be fitted with either 510mm or 610mm TrueCut discs. In comparison, the 510mm disc increases the space around the disc which allows for a higher throughflow. The 610mm on the other hand, enables greater working depth, which is a benefit when incorporating large amounts of crop residues, such as harvested maize stubble.





## Discs



510mm TrueCut



610mm TrueCut

## Packers



Single SteelRunner

# Enormous depth capacity



BioDrill turns Carrier XL into a seed drill.



*Carrier XL 925-1225 has an extremely robust frame, ensuring a long working life even in the toughest conditions.*

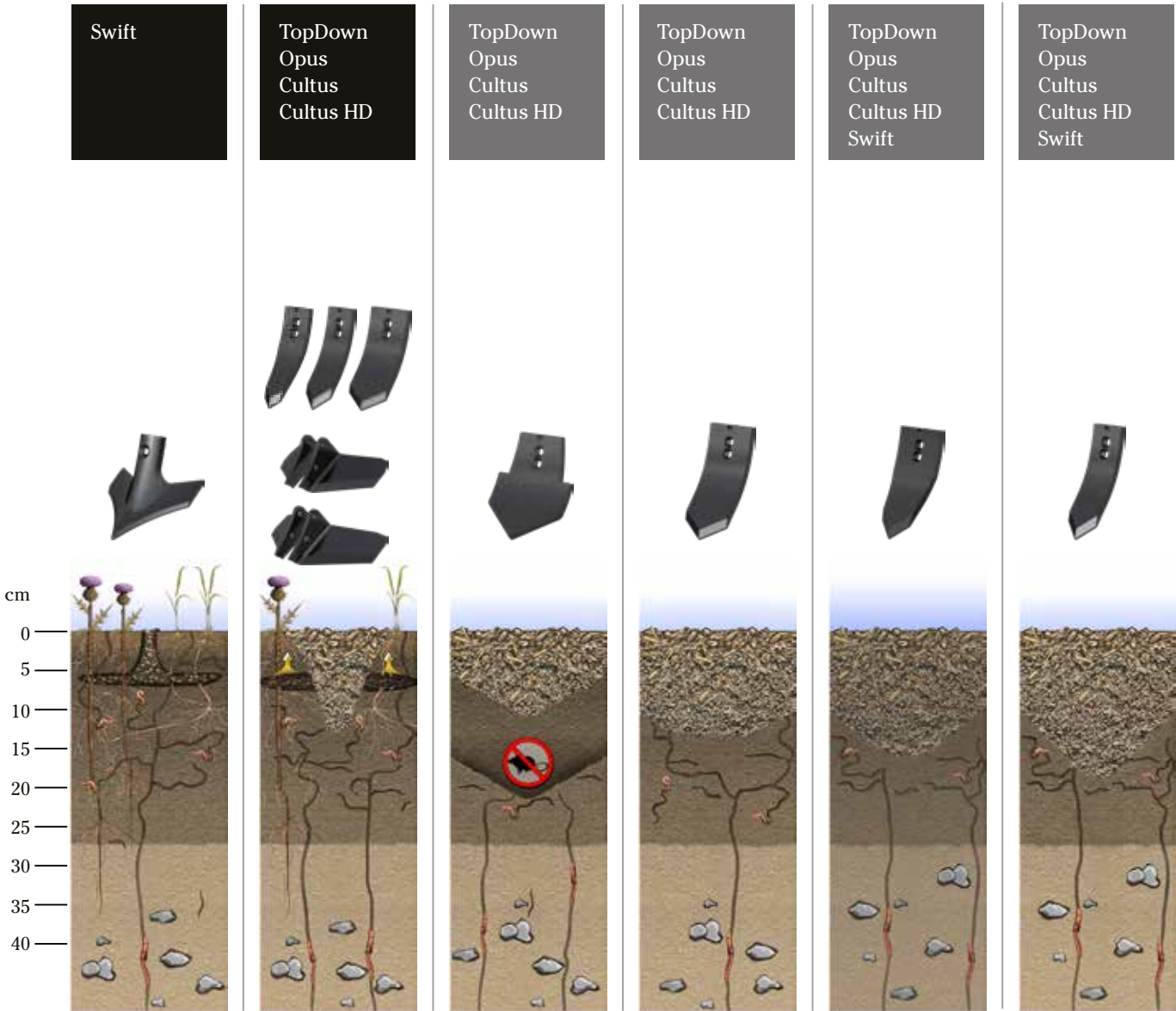


*The unique folding gives Carrier XL 925-1225 a low center of gravity and good manoeuvrability in transport, as well as excellent contour following in the field.*

# Points according to requirement

Väderstad offers a wide selection of points with different characteristics, from 50 to 340mm working width. This enables the machine to be tailored according to the task for various field conditions.

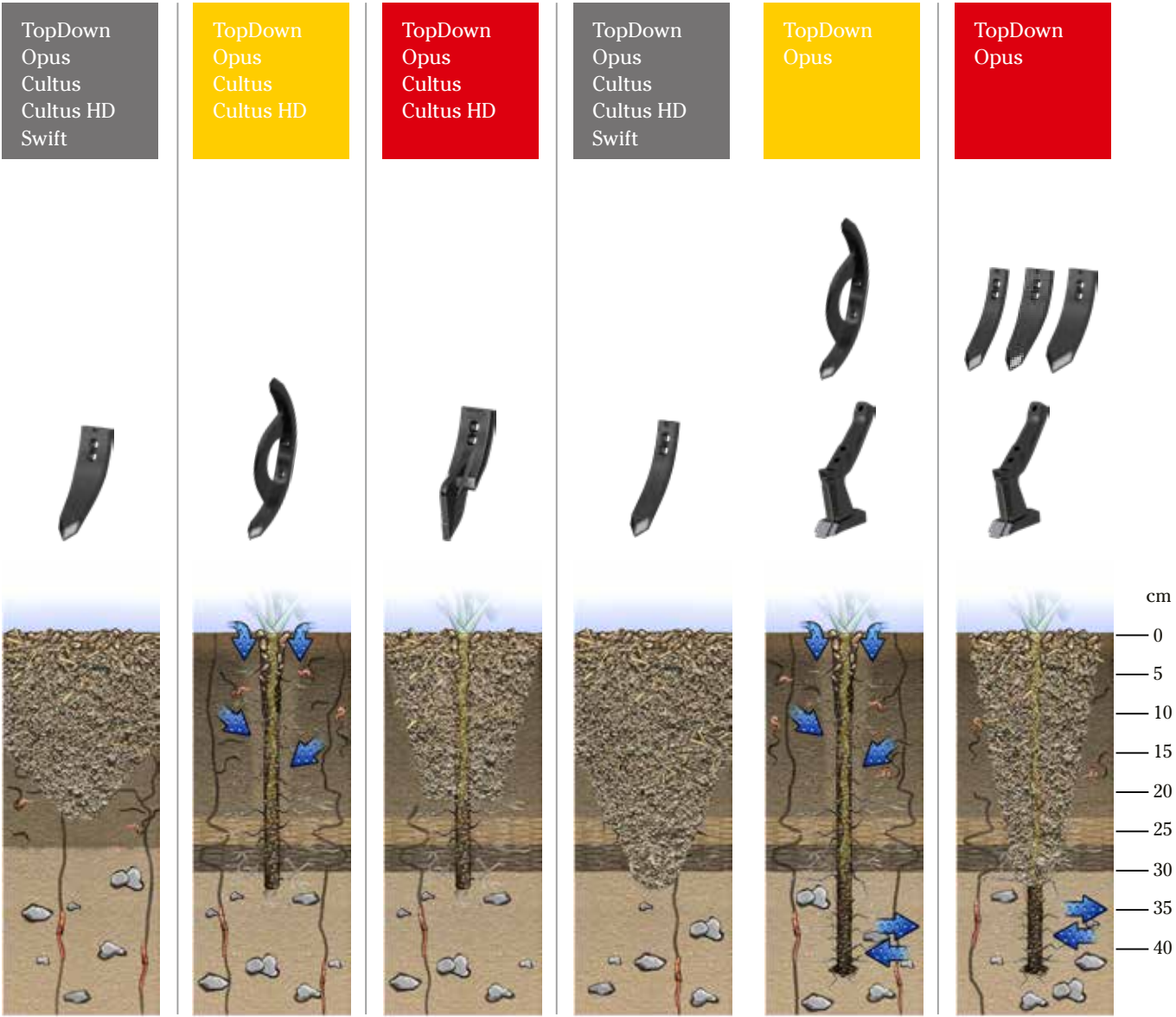
Cutting points
  Mixing points
  Breaking points
  Breaking and mixing points





# Väderstad parts manufacturing

To leave nothing to chance, Väderstad manufactures points, shins, discs and packers in our own state-of-the-art production facility in Sweden. This means we are able to guarantee that each key component of the machine is constructed with the same top-of-the-line product philosophy. This is unique in the farm machinery industry.



# Swift 400-870

Swift 400-870 is a trailed tine cultivator, designed to perform at peak level in both wet and dry years. You benefit from a spacious design, which can handle large quantities of crop residues. The narrow tine spacing results in an intensive mixing and even working result.



The models in the product family span from 4.0 to 8.7 metre working width.

## **Vibrating tines**

The Swift tines provide effective mixing down to 20cm working depth. Since the tine vibrates with a frequency up to 100 times per second, it produces a very fine soil. An additional benefit comes from the fact that the vibrations result in less wear on points, lowering operating costs and time spent on servicing. The Swift tine is unique in its strength and therefore comes with a three-year warranty.

## **Unique frame construction**

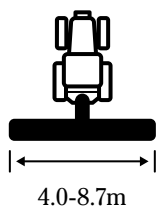
Each tine axle is equipped with two tines – one in front of the axle and one behind. This construction allows for a

narrow tine spacing of 19.3cm, providing intensive mixing over the entire working width. Swift's unique design offers a low machine weight which results in minimised draught requirement. Floating wings on the larger Swift models maintain a constant depth even in hilly conditions.

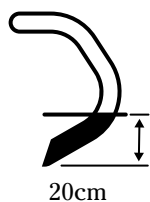
## **Depth setting from cab**

A large distinct scale clearly displays the working depth, which is set hydraulically from the cab on the move. This allows the driver to adapt the working result to different soil types or varying conditions in the field.

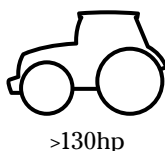




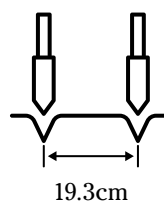
4.0-8.7m



20cm



>130hp



19.3cm

## Rear tools



Single following harrow



Double following harrow



Tiller

# High capacity - low draught requirement



BioDrill turns Swift into a seed drill.



**NEW!**



Point option:  
50/80 Marathon Edge



*The vibrating Swift tines deliver an intensive mixing down to 20cm working depth.*



*To be able to adapt to varying soil conditions, the driver is able to adjust the intensity of the hydraulic levellers with millimetre precision on the move.*

# Cultus 300-400 and Cultus HD 300-400

The 3-4m tine cultivators Cultus 300-400 and Cultus HD 300-400 has powerful tines working down to 25-30cm depth. You benefit from a spacious frame construction with 85cm clearance offering impressive throughflow. Cultus and Cultus HD are the ideal cultivators for those looking for high quality working result, performance and durability.



## **Performance, where it matters the most**

A key performance indicator of a cultivator tine is its ability to keep its high force to the soil at all times. This is where the 480kg Cultus tine is excellent, while the 680kg Cultus HD stands out from the crowd. If meeting a heavy obstacle, the Cultus tines are able to fully release out of the soil to pass the obstacle. When re-entering the soil, they will however keep its full power to quickly return to working position. In this way Cultus and Cultus HD are able to ensure an extremely accurate depth precision. This provides the coming crop with same growth conditions over the entire field.

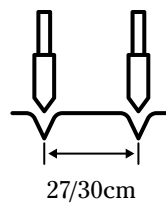
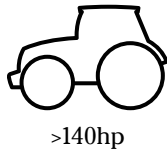
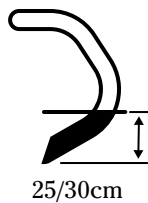
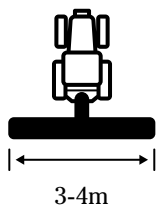
## **Full control from cab**

Cultus and Cultus HD are able to cultivate the soil down to depth, but the machines also work very well in shallow cultivation. To gain full control, the working depth is controlled hydraulically from the cab on all mounted versions. This makes Cultus and Cultus HD versatile precision cultivators on varying soil types.

## **Built to last**

Cultus and Cultus HD have very strong 120x120mm frames, ensuring a long working life with minimal downtime in the field.






# Intensive cultivation



BioDrill turns Cultus into a seed drill.



Packers mounted



Single SteelRunner



Single SoilRunner



Double SoilRunner



RubberRunner



CageRunner

Packers trailed



RubberRunner



*Cultus 300-400 and Cultus HD 300-400 are available either as trailed or mounted machines.*



*The Cultus and Cultus HD tines are able to work with high performance and depth consistency.*

# Cultus 425-525 and Cultus HD 425-525

The 4.25-5.25m mounted tine cultivators Cultus 425-525 and Cultus HD 425-525 has powerful tines working down to 25-30cm depth.

The machines are built to deliver a state-of-the-art depth precision, while offering user-friendly handling in the field.



## **Performance, where it matters the most**

A key performance indicator of a cultivator tine is its ability to keep its high force to the soil at all times. This is where the 480kg Cultus tine is excellent, while the 680kg Cultus HD stands out from the crowd. If meeting a heavy obstacle, the Cultus tines are able to fully release out of the soil to pass the obstacle. When re-entering the soil, they will however keep its full power to quickly return to working position. In this way Cultus and Cultus HD are able to ensure an extremely accurate depth precision. This provides the coming crop with same growth conditions over the entire field.

## **Built to last**

Cultus and Cultus HD have very strong 120x120mm frames, ensuring a long working life with minimal downtime in the field.

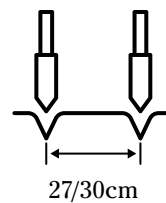
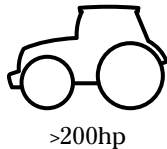
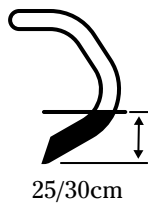
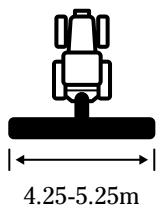
## **Full control from cab**

Cultus and Cultus HD are able to cultivate the soil down to depth, but the machines also work very well in shallow cultivation. To gain full control, the working depth is controlled hydraulically from the cab on all mounted versions. This makes Cultus and Cultus HD versatile precision cultivators on varying soil types.

## **Automatic leveller adjustment**

The automatic leveller adjustment system Dynamic Control ensures the levellers are always working in the optimal position. This takes away the need for manual adjustment, and the driver does not have to worry about the important levelling performance.





## Packers



Single SteelRunner



Single SoilRunner



Double SoilRunner




CageRunner

# A new standard in mounted cultivators



*The automatic leveller adjustment system Dynamic Control ensures the levellers are always working in optimal position.*



*Cultus 425-525 and Cultus HD 425-525 are designed to never compromise on their exact depth precision and high field performance.*











# The future of tillage is optimised

All working tools of TopDown and Opus can be set and adjusted from the cab – either manually or following a prescription map.

The next step after variable rate application of seed and fertiliser is to apply the same thinking to tillage. Here savings wait to be unleashed using the rule “as much as necessary, as little as possible”. Some of the benefits come as diesel savings and improved soil health, others by the possibility to increase the working speed as well as reducing the wear. In addition, this enables an autonomous farming future.



## Variable soils enable diesel savings

Most fields have a variation of soil conditions within their boundaries. Heavier soils often mean challenges in creating a seedbed, while some lighter soils tend to self-compact, calling for a more intensive tillage. Today all soil types on a field are often being worked the same way. By adapting the tillage to the soil conditions, there is a possibility to save diesel while achieving the same yield.

## Protect your most valuable asset

Soil should neither be worked too much or too little. By adapting the tillage to the actual needs, we make sure to disturb the soil as little as possible. This minimizes the possible negative impacts of tillage, such as carbon losses, moisture evaporation and erosion.





### Loosen only where needed

On many fields there is soil compaction of some degree. The problem is that it is seldom evenly distributed. Many times, it is limited to the headlands and tramlines. By increasing the cultivation intensity only on problem areas, the rest of the field can be worked using less fuel.

### A better residue handling

More residues generally mean a need for more working depth to incorporate them properly. Adapting the working depth to a yield map, enables a better germination and a more even crop.

### A better reconsolidation

By adapting the reconsolidation pressure according to the working depth, soil type or moisture content in the soil, the following crop is guaranteed the best possible growth conditions.



# Opus 400-700

Opus 400-700 is a powerful and versatile trailed tine cultivator with an impressive capacity. It is able to handle large amounts of crop residues while keeping the draught requirement moderate.



## **Extremely powerful tines**

Opus is equipped with robust tines, which mix and loosen the soil down to 30cm working depth. With DeepLoosening points the depth increases to 40cm. The tines have a hydraulic stone release, which can be adjusted variably up to 700kg release force. Thanks to this high release force and its soil-seeking points, Opus is able to maintain a constant working depth in all field conditions.

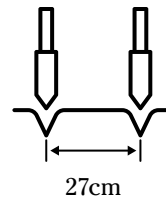
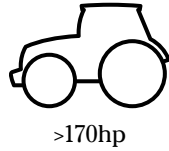
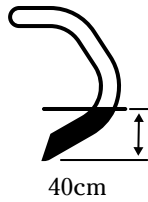
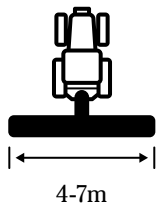
## **Heavy-duty frame**

The frame is designed for heavy use in tough conditions. It has three axles and 27cm tine spacing, which ensure an intense cultivation and good throughflow. The heavy tine cultivator Opus is built around a strong frame which can withstand high stresses extending the working life.

## **Always a level field**

The levellers are fitted on a parallelogram, ensuring that the correct working angle is maintained at any depth. To be able to adapt to varying soil conditions, the driver is able to adjust the intensity of the hydraulic levellers with millimetre precision on the move.





## Packers



Single SteelRunner



Double SteelRunner



Double SoilRunner

# Power and versatility



BioDrill turns Opus into a seed drill



Equipping Opus with the iPad-based E-Control system, enables full control as well as prescription map tillage.



The powerful Opus tines are equipped with a stone release with up to 700kg release force. This ensures depth is maintained down to 40cm working depth.

# TopDown 300-700

TopDown 300-700 is a high intensity multipurpose cultivator, performing both a full-scale shallow cultivation and a deep cultivation in one single pass. By adapting the working result to different conditions in the field, TopDown delivers an unmatched performance.



TopDown reduce passes, preserves ground moisture, increases capacity and lowers the establishment costs.

## **Multiple operations in one pass**

TopDown is a multipurpose cultivator, combining an intensive disc cultivator along with a robust three axle tine cultivator in the same machine. The 12.5cm spaced discs on individually suspended disc arms, creates fine tilth by cutting and mixing the top soil. The 27cm spaced tines then loosen and mix the soil and crop residues down to 30cm working depth. With DeepLoosening points the depth increases to 40cm. In the final two working zones, the leveller and packer then concludes by ensuring an even and fully reconsolidated surface.

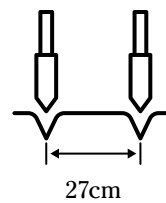
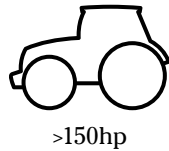
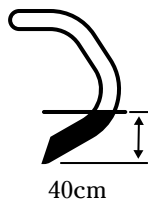
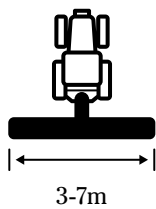
## **High quality discs**

The high quality discs are produced using specialist hardened Swedish V-55 steel. The discs provide intensive cutting and mixing of soil and crop residue. To adapt to varying soil conditions, the working intensity of the discs can be adjusted from the cab on the move. Thanks to the discs conical shape, they maintain the same working angle relative to the soil, irrespective of wear or working depth.

## **Effective mixing and loosening**

With 27cm tine spacing, TopDown intensively mixes and loosens the soil down to 30cm depth. With DeepLoosening points the depth increases to 40cm. The 700kg stone release system maintains the correct working depth in all conditions, contributing to an even crop growth.





## Discs



450mm Disc



470mm TrueCut

## Packers



Single SteelRunner



Double SteelRunner



Double SoilRunner

# Unmatched performance



BioDrill turns TopDown into a seed drill



*By performing multiple operations, TopDown is able to create a good seedbed in one pass.*



*Equipping TopDown with the iPad-based E-Control system, enables full control as well as prescription map tillage.*

# Rollex 450-620

Rollex 450-620 is a roller, available in 4.5, 5.1 or 6.2 metre working width. By combining versatility with high quality and productivity, Rollex has become a popular concept. You benefit from high quality design and perfect working results on the field.



Rollex has a strong frame, hardened bushes and high quality roller rings, ensuring a long working life. The rollers are equipped with axles made of micro-alloyed special steel of the highest quality. To minimise ring wear in the field, Rollex is fitted with unique spring washers between the roller sections.

## **Undisturbed by obstacles**

The roller sections pivot at the end of each section. This ensures stones are effectively pressed down, without compromising the levelling result. You benefit from an even surface, where all plants get the same growing environment.

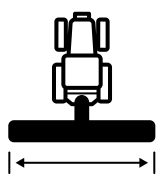
## **Pick up stones when you see them**

Rolling is often a perfect opportunity to clear the field of stones that have come up to the surface during tillage or frost periods. With the optional stone trays fitted on Rollex, large amounts of stones can be picked up quickly and easily. After rolling, the field is left ready for drilling or harvesting with no risk of stone damage to machinery.

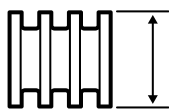
## **Easy to transport**

Rollex offer great mobility, both on the field and in transport. When folded, the transport width fits under 2.8 metres. The folding technique of the roller lowers the centre of gravity, making transport safer.






4,5-6,2m



485-520mm



>55hp



1800-2900kg

## Front tools



CrossBoard Heavy

## Roller rings



Cambridge



Crosskill

# The versatile roller



BioDrill turns Rollex into a seed drill



*The stone trays fitted on Rollex, stones can be picked up directly from the field.*



*To allow convenient transport between fields, Rollex folds to 2.8 metre transport width.*

# Rexius 650-1230

Rexius 650-1230 is a heavy-duty roller, available from 6.5 to 12.3 metre working width. Its heavy-duty construction, with a weight up to 650kg per working metre, delivers an impressive consolidation.



## **Ingenious weight transfer**

To ensure an even load on the outer section of the wider Rexius models, a heavy-duty spring transfers weight from the neighbouring sections. This further guarantees stones are effectively pressed down, without compromising the levelling result. Since there is an even load distribution over the other sections, the need for hydraulic weight transfer is eliminated.

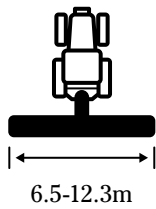
## **Heavy-duty construction**

Rexius has a powerful frame, maintenance-free joints, hardened bushes and high quality roller rings, ensuring a long working life. The rollers are equipped with axles made of micro-alloyed special steel of the highest quality. To minimise ring wear in the field, Rexius is fitted with unique spring plates between the roller sections.

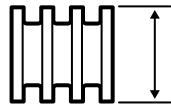
## **Pick up stones when you see them**

Rolling is often a perfect opportunity to clear the field of stones that have come up to the surface during tillage or frost periods. With the standard fitted stone trays, large amounts of stones can be picked up quickly and easily. After rolling, the field is left ready for drilling or harvesting with no risk of stone damage to machinery.






6.5-12.3m



485-570mm



>60hp



3300-7700kg

## Front tools



CrossBoard Heavy

## Roller rings



Cambridge



Cambridge  
HeavyDuty



Crosskill

# The heavy-duty roller



BioDrill turns Rexius  
into a seed drill



*Heavy-duty springs transfer the weight to ensure an even load on all sections of the machine.*



*The folding technique of the roller lowers the centre of gravity, making transport safer. Despite Rexius' wide working width, the transport width is 2.5 metres.*

# NZ Mounted 500-600

NZ Mounted is a mounted tine harrow available in 5 or 6 metre working width. It has a unique versatile drawbar solution, and a great depth keeping ability. The heavy-duty frame ensures a long working life.



The AgrillaNova tines fitted on four axles with a tine spacing of 9cm, delivers intensive seedbed preparation.

## **Precise depth control**

OffSet mounted support wheels provide NZ Mounted with stability lengthwise and ensures that the tines in the first-row work at the same depth as the last row. The tractor treaded tyres eliminate bulldozing, while the large wheel diameter keeps the working depth and gives a smooth ride.

## **CrossBoard levels the field**

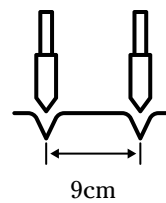
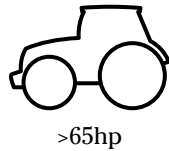
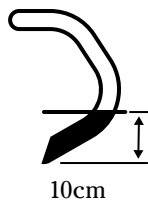
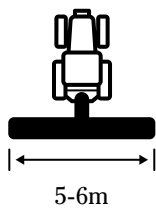
CrossBoard provides intensive cultivation, ensuring that clods are crushed and the soil is levelled. The working intensity is controlled hydraulically from the cab.

## **Low coupling weight**

NZ Mounted is mounted on the tractor's three-point linkage, making it easy to manoeuvre in the field. When folded, the transport width is only 2.05m. The low weight of the machine reduces the lifting requirements.

The versatile drawbar enables the choice between a rigid or a floating drawbar setting. In the floating position NZ Mounted is able to move independently from the tractor, offering an exceptional contour following, comparable to a trailed machine.





## Rear tools



Single following harrow



Double following harrow

# Seedbed preparation with high precision



*NZ Mounted folds to 2.05 metre transport width, ensuring convenient transport between fields.*



*The unique versatile drawbar makes it possible to turn, with NZ Mounted in working position.*

# NZ Aggressive 500-1000

NZ Aggressive 500-1000 is a seedbed tine harrow, available in working widths from 5 to 10 metres. The highly intensive cultivation saves passes whilst retaining ground moisture.



NZ Aggressive has a levelling CrossBoard followed by tines with 7.5cm spacing, distributed across 5 or 6 axles. You benefit from a high carrying capacity, giving a constant working depth and enabling early entry into the field.

## **Depth control for increased precision**

The ControlFunction on NZ Aggressive allows the working depth to be adjusted to varying soil conditions on the move. To enable optimal crop establishment, NZ Aggressive can be set to work slightly harder on headlands or in areas where somewhat deeper cultivation is required.

## **Vibrating tines for perfect results**

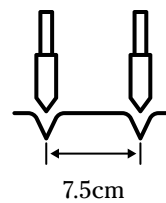
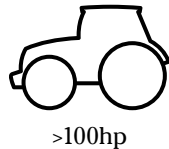
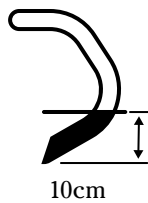
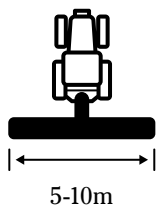
The intensively vibrating AgrillaCobra tines are made from hardened steel. The vibrations sort the soil moving

larger aggregates to the top and smaller fractions to the bottom. This creates a weatherproof surface and at the same time ensures seed-to-soil contact. The point is positioned behind its mounting, giving excellent stone resistance and long working life. The combination of good ground clearance and tine distribution provides an impressive through-flow and intensive seedbed cultivation.

## **Suspension increases working life**

NZ Aggressive 700-1000 is equipped with suspended transport wheels as standard. The wheel suspension protects the machine's frame by eliminating heavy shocks during transport. Additionally, this results in a calm ride at higher transport speeds.





## Rear tools



CrossBoard Light



Single following harrow



Double following harrow




Crumble roller

# Multitasking seedbed preparation



Using the ControlFunction it is possible to adjust the working depth according to soil conditions from the cab on the move.



The 7 metre NZ Aggressive can be extended to an 8 metre version. In the same way a 9 metre NZ Aggressive can be extended to a 10 metre version.



# NZ Extreme 1250-1425

The 12.5 to 14.25 metre heavy-duty tine harrow NZ Extreme levels the field and creates an ideal seedbed for the coming crop. NZ Extreme is able to perform high-capacity seedbed preparation in a wide range of field conditions – from ploughed to cultivated land.



## **Depth precision**

NZ Extreme is fitted with 6 tine axles, and a tine spacing of 7.8cm. NZ Extreme delivers an excellent in-depth precision, offering a great base for improved yield potential. Its heavy frame reduces unwanted movements in rough conditions, and the wide tyres keep the set working depth. The Extreme tine performs excellent depth keeping also in difficult conditions, with Marathon points it will ensure this perfect precision over time.

## **Extreme contour following**

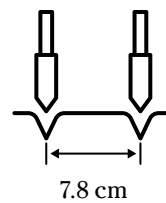
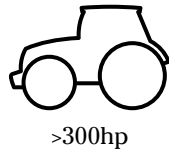
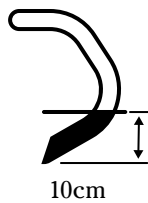
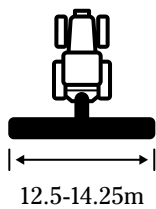
To ensure exact field contour following precision NZ Extreme has a 5-section frame, able to adapt to the field surface and maintain the selected depth. This is further increased by an innovative weight transfer, ingenious

wheel setup and heavy-duty machine design. Bogie setup and a great lengthwise distribution of the carrying wheels maintains the working depth in hilly conditions.

## **Long-life performance**

NZ Extreme is built with a high-quality frame and components, able to handle tough conditions over time.





# Precision and capacity taken to the extreme



## Rear tools



CrossBoard Light



Single following harrow



Double following harrow



Tiller



Crumble roller



Carefully selected raw material and design, ensures peak performance and depth precision of the Extreme tines.



The wide OffSet bogie support wheels carries the NZ Extreme and maintains the working depth.

# Rapid 300-400C/S

The three or four metre wide box seed drill Rapid 300-400, is available either as seed-only or combi version. You benefit from reliable results and a modern design, allowing easy access throughout the machine.



Thanks to its versatility the machine is able to handle multiple crops, grass leys and cover crops, as well as micro granulates or slug pellets. Equipped with the mountable small seeder BioDrill, an additional product is added.

## **Hydraulic metering**

Rapid 300-400C/S is equipped with hydraulic metering, powered from the tractor. To match the pre-set seed rate, the metering system constantly communicates with a ground radar, measuring the forward speed.

This very reliable system secures high precision metering, resistant to vibrations and irregularities on the field. Further, the system is very easy to set and calibrate.

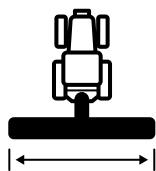
## **Large hopper - high capacity**

To reduce filling downtime, the box seed drills Rapid 300-400C/S have high capacity hoppers. The hopper is designed with a large opening, allowing for fast and easy filling. The combi models are equipped with an adjustable wall that separates the seed and fertiliser in the hopper.


## **Depth setting from the cab**

To be able to instantly adapt to varying soil types or differing conditions in the field, Rapid 300-400C/S can be equipped with the automatic seed depth control AutoPilot or the seed depth measurement AutoCheck.






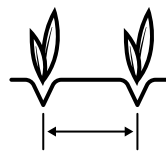
3-4m



3000-4350 litre



>90hp



125mm

## Versatility is key



BioDrill allow for one additional product to be drilled in the same pass



### Front tools



CrossBoard Heavy



System Agrilla  
CrossBoard Heavy



System Disc Aggressive



System Disc  
CrossBoard Light



System Disc  
CrossBoard Heavy



System Disc Aggressive  
CrossBoard Heavy



*The modern design is focused on simplicity and ease of access throughout the machine.*



*Rapid 300-400C/S has a high capacity hopper. On the combi models, the relation between seed and fertiliser is easily altered.*

# Rapid A 400-800S

The pneumatic seed drill Rapid A 400-800S is a powerful drill ready for future farming. Rapid A 400-800S is designed with the driver in focus, while never compromising on the important seeding precision and crop quality.



The three seed drills in the product family are seed-only versions equipped with a high precision metering system.

## **Exact seed metering**

At the base of the seed hopper, the seed enters the hydraulic metering system and is distributed pneumatically to the distribution heads.

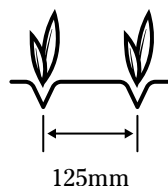
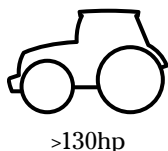
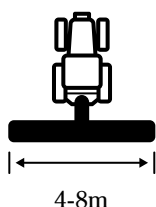
The metering system Fenix can handle seed rates from 1.5kg/ha up to 500kg/ha without any parts having to be changed. Thanks to the hydraulic drive, high seed rates can be metered without lowering the driving speed. The integrated fan runs at low speed, resulting in low fuel consumption and quiet operation. Its high location reduces the amount of dust and crop residues that get in, increasing drilling accuracy.

## **Depth setting from the cab**

To be able to instantly adapt to varying soil types or differing conditions in the field, Rapid A 400-800S can be equipped with the unique depth control system Interactive Depth Control (IDC). The system enables fine-tuning of the seeding depth with 1mm accuracy on the move.

Combined with the ability to alter the seed rate, the driver is constantly in full control of the seeding operation.





## Front tools



CrossBoard Heavy



System Agrilla  
CrossBoard Light



System Disc



System Disc  
CrossBoard Light



System Disc Aggressive  
CrossBoard Light


# Ready for future farming



BioDrill allow for one additional product to be drilled in the same pass



*Rapid A 400–800S has a centralised platform with access from both sides, saving time for the operator.*



*With SeedEye you can easily set the number of seeds per square metre, without the need for calibration. SeedEye ensures excellent seeding results with full control.*

# Rapid A 600-800C

The seed drills in the product family Rapid A 600-800C have pneumatic seed transport with a very high drilling capacity. Rapid A 600-800C combine an impressive capacity with easy manoeuvring and great results.



## **Designed for high output rates**

The high capacity hydraulically driven metering system Fenix is able to handle all seed sizes in application rates from 1.5kg/ha up to 500kg/ha, without having to change any parts.

An integrated hydraulic auger meters the fertiliser from the back of the hopper, directly into the airflow of the fertiliser distributor head, enabling fertiliser rates up to 400 kg/ha at 14km/h.

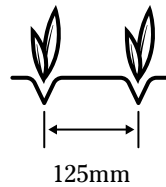
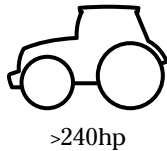

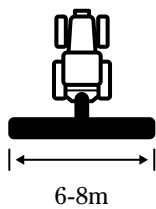
This means that the metering system will never be a limiting factor for high rates and high speed drilling on the field.

## **Adjust seeding depth on the move**

To be able to instantly adapt to varying soil structure or differing conditions in the field, Rapid A 600-800C can be equipped with the unique depth control system Interactive Depth Control (IDC). The system enables fine-tuning of the seeding depth with 1mm accuracy on the move.

Combined with the ability to alter the seed rate, the driver is constantly in full control of the seeding operation.





## Front tools



CrossBoard Heavy



System Agrilla  
CrossBoard Heavy



System Disc



System Disc  
CrossBoard Heavy


# Extreme capacity



BioDrill allow for one additional product to be drilled in the same pass



*The turning radius is impressively small despite the size of the machine.*



*The big hopper has an adjustable dividing wall that separates its two sections. An hydraulic auger meters the fertiliser.*

# The most reliable measure

SeedEye is an automatic system, controlling your seed rate in real-time. By counting each seed that is passing through the seed tubes, you get full control of exactly how many seeds your seed drill puts out on your field.

This means that we leave weight-based measurements behind us, such as kg/ha, and instead measure the unit that matters the most - the number of seeds on the field.

Using SeedEye your seed rate is set in number of seeds per square metre. Compared to the unit kg/ha, the seeds/m<sup>2</sup> is not affected by seed type variations such as shifting thousand grain weights and differences between seed batches. If your target rate is 303 seeds/m<sup>2</sup>, SeedEye will deliver this no matter what.

You simply let the SeedEye system know exactly how many seeds you would like to be drilled on you field – then SeedEye makes this happened.

## Example

*Deciding the seed rate, starts with a target plant population per m<sup>2</sup>. For example, 300 wheat plants/m<sup>2</sup>. Then adjustments are made according to the germination rate of the selected seed type, as well as potential field losses.*

### **SeedEye**


*SeedEye is now ready and you can start seeding with your seed rate in seeds/m<sup>2</sup> – no calibration needed.*

### **Traditional system**

*To calculate the seed rate in kg/ha, the estimated thousand grain weight (TGW) needs to be added to the equation. This is a risk to the measurement. Let us for example assume your seed bag does not perfectly correspond to the calculated average TGW. As seen in the table, only a deviation of 5-10 grams, will make it very hard to find which seed rate to manually calibrate your seed drill to.*



# ement



Target plant population:	300	300	300	300
Seed germination rate:	99%	99%	99%	99%
Seeds/m²:	303	303	303	303
Thousand grain weight:	45	50	55	60
Kg/ha:	136.5	151.5	167	182

*SeedEye is  
always on target  
and let you take  
full controll of  
your seed rate.*

*Any diviations  
in thousan  
grain weight  
riks missing  
the target.*



# Spirit R 300S

Spirit R 300S has all the benefits of a small seed drill, while taking advantage of the innovative technology and high precision from the larger models. You benefit from high capacity, precision, user-friendliness and reliability on the field.



Spirit R 300S is a pneumatic seed drill, available with 3 metre working width.

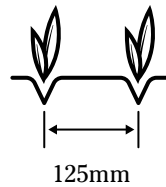
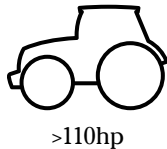

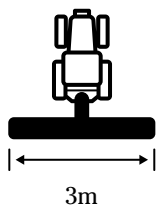
## **Next generation precision metering**

Spirit R is equipped with the user-friendly and easily accessible metering system Fenix III. It is able to handle seed rates down to 1kg per hectare, while also enabling high doses, never limiting capacity. One important feature of Fenix III is the soft rotor that seals the system and lowers the air requirement, in turn saving diesel. Fenix III achieves great precision which leads to an even emergence.

## **Large, easy to fill seed hopper**

The 2800 litre plastic seed hopper is designed to provide a low filling height with large opening. The working platform is positioned on the side of the seed hopper for easy access when filling. The high positioned integrated fan reduces dust intake and increases drilling precision.





## Front tools



System Disc Aggressive



CrossBoard Heavy  
System Disc Aggressive

# High technology - agile format



*Seed is metered by two Fenix III units, each metering one half of the machine, this enables half machine shut-off from the cab.*



*The pivot packer option consolidates the soil between the tractor wheels enabling each seed to have the same conditions for germination.*

# Combi-drilling secures success

Nutrient placement during drilling provides a fast and reliable fertilisation effect. Since the fertiliser is placed in moist soil there is less dependence on rain, while placement also gives high yields and better nutrient use efficiency.

To match different farming needs, the combi-version Spirit is available with three different fertilising methods – FIX, Nordic or InLine.



*The FIX version places the fertiliser in 5cm wide strips at 125mm row spacing, in front of every seed row.*

## FIX

The FIX version places fertiliser in 5cm wide strips at 125mm row spacing, in front of every seed row. The fertiliser depth can be adjusted from the cab according to the soil condition.

Having the fertiliser coulters integrated in the front tool lowers the draught requirement, maintains penetration force and reduces wear part cost compared to having a separated fertiliser axle. The narrow fertiliser row spacing makes it insensitive to curves or shifting field terrain.

## InLine

The InLine version places a low fertiliser rate together with the seed in the seed furrow, providing the plant quick nutrient uptake. By separating the seed and fertiliser transport, these two distribution systems do not interfere with each other. This enables separate high accuracy blockage monitoring.

To enable higher rates of nitrogen combined with a starter fertiliser, the InLine system can be utilized via BioDrill on a Spirit 400-600C equipped with the FIX or Nordic system.



*The Nordic version places the fertiliser at 250mm row spacing between two rows of seed, allowing full moisture access.*

## Nordic

The Nordic version places fertiliser between every second seed row at a row spacing of 250mm. This means that the fertiliser ends up 6.25cm from each row of seed.

It has aggressive disc fertiliser coulters that place fertiliser with a very high coulters pressure. This is a benefit in conventional tillage spring drilling in dry conditions, where working directly below the seedbed can cause the seed slot to dry out.



*The InLine version places the fertiliser in a separate outlet together with seeds in the seed coulters.*







# Spirit 400C/S

Spirit 400C/S has a heavy-duty frame with a long working life. The high precision metering and large seed hopper provide an impressive result with less downtime on the field.



Spirit 400 is a 4 metre wide pneumatic seed drill, available either as the seed-only version Spirit 400S or as the combi version Spirit 400C.


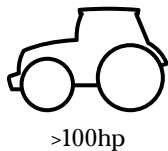
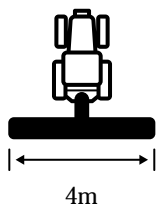
## **High precision seed and fertiliser metering**

The metering system Fenix II, combines high precision metering with great capacity. The combi version Spirit 400C meters out both the seed and the fertiliser via two separate Fenix II metering systems. Fenix II is driven by a heavy-duty electric motor enabling Spirit 400C to meter up to 500kg fertiliser per hectare at 15km/h. Due to the high location of the integrated fan, the dust intake is minimised, increasing drilling accuracy.

## **Large hopper capacity**

To minimise downtime in the field, Spirit's hopper capacity is 3740 litre for the seed-only version and 5000 litre for the combi version. The hopper is very easy to fill due to its large opening with a roll-up cover operated from the ground.





Front tools  
Spirit 400C FIX  
Spirit 400C Nordic



FIX - Combi models



Nordic - Combi models

Front tools  
Spirit 400S  
Spirit 400C InLine



CrossBoard Heavy



System Disc Aggressive




CrossBoard Heavy  
System Disc Aggressive

## Precision and reliability



BioDrill allow for one additional product to be drilled in the same pass



**NEW!**

Increased hopper volume  
Spirit 400C. 5000 litres.



With an open machine design, you benefit from good access to all components throughout the machine.



Spirit 400C/S utilises the iPad based control system E-Control to monitor and control the seeding operation.

# Spirit 600-900S

Spirit 600-900S is a universal seed drill for high capacity drilling in conventional and minimum tillage. It is equipped with innovative solutions that increase the precision and simplifies the operations at the farm.



The pneumatic seed drill Spirit 600-900S is a seed-only version available with 6, 8 or 9 metre working width.

## **High capacity seed metering**

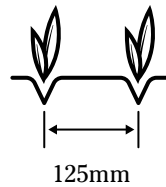
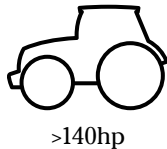

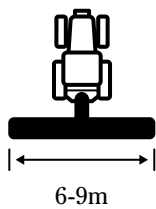
Spirit 600-900S is equipped with two Fenix II metering systems that provide constant and reliable seed metering. The strong motor permits high seed rates at high speed. Due to the high location of the integrated fan, the dust intake is minimised, increasing drilling accuracy.

## **Large hopper with great access**

To minimise downtime in the field, Spirit has a high capacity 5000 litre seed hopper. The hopper is very easy to fill due to its large opening with a roll-up cover operated from the ground.

With two platforms and an open machine design, you benefit from good access to all components throughout the machine.





## Front tools



CrossBoard Heavy



System Disc Aggressive




CrossBoard Heavy  
System Disc Aggressive

# Maximum drilling output



BioDrill allow for one additional product to be drilled in the same pass



**NEW!**

Increased hopper volume to 5000 litres.



*Spirit 600-900S enables the driver to conduct half machine shut-off directly from the driver seat.*



*The seed-only model Spirit 600-900S holds 5000 litres.*

# Spirit 600-900C

Spirit 600-900C is a pneumatic seed drill for both seed and fertiliser. The 5000 litre hopper with large opening, result in fewer fills. Both the fertiliser and seed metering have impressive capacity.



Spirit 600-900C is available in 6, 8 or 9 metre working widths. It is equipped with innovative solutions that increases the precision and simplifies the operations at the farm.

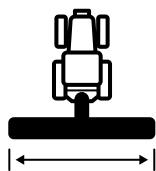
## **Fertiliser metering without limits**

The fertiliser is metered out via a distributor auger located at the bottom of the hopper. A hydraulic motor drives the auger and provides great fertiliser capacity. Due to a dividing wall in the hopper, the relation between the seed and fertiliser sections can easily be adjusted. If needed the whole hopper which hold 5000 litres can be used for seed.

## **High capacity seed metering**

Spirit 600-900C is equipped with two Fenix II metering systems that provide constant and reliable seed metering. The strong motor permits high seed rates at high speed. Due to the high location of the integrated fan, the dust intake is minimised, increasing drilling accuracy. To optimise the air distribution according to the respective seed and fertiliser type, all airflows are adjusted with the integrated AirBalance system.






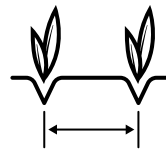
6-9m



5000 litre



>140hp



125mm

## Front tools



FIX



Nordic



CrossBoard Heavy



System Disc Aggressive




CrossBoard Heavy  
System Disc Aggressive

# Precision and capacity



BioDrill allow for one additional product to be drilled in the same pass



*Spirit 600C InLine is fitted with a increased hopper volume at 5000 litres, SeedEye seed counting, and 167mm row spacing.*



*The seed coulter pressure, working intensity of the front tools or the pressure applied by the following harrow is easily adjusted from the cab on the move.*

# Inspire 1200C/S

The 12 metre wide Inspire 1200C/S is designed for high performance with minimised downtime in the field. It is available as a seed-only or seed- and fertiliser model.

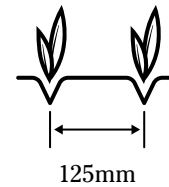
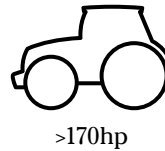
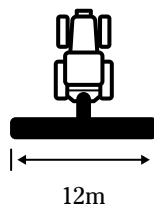


Inspire 1200C/S is equipped with a large hopper, with a low filling height and large opening. The seed-only version Inspire 1200S is equipped with a 5000-litre hopper for seeds. While the combi version Inspire 1200C has a 7200-litre hopper holding both seeds and fertiliser in two separate compartments. With a large platform and an open machine design, you benefit from good access to all components throughout the machine.

## **Perfect depth control**

Inspire 1200C/S is equipped with hydraulic wing pressure which transfers weight from the inner section of the machine to its outer wings. This enables Inspire 1200C/S to respond to any irregularities on the field and ensure an even emergence.





## Wide seeding precision




**NEW!**

Improved track eradicators.

**NEW!**

Following harrow, for increased performance.



*The large hopper with a low filling height allows for an easy filling.*



*When folded, Inspire 1200C/S has a width of 3-metre, simplifying transportation.*



# Full control. Always.

Inspire is able to control the output in eight separate sections. This means that Inspire can conduct sectional control down to 1.5m sections. This is a unique precision feature in the large seed drill segment.









# Seed Hawk 600-900C

The Seed Hawk 600-900C is a no-till seed drill available in 6, 8, and 9 metre working widths. Its tine coulters are able to deliver a clean seed slot, where both the seed and fertiliser are placed on untouched soil. With a 7000-litre hopper in three compartments, the machine offers the versatility needed for modern farming.

**NEW!**



Seed Hawk 600-900C is fitted with a 7000 litre hopper, divided in 3 compartments (2400, 2000 and 2600 litres).

## **Hopper offers versatility**

Each hopper compartment can be used to place the product in either the seed or fertiliser knife. This also enables the mixing of two products in the same airstream. For example, a starter fertilizer, such as phosphorus, can be placed together with the seed for quick access to boost germination and root development.

## **High capacity output**

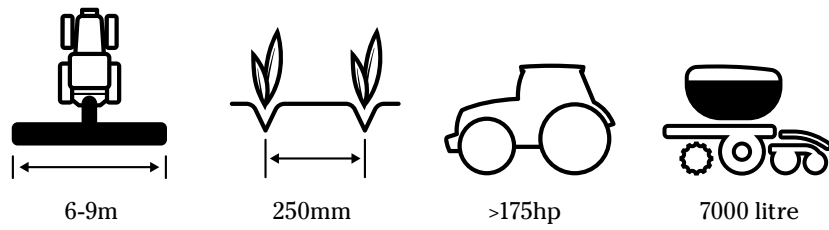
Seed Hawk 600-900C is equipped with the user-friendly and easily accessible metering system Fenix III. It is able to handle seed rates down to 1kg per hectare, while

also enabling high doses, never limiting capacity. One important feature of Fenix III is the soft rotor that seals the system and lowers the air requirement, in turn saving diesel. Fenix III achieves great precision which leads to an even emergence.

## **Section control with lifting function**

The frame of the 8 and 9 metre versions has three sections, while the 6 metre version has two sections. This allows for sectional shut-off of the seed and fertiliser in less than 3 metre sections, saving inputs. In addition, the system enables lifting of the sections to avoid unnecessary ground disturbance at headlands. The system can be operated manually via the iPad, or with automatic control via ISOBUS Task Controller.





## No-till seeding performance



*Seed Hawk 600-900C utilises the iPad based control system E-Control to monitor and control the seeding operation.*



*When transporting Seed Hawk 600-900C between fields, the machine is folded to fit within 3m transport width.*

# Tempo R 4-6

Tempo R 4-6 is a mounted high-speed planter available with 4 or 6 row units, and fertiliser metering as option. The rigid frame benefits from minimal weight and reduced maintenance without compromising on excellent precision.



With easily adjustable row spacing, it is possible to plant numerous crops with the same machine, enabling greater usage.


## **Designed for multiple crops**

Tempo R has a frame designed to enable simple setup of row spacing and number of row units. With six rows, the machine can be configured to 450 or 500mm row spacing, while the four-row version can be adjusted to 700, 750, 762 or 800mm.


## **Easy to manoeuvre**

Tempo R is mounted on the tractor's three-point linkage, making it easy to manoeuvre in the field. Without the need of a front hopper, the attached fertiliser hopper takes up little space when stored. You benefit from small turning radius on headlands and convenient transport between fields.






4-6



450-800mm



>70hp



70 litre

## High precision – robust design



**NEW!**

Fertiliser coulters Marathon as option.

**NEW!**

Pointed closing wheel as option.

**NEW!**

ProDrain closing wheel attachment.  
Creates a weather proof surface.



*Tempo R can be equipped with a 1200 litre fertiliser hopper and disc fertiliser coulters.*



*The 3 metre wide Tempo R is mounted on the tractor's three-point linkage, making it easy to manoeuvre in the field.*

# Tempo T 6-7

Tempo T is a mounted high-speed planter available with 6 or 7 row units, and fertiliser metering as an option. The telescopic frame allows for unprecedented precision, while at the same time making the machine very easy to handle and transport.



## **One machine – multiple crops**


The frame of Tempo T is equipped with a heavy-duty telescopic wing retraction, making it possible to adjust the frame width to fit different crops. When changing the frame width, the row spacing and number of row units can be easily adjusted. As an example, Tempo T is able to plant maize using 6 rows at 750mm, sunflower or soybeans using 7 rows at 600mm and oilseed rape using 6 rows at 500mm.

## **The obvious choice for seed growers**


The individually electric driven Tempo row units offer great possibilities for high precision seed planting.

The same machine is able to plant multiple seed types with differing seed rates and varying row spacings. The telescopic frame makes adjusting the machine to your demands very easy.






6-7



500-800mm



>100hp



70 litre

## Telescopic precision



**NEW!**

Fertiliser coulters Marathon as option.

**NEW!**

Pointed closing wheel as option.

**NEW!**

ProDrain closing wheel attachment.  
Creates a weather proof surface.



*Tempo T has a transport width between 3.3 and 3.5 metres.  
This gives a small turning radius and convenient transport.*



*Tempo T can be equipped with a 1200 litre fertiliser hopper  
and disc fertiliser coulters.*

# Tempo F 6-8

Tempo F is a trailed high-speed planter, available with 6 or 8 row units and fertiliser application as an option. The placement and design of the support wheels maintain the seed depth in all conditions which ensures an even crop.



Tempo F offer very high fertiliser capacity with individual row shut-off, resulting in maximised uptime and fertiliser savings.


## **Impressive depth control**

To ensure optimal depth control, Tempo F is equipped with hydraulic support wheels mounted between the row units, avoiding any tilting in hilly conditions. The wide tyre profile maintains the working depth irrespective of soil type. The large diameter ensures a smooth ride at high speeds, improving planting precision.


## **High precision planting for every farm**

Tempo is designed to fit most tractors. It has a low hydraulic requirement, self-sufficient electric power and requires low draught force. Tempo F has the option to equip the planter with a PTO driven fan, reducing the dependency of the tractor whilst still maintaining high precision planting.






6-8



700-800mm



>100hp



70 litre

## Performance and precision



**NEW!**

Pointed closing wheel as option.

**NEW!**

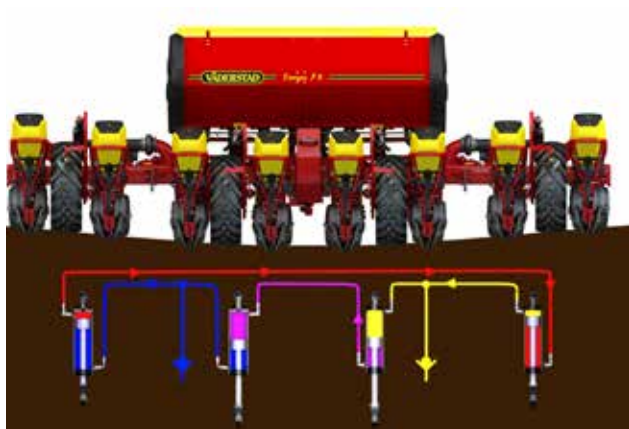
Fertiliser coulters Marathon as option.

**NEW!**

ProDrain closing wheel attachment.  
Creates a weather proof surface.

**NEW!**

WSX electronics, enabling auto singulation, curve compensation and active hydraulic downforce as options.



*The wheels on Tempo F 8 are coupled as a hydraulic bogie unit – walking tandem. This ensures an even load on all wheels, giving a smoother ride on uneven ground.*



*A trailed planter puts less weight on the tractor, leading to minimal soil compaction. The benefit of this is a healthy soil structure and an even crop emergence.*

# Tempo V 6-12

Tempo V is available with 6 to 12 row units, including odd numbers. The ability to use the same machine for multiple crops often means that two traditional planters can be replaced. This increases usage and lower the hectare costs.



Tempo V has an open frame design making it easy to adjust the row spacing to suit numerous seed types grown on the farm. The result is increased productivity and lower costs. As an example, you could start the season by planting sugar beet at 500mm row spacing, followed by maize at 750mm row spacing and finally in the autumn plant oilseed rape at 450mm row spacing.


## **Quick change**

Tempo V can be altered from 12 rows to 8 rows in less than one hour. A row unit trolley facilitates the work and makes storage easy.


## **Great mobility**

All Tempo V models are vertically folded to 3 metre transport width. The machine is mounted on the tractor's three-point linkage, making it easy to manoeuvre in the field. In the field, this results in short turning radius on headlands and convenient transport.






6-12



450-800mm



>100hp



70 litre

## Maximum versatility



**NEW!**

Hydraulic wing lock as standard.

**NEW!**

Pointed closing wheel as option.

**NEW!**


Fertiliser coulters Marathon as option.

**NEW!**

ProDrain closing wheel attachment.  
Creates a weather proof surface.

**NEW!**

WSX electronics, enabling auto singulation, curve compensation and active hydraulic downforce as options.



*WideLining automatically adapts the row spacing to the wheel tracks of the liquid manure spreader, without lowering the number of seeds planted on the field.*



*In combination with the front hopper FH 2200, Tempo V is able to combi-drill fertiliser at high speed.*

# Tempo R 12-18

Tempo R 12-18 is a rigid, mounted high-speed planter with fertiliser metering as an option. With easily adjustable row spacing, it is possible to plant numerous crops with the same machine, enabling greater usage.



The three-point linkage provides excellent manoeuvrability and short headlands. Additionally, a rigid frame benefits from fewer moving parts, minimal weight and reduced maintenance without compromising the excellent precision Tempo R offers.

## **Multiple crops with one machine**


Tempo R has a frame designed to enable simple setup of row spacing and number of row units, including odd numbers. The row spacing on the 18 row Tempo R 18 can

be set down to 450mm, while the 12 row model can be configured between 700 to 800mm. This results in more hectares per season and consequently lowers costs.


## **Transport wheels for wider models**

Equipped with optional transport wheels and drawbar, Tempo R 12 and Tempo R 18 can be easily transported between the fields on the farm. Despite the wide working width, the transport width fits under 3 metres.






12-18



450-800mm



>250hp



70 litre

## Robust capacity



**NEW!**

Fertiliser coulters Marathon as option.

**NEW!**

Pointed closing wheel as option.

**NEW!**

ProDrain closing wheel attachment.  
Creates a weather proof surface.



*The front mounted fertiliser hopper FH 2200 enables high precision combi-drilling.*



*Equipped with transport wheels and a drawbar, Tempo R 12-18 can be easily transported between fields.*

# Tempo L 8-24

Tempo L is a trailed high-speed planter with an enormous capacity. Tempo L doubles the capacity of a traditional planter. Most importantly, the crop is established with higher precision.



Tempo L can be equipped to place fertiliser together with planting. Depending on the model, either a 3000 or 5000 litre granular fertiliser hopper is available. The fertiliser is metered via the high capacity metering system, Fenix III. The metering capacity for fertiliser is up to 350kg/ha at 15km/h. The electric driven Fenix III has the capability to adapt the fertiliser rate to varying field conditions by using a variable rate system. In addition, Tempo L can be equipped with a liquid fertiliser system, with a 2000 litre hopper. The high capacity fertiliser system maintains the high precision even at high speed.

## **Perfect depth control**


Tempo L is equipped with hydraulic wing pressure which transfers weight from the inner section of the machine to

its outer wings. This enables Tempo L to respond to any irregularities on the field and ensure an even emergence.


## **Telescopic wheel axle**

To ensure the transport wheels follow the row spacing, Tempo L can be fitted with a telescopic wheel axle which is easily adjusted from the cab. So whatever the row spacing, the transport wheels can be adjusted to always run between the seed rows. The wheel axles are easily set to 3 metre width for transport.






8-24



450-800mm



>150hp



90 litre

## Enormous capacity – superior precision



**NEW!**

Pointed closing wheel as option.

**NEW!**

Fertiliser coultter Marathon as option.

**NEW!**

ProDrain closing wheel attachment.  
Creates a weather proof surface.

**NEW!**

WSX electronics, enabling auto singulation, curve compensation and active hydraulic downforce as options.



*A 3000 litre hopper for granular fertiliser is available as a compliment to the 5000 litre hopper on the top-capacity models. In addition, Tempo L can be equipped with a 2000 litre hopper for liquid fertiliser output.*



*Despite its enormous capacity on the field, Tempo L folds to 3 metre transport width.*

# Tempo L 8-32 with Central Fill

Tempo L 8-32 with Central Fill is the top-capacity range of the high-speed Tempo L planter family. By handling seeds and fertiliser in a central hopper, the productivity is maximised on the field.



Tempo L with Central Fill is built with a clear focus – maximise the planting capacity and precision. The Central Fill system works as a pressurized system, constantly feeding the high precision Tempo seed meters at the row units. When the seeds have been delivered to the seed meters, the patented PowerShoot technology ensures excellent high-speed planting precision.


## **With- or without fertiliser**

To fit different farming needs, Tempo L with Central Fill, is available with or without fertiliser output. The seed-only models are equipped with a central 3 000 litre hopper for seeds, while the seed and fertiliser models utilize a 7 200 litre hopper with two compartments: 2 200 litres for seed, and 5 000 litres for fertiliser.


## **Perfect depth control**

Tempo L with Central Fill is equipped with hydraulic wing pressure, which transfers weight from the inner section of the machine to its outer wings. This enables the machine to respond to any irregularities on the field and ensure an even emergence.







8-32



375-800mm



>150hp



3000 litre  
2200+5000 litre

## Capacity and precision maximised



**NEW!**

Pointed closing wheel as option.

**NEW!**

Fertiliser coultter Marathon as option.

**NEW!**

ProDrain closing wheel attachment.  
Creates a weather proof surface.

**NEW!**

WSX electronics, enabling auto singulation, curve  
compensation and active hydraulic downforce as options.



*Tempo L with Central Seed Fill benefits from the same  
PowerShoot metering system as all Tempo planters,  
ensuring exact precision at very high speed.*



*The fertiliser is metered via the high-capacity metering  
system, Fenix III, with a capacity up to 350kg/ha at 15km/h.*

# FH 2200

The front-mounted fertiliser hopper FH 2200 enables high precision combi-drilling. The 2200 litre hopper is equipped with the electric Fenix III metering system and is suitable for large capacity and high working speeds on the field.



FH 2200 delivers a measure of fertiliser distribution that takes full advantage of the capacity of the Tempo planter.

## **Next generation precision metering**

FH 2200 is equipped with the user-friendly and easily accessible metering system, Fenix III. It is able to handle high rates, up to 250kg/ha at 15km/h. Together with its powerful hydraulic fan, FH 2200 ensures an even fertiliser distribution also at high working speeds. One important feature of Fenix III is the soft feed rotor that seals the

metering system, reducing the air requirement and in turn saves fuel.

## **Large and easy to fill hopper**

The sloping front design of the front hopper, gives the driver good visibility. The wide opening and built in step makes it easy to fill. As an option, the FH 2200 can be equipped with extra weight packages. This places additional weight on the front wheels of the tractor, increasing its traction.



# High capacity fertiliser output



*The Fenix III metering system is designed for precise metering reliable performance and easy maintenance.*



*The sloping front design gives the driver good visibility. The wide opening and built in step makes it easy to fill.*

# Proceed V 24

Proceed V 24 is a precision seed drill, available with 24-rows and a working width of 6 metres. It operates either with 225 or 250mm row spacing and has a 2200 litre seed hopper. To enable in-row fertiliser distribution, Proceed V 24 can be combined with the front hopper FH 2200.

# NEW!



Proceed V 24 is able to operate in a full range of conditions – including conventional, min-till or no-till seeding. To maximise its precision, Proceed V 24 is able to conduct row-by-row control to eliminate double seeding at headlands.

## **Adjustable row spacing**

To enable different crops, the row spacing of the machine can be adjusted by shutting off specific row units. For example Proceed V is able to establish a cereal crop at 225 or 250mm row spacing, and use every-second row unit for other crops at 450 or 500mm.

## **In-row fertiliser**


Combined with the front hopper FH 2200, with four metering units, Proceed V 24 is able to distribute fertiliser in the seed row. This enables starter fertiliser

to be placed together with the seed for early access, boosting the germination process.

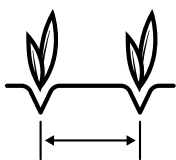
## **Automatic levelling for excellent results**

The Proceed V 24 is able to detect the angle of the machine in two directions and automatically adjusts itself to ensure exact precision at all times. For sideways adjustment, which is important in hilly conditions, the machine detects the position of the parallel linkages of the outer row units. If so, it automatically adjusts the row unit downforce to ensure an even work result. In the driving direction, the machine actively senses the angle between its two axles of row units. If there is a deviation, it automatically reduces or adds downforce to the pre-consolidation wheels to ensure all row units are parallel to the ground.







24



225/250mm



>300hp



2200 litre

## Exact precision for each seed



*Using hydraulics, the distance between the first and second axle can be moved to a service mode. This enhances the access to all of the row units.*



*Proceed V 24 is vertically folded to 3-metre transport width.*

# Väderstad E-Control

## – New generation control system

The iPad-based control system Väderstad E-Control wirelessly connects to the Väderstad machine enabling full access to its functions and data. You benefit from user-friendly remote setup and calibration, as well as real-time monitoring and control.



### The portable office

Väderstad E-Control is a fully portable control system ready to be used when and where it is required. When calibrating the Väderstad machine, you can take the portable iPad out of the tractor and control the calibration from outside.

When your day is over you can take the iPad to the office and start planning the next days work.





## State of the art graphics

The high-resolution iPad-display presents all the information clearly.  
The outstanding graphics make every function easier to utilise.



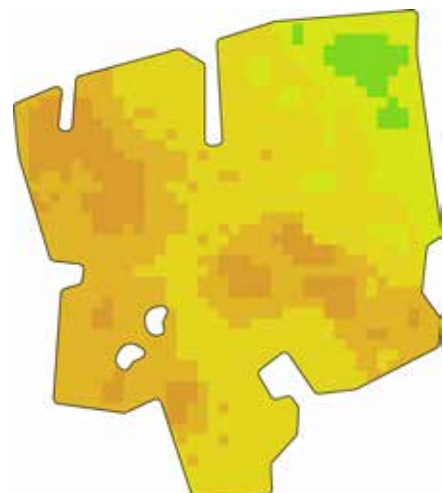
*Since Väderstad E-Control is used for many planters and seed drills in the Väderstad range, the same iPad can be used for multiple machines on the farm.*

## Always up to date

At Väderstad, we find it very important to support and service all our customers to the fullest. Therefore, all E-Control software updates are easy to download free of charge. With E-Control, you are always sure to benefit from the latest technology and the newest innovative solutions from Väderstad.

## Combined control with ISOBUS Task Controller

Using Väderstad E-Control together with an ISOBUS terminal allows for automatic GPS section control and variable seed rate. A list of terminals compatible with ISOBUS Task Controller can be found on our web page [vaderstad.com](http://vaderstad.com) by searching for ISOBUS.



# Reliable and durable farm machinery



*2-year warranty on  
Väderstad seed drills,  
planters and tillage  
equipment.*



*Lifetime manufacturing  
warranty on all genuine  
Väderstad discs.*



Where farming starts