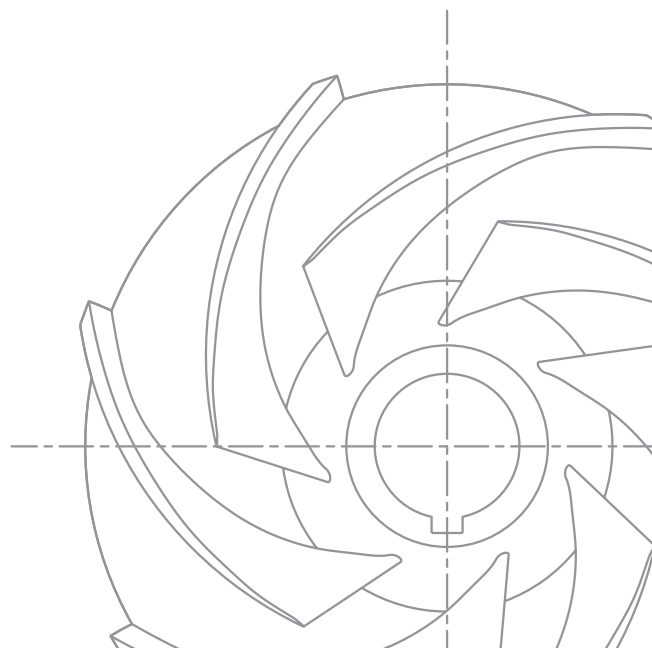


rovatti pompe

Products you can rely on

Pompe | Pumps | Pompes | Pumpen | Bombas

General overview



A powerful team in the world

- Rovatti Pompe is the right partner of every Company around the world because is able to respond quickly and efficiently to the rapid market trends. The wide range of centrifugal pumps produced, the well-established experience in the field and the continuous production quality improvement summarize the potential fielded by the Company. The value of the employees finally complete the driving force behind the entire Rovatti group.



HEADQUARTERS



2000 DIVISION



IPERSOM DIVISION



A Family Company

- Since 1952 Rovatti Pompe manufactures, develops and distributes centrifugal pumps for submersible and surface installations constantly asserting itself as a global leader. The “Family Company” asset enables the group to ensure at all times its customers with high quality products, efficient service and a qualified structure able to provide answers quickly in order to satisfy the markets evolution.

Research and Development

- While an active research and development program focuses on technological innovations and environmental impact, the design of new production processes, the development of advanced technical solutions and the use of new materials allow the Company to steadily improve the efficiency, reliability and maintenance of all products.

Pumps for every purpose

■ All Rovatti pumps are manufactured according to international standards and technical specifications of the customer to successfully satisfy many application areas. Technologically innovative products that provide maximum performance with minimum energy consumption, able to offer the highest security level, maintenance-free and ease of use conditions.

INDUSTRY



IRRIGATION



WATER SUPPLY



BUILDING SERVICES



WASTE WATER AND DRAINAGE



GROUNDWATER SUPPLY



Typical application areas

- Dust suppression
- Municipal water supply
- Water supply
- Seawater applications
- Domestic water supply
- Domestic drainage
- Construction site dewatering
- Reverse osmosis systems
- Firefighting
- Conditioning systems
- Treatment plants
- Washdown systems
- Pressure boosting
- Cooling water systems
- Livestock systems
- General industry
- Snow making systems
- Domestic sewage
- Storm water collecting
- Filling tanks and reservoirs
- Irrigation systems
- Spraying systems
- Liquid transfer
- Water treatment

VERTICAL LINESHAFT PUMPS - V SERIES



MULTISTAGE ELECTRIC PUMPS - MEK SERIES



ELECTRIC BOREHOLE PUMPS - E SERIES



Borehole pumps

Electric borehole pumps



4ES

- Radial and mixed-flow wet end centrifugal pumps with incorporated retaining valve and stainless steel external casing

Q max	27 m ³ /h	120 U.S.gpm
H Max	415 m	1360 ft
P ₂ Max	5,5 kW	
Min. well diameter	4"	

Features

- Thermoplastic resin hydraulic components
- Sturdy delivery bowl and suction bowl in AISI 304 stainless steel
- Easy installation
- Floating impellers

Typical applications

- Domestic water supply
- Firefighting systems
- Pressure boosting
- Irrigation systems

Electric borehole pumps



ERC-ERCX-EC-ECX

- Radial and mixed-flow wet end centrifugal pumps with incorporated retaining valve and stainless steel external casing

Q max	96 m ³ /h	420 U.S.gpm
H Max	415 m	1360 ft
P ₂ Max	30 kW	
Min. well diameter	6"	

Features

- Thermoplastic resin hydraulic components
- Versions with cast iron cathaphoresis treated delivery bowl and suction bowl
- Versions with stainless steel delivery bowl and suction bowl
- Wide range of models

Typical applications

- Irrigation systems
- Domestic water supply
- Water supply
- Pressure boosting

Electric borehole pumps



6ER

- Radial wet end centrifugal pumps with incorporated retaining valve

Q max	36 m ³ /h	160 U.S.gpm
H Max	600 m	1970 ft
P ₂ Max	30 kW	
Min. well diameter	6"	

Features

- Robust cast iron construction
- Thermoplastic resin impellers and diffusers
- Reduced radial encumbrance
- Wide range of models

Typical applications

- Water supply
- Irrigation systems
- Municipal water supply
- Pressure boosting

Electric borehole pumps



ER

- Radial wet end centrifugal pumps in AISI 304 microcasted stainless steel with incorporated retaining valve

Q max	168 m ³ /h	740 U.S.gpm
H Max	700 m	2300 ft
P ₂ Max	185 kW	
Min. well diameter	8" ÷ 12"	

Features

- Efficiency at the top of the market
- High head
- AISI 304 microcasted stainless steel hydraulic components
- Maximum corrosion and wear proof

Typical applications

- Pressure boosting
- Water supply
- Municipal water supply
- Irrigation systems

Electric borehole pumps



E

- Mixed-flow wet end centrifugal pumps with incorporated retaining valve

Q max	1200 m ³ /h	5300 U.S.gpm
H Max	470 m	1540 ft
P ₂ Max	400 kW	
Min. well diameter	6" ÷ 16"	

Features

- Reduced energy consumption
- Robust cast iron construction
- Locked Impellers by unified keys and shaft protecting spacer bushes
- Wide range of models

Typical applications

- Municipal water supply
- Irrigation systems
- Pressure boosting
- Water supply

Vertical lineshaft pumps



V

- Vertical lineshaft pumps with flanged drive head for electric motors, with horizontal right angle gear and with overgear driven by tractor p.t.o

Q max	1200 m ³ /h	5300 U.S.gpm
H Max	310 m	1000 ft
P ₂ Max	200 kW	
Min. well diameter	6" ÷ 16"	

Features

- Robust cast iron construction
- Wide range of models
- Locked Impellers by unified keys and shaft protecting spacer bushes
- Packed gland version with Twiner System®

Typical applications

- Irrigation systems
- Firefighting systems
- General industry
- Water supply

Electric borehole pumps



ERCX-EX Extreme

- Radial and mixed-flow wet end centrifugal pumps in AISI 316 microcasted stainless steel with incorporated retaining valve

Q max	1200 m ³ /h	5300 U.S.gpm
H Max	685 m	2250 ft
P ₂ Max	400 kW	
Min. well diameter	8" ÷ 16"	

Features

- Reduced energy consumption
- AISI 316 microcasted stainless steel components
- Maximum corrosion and wear proof
- High capacity and head range

Typical applications

- Seawater applications
- Reverse osmosis systems
- Water treatment
- Municipal water supply

Vertical lineshaft pumps



6VX-8VX Extreme

- Vertical lineshaft pumps in AISI 316 microcasted stainless steel with flanged drive head for IEC motors

Q max	170 m ³ /h	750 U.S.gpm
H Max	245 m	800 ft
P ₂ Max	55 kW	
Min. well diameter	6" ÷ 8"	

Features

- AISI 316 microcasted stainless steel hydraulic components
- Maximum corrosion and wear proof
- Adjustable cartridge mechanical seal
- Mechanical seal removing without motor disassembling

Typical applications

- Seawater applications
- Reverse osmosis systems
- General industry
- Water treatment

Surface electric pumps

Vertical close coupled multistage electric pumps

EUROPA



MEKV-MEKDV Europa

- Vertical close coupled multistage centrifugal pumps with IEC motor support. Flanged adjustable ports

Q max	345 m ³ /h	1500 U.S.gpm
H Max	500 m	1640 ft
P ₂ Max	200 kW	
DNa	65 ÷ 150	

Features

- Reduced energy consumption
- Available with: standard mechanical seal, flushed mechanical seal, packed gland
- Packed gland version with Twinner System®
- Easy maintenance with the Rapid Reset Kit

Typical applications

- Municipal water supply
- Irrigation systems
- General industry
- Pressure boosting

Horizontal close coupled multistage electric pumps

EUROPA



MEK Europa

- Horizontal close coupled multistage centrifugal pumps with IEC motor support. Axial inlet and adjustable outlet

Q max	300 m ³ /h	1300 U.S.gpm
H Max	190 m	620 ft
P ₂ Max	160 kW	
DNa	65 ÷ 150	

Features

- Reduced energy consumption
- Available with: standard mechanical seal, flushed mechanical seal, packed gland
- Packed gland version with Twinner System®
- Easy maintenance with the Rapid Reset Kit

Typical applications

- Irrigation systems
- Municipal water supply
- Water supply
- General industry

Vertical close coupled multistage electric pumps



MEKVX

- Vertical close coupled multistage centrifugal pumps in AISI 304 microcasted stainless steel with IEC motor support. Flanged adjustable ports

Q max	138 m ³ /h	600 U.S.gpm
H Max	200 m	660 ft
P ₂ Max	55 kW	
DNa	80 ÷ 100	

Features

- Efficiency at the top of the market
- AISI 304 microcasted stainless steel hydraulic components
- Available both with flushed cartridge mechanical seal and packed gland
- Packed gland version with Twinner System®

Typical applications

- Municipal water supply
- Irrigation systems
- Water supply
- General industry

Horizontal close coupled multistage electric pumps



MEKX

- Horizontal close coupled multistage centrifugal pumps in AISI 304 microcasted stainless steel with IEC motor support. Axial or radial inlet

Q max	138 m ³ /h	600 U.S.gpm
H Max	240 m	780 ft
P ₂ Max	90 kW	
DNa	80 ÷ 100	

Features

- Efficiency at the top of the market
- AISI 304 microcasted stainless steel hydraulic components
- Available both with flushed cartridge mechanical seal and packed gland
- Packed gland version with Twinner System®

Typical applications

- Irrigation systems
- Municipal water supply
- Water supply
- General industry

Vertical close coupled multistage electric pumps



Vertical close coupled multistage electric pumps



EN733 compliant horizontal close coupled electric pumps



Horizontal close coupled single-stage electric pumps



MEKV65 (I-X)

- Vertical close coupled multistage centrifugal pumps with IEC motor support. Flanged in-line ports

Q max	78 m ³ /h	340 U.S.gpm
H Max	270 m	885 ft
P ₂ Max	37 kW	
DN	65	

MEKV50T-MEKV50C

- Vertical close coupled multistage centrifugal pumps with IEC motor support

Q max	39 m ³ /h	170 U.S.gpm
H Max	285 m	935 ft
P ₂ Max	22 kW	
DN	2" GAS	

MNE

- Horizontal close coupled single-stage centrifugal pumps in compliance with EN733 standards. Coupled to electric motors through rigid coupling

Q max	470 m ³ /h	2100 U.S.gpm
H Max	145 m	475 ft
P ₂ Max	90 kW	
DNm	32 ÷ 125	

MNC

- Horizontal close coupled single-stage centrifugal pumps with keyed impeller on motor shaft

Q max	144 m ³ /h	630 U.S.gpm
H Max	90 m	295 ft
P ₂ Max	22 kW	
DNm	32 ÷ 80	

Features

- AISI 316 microcasted stainless steel hydraulic components (MEKV65)
- AISI 304 microcasted stainless steel hydraulic components (MEKV65)
- Thermoplastic resin hydraulic components (MEKV65)
- Available both with mechanical seal or packed gland

Features

- Thermoplastic resin hydraulic components
- Equipped with mechanical seal
- Compact and light pump
- Threaded in-line ports (MEKV50T)
- Threaded overlapping ports (MEKV50C)

Features

- Efficiency at the top of the market
- Available both with mechanical seal or packed gland
- Packed gland version with Twinner System®
- Motor and pump separable

Features

- Robust and compact cast iron construction
- AISI 304 Stainless steel shaft
- Equipped with mechanical seal
- Easy installation

Typical applications

- General industry
- Irrigation systems
- Pressure boosting
- Water treatment

Typical applications

- Irrigation systems
- Firefighting systems
- Washdown systems
- General industry

Typical applications

- Irrigation systems
- General industry
- Conditioning systems
- Cooling water systems

Typical applications

- Irrigation systems
- Water supply
- Domestic water supply
- Washdown systems

Surface pumps

EN733 compliant pumps



SNE-SNL

- Single-stage bareshaft centrifugal pumps in compliance with EN733 standards

Q max	1300 m ³ /h	5700 U.S.gpm
H Max	150 m	490 ft
P ₂ Max	315 kW	
DNm	32 ÷ 250	

Features

- Efficiency at the top of the market
- Back pull-out design
- Available both with mechanical seal or packed gland (SNE)
- Packed gland version with Twinner System®

Typical applications

- Firefighting systems
- General industry
- Conditioning systems
- Cooling water systems

Horizontal single-stage pumps



SNF

- Single-stage bareshaft centrifugal pumps with performance in compliance with EN733 standards. Adjustable outlet

Q max	600 m ³ /h	2600 U.S.gpm
H Max	150 m	490 ft
P ₂ Max	162 kW	
DNm	32 ÷ 125	

Features

- Efficiency at the top of the market
- Multiple bearings lubrication options
- Available both with mechanical seal or packed gland
- Packed gland version with Twinner System®

Typical applications

- Irrigation systems
- Water supply
- General industry
- Conditioning systems

EN733 compliant pumps



SNX

- Single-stage bareshaft centrifugal pumps in compliance with EN733 standards in AISI 316 microcasted stainless steel

Q max	115 m ³ /h	500 U.S.gpm
H Max	140 m	460 ft
P ₂ Max	55 kW	
DNm	50	

Features

- Maximum corrosion and wear proof
- Efficiency at the top of the market
- Wide range of applications
- Back pull-out design

Typical applications

- Seawater applications
- General industry
- Conditioning systems
- Cooling water systems

Horizontal pumps driven by hydraulic motors



HL-HX

- Cast iron horizontal centrifugal pumps (HL) or microcasted AISI 316 stainless steel (HX) with flanges for quick and easy coupling to hydraulic motors

Q max	140 m ³ /h	615 U.S.gpm
H Max	70 m	230 ft
P ₂ Max	30 kW	
DNm	32 ÷ 65	

Features

- Maximum corrosion and wear proof (HX)
- Easily customisable performances
- Reduced overall dimensions and weights
- Easy maintenance

Typical applications

- Spraying systems
- Liquid transfer
- Dust suppression
- Filling tanks and reservoirs

Horizontal multistage pumps



SK

- Multistage bareshaft centrifugal pumps with axial inlet for high pressure

Q max	300 m ³ /h	1300 U.S.gpm
H Max	200 m	660 ft
P ₂ Max	130 kW	
DNa	50 ÷ 150	

Features

- Robust cast iron construction
- Available both with mechanical seal or packed gland
- Packed gland version with Twinner System®
- High reliability

Typical applications

- Irrigation systems
- Water supply
- Pressure boosting
- Washdown systems

Horizontal multistage pumps

EUROPA



SK Europa

- Multistage bareshaft centrifugal pumps with axial inlet for high pressure

Q max	285 m ³ /h	1250 U.S.gpm
H Max	265 m	870 ft
P ₂ Max	140 kW	
DNa	65 ÷ 150	

Features

- Reduced energy consumption
- Available both with mechanical seal or packed gland
- Packed gland version with Twinner System®
- Easy maintenance with the Rapid Reset Kit

Typical applications

- Irrigation systems
- Water supply
- Pressure boosting
- Washdown systems

Horizontal multistage pumps with double support



SKD

- Multistage bareshaft centrifugal pumps for high pressure with double bearing support

Q max	540 m ³ /h	2400 U.S.gpm
H Max	500 m	1640 ft
P ₂ Max	330 kW	
DNa	65 ÷ 150	

Features

- Reduced energy consumption
- Multiple bearings lubrication options
- Available both with mechanical seal or packed gland
- Packed gland version with Twinner System®

Typical applications

- Water supply
- General industry
- Pressure boosting
- Snow making systems

Horizontal single-stage pumps



S-SQ-SP

- Single-stage bareshaft centrifugal pumps for low and medium pressure. Axial inlet and scroll outlet

Q max	1020 m ³ /h	4500 U.S.gpm
H Max	130 m	425 ft
P ₂ Max	120 kW	
DNa	50 ÷ 250	

Features

- Robust cast iron construction
- Low NPSH
- High capacity range
- Wide range of models

Typical applications

- Irrigation systems
- Water supply
- Liquid transfer
- Filling tanks and reservoirs

Surface pumps

SAE flanged pumps for thermic engines

EUROPA



SAE flanged pumps for thermic engines exceeding EN733



SAE flanged pumps for thermic engines



Flanged pumps for thermic engines



FK-FK Europa

- Multistage centrifugal pumps for direct coupling to thermic engines with SAE flange

Q max	300 m ³ /h	1300 U.S.gpm
H Max	220 m	700 ft
P ₂ Max	130 kW	
DNa	65 ÷ 150	

Features

- Robust cast iron construction
- Available both with mechanical seal or packed gland
- Packed gland version with Twinner System®
- Easy maintenance with the Rapid Reset Kit (FK Europa)

Typical applications

- Irrigation systems
- Spraying systems
- Liquid transfer
- Firefighting systems

FNSF

- Single-stage centrifugal pumps for direct coupling to thermic engines with SAE flange

Q max	1300 m ³ /h	5700 U.S.gpm
H Max	115 m	380 ft
P ₂ Max	250 kW	
DNa	200 ÷ 300	

Features

- Efficiency at the top of the market
- High capacity range
- Available both with mechanical seal or packed gland
- Packed gland version with Twinner System®

Typical applications

- Irrigation systems
- Water supply
- Liquid transfer
- Filling tanks and reservoirs

FS-FQ-FP

- Single-stage centrifugal pumps for direct coupling to thermic engines with SAE flange for low and medium pressure

Q max	1020 m ³ /h	4500 U.S.gpm
H Max	105 m	340 ft
P ₂ Max	105 kW	
DNa	65 ÷ 250	

Features

- Robust cast iron construction
- Low NPSH
- High capacity range
- Wide range of models

Typical applications

- Irrigation systems
- Filling tanks and reservoirs
- Liquid transfer
- Water supply

FL

- Single-stage and 2 stage centrifugal pumps for direct coupling to thermic engines. Axial inlet and scroll outlet

Q max	215 m ³ /h	950 U.S.gpm
H Max	115 m	380 ft
P ₂ Max	38 kW	
DNa	50 ÷ 100	

Features

- Wide range of models
- Compact cast iron construction
- Easy installation
- Application flexibility

Typical applications

- Irrigation systems
- Spraying systems
- Filling tanks and reservoirs
- Liquid transfer

Multistage pumps with overgear

EUROPA



Single-stage pumps with overgear



Single-stage pumps with overgear



Single-stage pumps with overgear



TK-TK Europa

- Multistage centrifugal pumps with overgear driven by cardan shaft of PTO. Axial inlet and scroll outlet

Q max	210 m ³ /h	925 U.S.gpm
H Max	170 m	550 ft
P ₂ Max	77 kW	
DNa	50 ÷ 100	

Features

- Robust cast iron construction
- Equipped with tested overgear water circulation cooling device
- Packed gland version with Twinner System®
- Available with trolleys and three-point linkage

Typical applications

- Livestock systems
- Filling tanks and reservoirs
- Irrigation systems
- Spraying systems

TO

- Compact pumps with overgear driven by cardan shaft or for direct connection to tractor PTO. Available both in centrifugal and self-priming execution

Q max	30 m ³ /h	130 U.S.gpm
H Max	40 m	130 ft
P ₂ Max	6,7 kW	
DNa	2" GAS	

Features

- Light and compact pump
- Easy installation
- Application flexibility
- Available in self-priming execution

Typical applications

- Irrigation systems
- Spraying systems
- Liquid transfer
- Filling tanks and reservoirs

T

- Single-stage centrifugal pumps with overgear driven by cardan shaft of PTO. Axial inlet and scroll outlet

Q max	330 m ³ /h	1450 U.S.gpm
H Max	135 m	440 ft
P ₂ Max	88 kW	
DNa	65 ÷ 125	

Features

- Robust cast iron construction
- Equipped with tested overgear water circulation cooling device
- Packed gland version with Twinner System®
- Available with trolleys and three-point linkage

Typical applications

- Irrigation systems
- Spraying systems
- Livestock systems
- Filling tanks and reservoirs

MB

- Single-stage centrifugal pumps with overgear driven by cardan shaft of PTO. Axial inlet and scroll outlet

Q max	1000 m ³ /h	4400 U.S.gpm
H Max	25 m	80 ft
P ₂ Max	40 kW	
DNa	200 ÷ 250	

Features

- Robust cast iron construction
- Available both with mechanical seal or packed gland
- High capacity range
- Application flexibility

Typical applications

- Water supply
- Irrigation systems
- Filling tanks and reservoirs
- Liquid transfer

Electric submersible pumps

Waste water electric submersible pumps



RHM

- Electric submersible pumps with single-channel impellers for free wet installations or with automatic connection foot

Q max	210 m ³ /h	925 U.S.gpm
H Max	45 m	150 ft
P ₂ Max	11,5 kW	
DN	65 ÷ 100	

Features

- Single-channel impellers
- Double mechanical seal
- Oil chamber infiltrations control probe and winding temperature control probe
- Large solids passage

Typical applications

- Treatment plants
- Water treatment
- Storm water collecting
- Livestock systems

Waste water electric submersible pumps



RHV

- Electric submersible pumps with vortex impellers for free wet installations or with automatic connection foot

Q max	200 m ³ /h	900 U.S.gpm
H Max	20 m	65 ft
P ₂ Max	9,5 kW	
DN	65 ÷ 100	

Features

- Vortex impellers
- Double mechanical seal
- Oil chamber infiltrations control probe and winding temperature control probe
- Maximum solids passage

Typical applications

- Treatment plants
- Livestock systems
- Water treatment
- Storm water collecting

Waste water electric submersible pumps



RHB

- Electric submersible pumps with double-channel impellers for free wet installations or with automatic connection foot

Q max	475 m ³ /h	2100 U.S.gpm
H Max	25 m	80 ft
P ₂ Max	22 kW	
DN	150	

Features

- Double-channel impellers
- Double mechanical seal
- Oil chamber infiltrations control probe and winding temperature control probe
- Large solids passage

Typical applications

- Treatment plants
- Water treatment
- Storm water collecting
- Livestock systems

Electric submersible pumps for sewage



HS

- Electric submersible pumps with vortex impellers for pumping clean water or sewage with small residual solids

Q max	50 m ³ /h	220 U.S.gpm
H Max	20 m	65 ft
P ₂ Max	2,2 kW	
DN	1" ½ ÷ 2" GAS	

Features

- Vortex impellers
- Capacitor standard supplied in single-phase version
- Thermal protection standard supplied in single-phase version
- Easy installation

Typical applications

- Storm water collecting
- Domestic sewage
- Liquid transfer
- Domestic drainage

Pumps for sewage and slurry

Horizontal single-stage pumps



SL-SD

- Single-stage bareshaft centrifugal pumps. Open impeller with interchangeable wear plate (SL), vortex impellers (SD)

Q max	190 m ³ /h	840 U.S.gpm
H Max	120 m	400 ft
P ₂ Max	73 kW	
DNa	80 ÷ 150 / 2" ½ ÷ 3" ½	


Features

- Robust cast iron construction
- Available with optional chopper device
- Available both with mechanical seal or packed gland

Typical applications

- Livestock systems
- Liquid transfer
- Irrigation systems
- Filling tanks and reservoirs

Horizontal single-stage pumps



SLK

- Single-stage bareshaft centrifugal pumps. Open impeller with interchangeable wear plate and chopper cone

Q max	240 m ³ /h	1050 U.S.gpm
H Max	120 m	400 ft
P ₂ Max	92 kW	
DNa	150	

Features

- Robust cast iron construction
- Integrated chopper cone
- Available both with mechanical seal or packed gland

Typical applications

- Livestock systems
- Irrigation systems
- Liquid transfer
- Filling tanks and reservoirs

Single-stage pumps with overgear



TL

- Single-stage centrifugal pumps with overgear driven by cardan shaft of PTO. Open impeller with interchangeable wear plate

Q max	190 m ³ /h	840 U.S.gpm
H Max	130 m	420 ft
P ₂ Max	77 kW	
DNa	80 ÷ 150	

Features

- Robust cast iron construction
- Available with optional chopper device
- Available both with mechanical seal or packed gland
- Available with trolleys and three-point linkage

Typical applications

- Livestock systems
- Irrigation systems
- Liquid transfer
- Filling tanks and reservoirs

Single-stage pumps with overgear



TLK

- Single-stage centrifugal pumps with overgear driven by cardan shaft of PTO. Open impeller with interchangeable wear plate and chopper cone

Q max	230 m ³ /h	1000 U.S.gpm
H Max	120 m	400 ft
P ₂ Max	92 kW	
DNa	150	

Features


- Robust cast iron construction
- Integrated chopper cone
- Available both with mechanical seal or packed gland
- Available with trolleys and three-point linkage

Typical applications

- Livestock systems
- Irrigation systems
- Liquid transfer
- Filling tanks and reservoirs

Pumps for sewage and slurry

Self-priming close coupled electric pumps



MEA

- Self-priming close coupled centrifugal pumps directly coupled to electric motors

Q max	120 m ³ /h	530 U.S.gpm
H Max	75 m	250 ft
P ₂ Max	22 kW	
DNa	1" ½ ÷ 4" GAS	


Features

- Robust cast iron construction
- Open impeller with interchangeable wear plate
- Equipped with mechanical seal
- Easy installation

Typical applications

- Washdown systems
- Spraying systems
- Liquid transfer
- Construction site dewatering

Self-priming bareshaft pumps



SA

- Self-priming bareshaft centrifugal pumps driven by electric motors

Q max	155 m ³ /h	700 U.S.gpm
H Max	70 m	230 ft
P ₂ Max	22 kW	
DNa	1" ½ ÷ 5" GAS	


Features

- Robust cast iron construction
- Open impeller with interchangeable wear plate
- Equipped with mechanical seal
- Application flexibility

Typical applications

- Spraying systems
- Washdown systems
- Liquid transfer
- Construction site dewatering

Self-priming flanged pumps



FLA

- Self-priming centrifugal pumps for direct coupling to thermic engines

Q max	70 m ³ /h	310 U.S.gpm
H Max	40 m	130 ft
P ₂ Max	7 kW	
DNa	1" ½ ÷ 3" GAS	

Features

- Robust cast iron construction
- Open impeller with interchangeable wear plate
- Equipped with mechanical seal
- Easy installation

Typical applications

- Washdown systems
- Liquid transfer
- Spraying systems
- Construction site dewatering

Horizontal pumps driven by hydraulic motors



HA

- Self-priming cast iron horizontal centrifugal pumps with flanges for quick and easy coupling to hydraulic motors

Q max	72 m ³ /h	320 U.S.gpm
H Max	36 m	120 ft
P ₂ Max	7 kW	
DNa	50 ÷ 90	

Features

- Robust cast iron construction
- Easily customisable performances
- Reduced overall dimensions and weights
- Application flexibility

Typical applications

- Spraying systems
- Liquid transfer
- Dust suppression
- Construction site dewatering

A complete set of web-based resources at your disposal

WWW.ROVATTI.IT




ROVATTI SELECTOR




Online solution for the quick selection of the most suitable pump according to your requirements

ROVATTI SPARES PRO



The online spare-parts catalog to easily identify the right spare at the right time

DWG LIBRARY



A complete set of 3D drawings of Rovatti pumps, always available online

DOCUMENTATION



Technical catalogs can be downloaded in pdf format, always available online

PRESS



Read the newsletters and the most important releases on the main sector magazines

NEWS AND EVENTS



Keep updated on the news from Rovatti Group: new products, exhibitions, events and much more

rovatti pompe

Products you can rely on

Rovatti Pompe s.p.a. reserves the right to make changes without prior notice



HEADQUARTERS:

42042 FABBRICO (REGGIO EMILIA)

ITALY

Tel +39 0522 66 50 00

Fax +39 0522 66 50 20

info@rovatti.it

www.rovatti.it

2000 DIVISION:

42047 ROLO (REGGIO EMILIA)

ITALY

Tel +39 0522 66 72 17 / 0522 66 72 25

Fax +39 0522 66 09 79

info@rovatti.it

www.rovatti.it

IPERSOM DIVISION:

42042 FABBRICO (REGGIO EMILIA)

ITALY

Tel +39 0522 66 08 15

Fax +39 0522 66 02 70

info@rovatti.it

www.rovatti.it

ROVATTI FRANCE:

91124 Z.A. LES GLAISES - PALAISEAU

FRANCE

Tel +33 1 69 20 57 35

Fax +33 1 69 20 74 04

info@rovatti.fr

www.rovatti.fr

60_EN_2907

