BERGMANN XPERT
Gross vehicle weight of 12.000 - 34.000 kg

BERGMANN
...die Spezialisten

XPERT – The new model range

New standards in precision and efficiency





Proven quality: “Made in Goldenstedt”



BERGMANN, a successful, medium-sized, family-owned company in the third generation, has been firmly linked to its business location in Goldenstedt and its people for 130 years.

Our actions are determined by an awareness of tradition and our innovative strength. Our state-of-the-art products for spreading and grassland technology, harvesting and transport logistics meet the highest quality standards and are in use worldwide every day.

As a strong and reliable partner in the agricultural sector, we develop and produce practical agricultural technology for our customers at our company’s factory in Goldenstedt.
Our company philosophy, our ambition and our commitment are:

Quality “Made in Goldenstedt”





The spreaders of the BERGMANN XPERT series

BERGMANN has a proven track record in putting innovative ideas into practice and driving vital developments. Our modern spreaders are the ideal choice for environment friendly large-surface spreading of quality materials, such as compost, organic sewage sludge, lime and all kinds of cattle and poultry manure. BERGMANN spreaders operate reliably even under adverse conditions. Due to their high quality standards, BERGMANN spreaders have received highest recognition for functionality and quality with outstanding spreading accuracy.

Wherever particularly demanding spreading work is required, BERGMANN spreaders are used. All spreaders can be equipped with different spreading units depending on the material to be spread and the method of distribution for application rates from 1 to 50 t/ha.

With the XPERT series, BERGMANN sets new standards in spreading technology. Their frameless design, combined with their increased load volumes, higher milling unit passages and greater spreader disk diameters make the BERGMANN XPERT spreaders highly efficient and provide outstanding spreading precision.

The cathodic dip and powder coating as well as the self-supporting design with a small drawbar significantly simplify cleaning and maintenance. The use of materials with increased wear resistance, for example for the scraper floor, reduces the costs for replacement parts.

Larger tyres, depending on the model, make the XPERT easy to tow and reduce ground disturbance.

All BERGMANN XPERT models can be operated via ISOBUS. The optional ISOBUS TIM extension further reduces the driver's workload. A variety of optional equipment and extras allow optimal adaptation to customer requirements.

The BERGMANN XPERT series



XPERT 1.13

- 12,000 - 13,000 kg GVW
- 14.6 m³ load volume*
- Single axle
- Max. tyres 800/45 R30.5



XPERT 1.14

- 13,000 - 20,000 kg GVW
- 14.6 m³ load volume*
- Mechanical tandem chassis with parabolic springs
- Max. tyres 800/45 R26.5



XPERT 2.16

- 15,000 - 20,000 kg GVW
- 17.1 m³ load volume*
- Mechanical tandem chassis with parabolic springs
- Max. tyres 800/45 R26.5



XPERT 3.18

- 17,000 - 18,000 kg GVW
- 19.9 m³ load volume*
- Mechanical tandem chassis with parabolic springs
- Max. tyres 800/45 R26.5



XPERT 3.22

- 21,000 - 22,000 kg GVW
- 19.9 m³ load volume*
- Mechanical tandem chassis with parabolic springs
- Max. tyres 800/45 R30.5



XPERT 4.22

- 21,000 - 22,000 kg GVW
- 21.7 m³ load volume*
- Mechanical tandem chassis with parabolic springs
- Max. tyres 800/45 R30.5



XPERT 4.24

- 23,000 - 24,000 kg GVW
- 21.7 m³ load volume*
- Tandem chassis with hydraulic axle compensation
- Max. tyres 800/45 R30.5



XPERT 5.24

- 23,000 - 24,000 kg GVW
- 25.8 m³ load volume*
- Tandem chassis with hydraulic axle compensation
- Max. tyres 750/60 R30.5



XPERT 6.34

- 33,000 - 34,000 kg GVW
- 29.5 m³ load volume*
- Tridem chassis with hydraulic axle compensation
- Max. tyres 750/60 R30.5

*** Load volume without sidewall extensions, up to dosing wall, including dump cone**



BERGMANN XPERT spreaders

Features at a glance

Smart Farming
- **ISOBUS-TIM** (Tractor Implement Management) optional:
  TIM – SpeedControl
  TIM – PTOControl
  TIM – HydraulicControl
- **Mechanical weighing system** with **ExaRate** weighing compensation optional
- **Selective spreading** with Variable Rate Control (VRC) optional

Body with cathodic dip and powder coating for maximum corrosion protection, extremely long service life, superior surface finish and easy cleaning of the spreader.

Sturdy self-supporting all-steel bin **for maximum payload** and **minimum cleaning and maintenance times**.
Optionally with a mechanical weighing system.

Conical body prevents bulking of material in front of the spreader unit and ensures superior reliability, consistent application rates and reduced power demand.

Milling unit:
- High throughput thanks to large milling unit passage heights
- Finest shredding of material through double tines in V-pattern
- Especially for spreading solid manure in combination with high extension walls: the optional 3-beater milling unit for the XPERT models 4.22 or higher

Operation of the hydraulic functions:
- tractor's control units (standard)
- e-control light (optional)
- PILOTBOX (optional)
- ISOBUS (optional)

Low drawbar (standard) for superior driving comfort or **high drawbar** (optional up to XPERT 2.16).

Mechanical drawbar suspension as standard; hydraulic drawbar suspension optional.

Outstanding reliability thanks to separately protected drive train:
Cam clutches provide independent protection of disk gearboxes and milling beater drive – on T- and V-Spread.

The transfer case of the 2-Spread spreader unit is protected centrally by a robust cam clutch.

Hydraulically driven scraper floor with **four chains with 25 t breaking load per chain** for outstanding reliability and reversing function.

Screwed flights for easy replacement.

EU type approval (CoC) in category R as standard;
no country-specific national approvals necessary.

The chassis are characterised by their robust design for difficult operating conditions.

Minimum ground disturbance and **excellent rolling characteristics** due to wide, high tyres available for all models.

Axle cover for easy cleaning as standard.

Spreader unit:
- Exact distribution of all materials through the standard T-Spread disk spreader unit
- Outstanding precision at working widths of up to 36 m with the (optional) V-Spread disk spreader unit
- Very high throughput rates and versatile use for lime, compost and other materials with the 2-Spread hybrid spreader unit with two vertical beaters (optional)

▶ Coupling and chassis

Easy coupling
All BERGMANN XPERT models feature a height-adjustable, mechanically suspended low drawbar as standard for superior driving comfort.
The drawbar extends a long way under the body on all models. The low hitching point makes starting off at high loads easier. Various drawbar eyes are available for coupling. The rigid drawbar eye is standard. The optional ball coupling offers superior driving comfort with minimum wear. The hydraulic hoses are stored neatly in the hose cabinet, where they are protected from soiling.
High drawbar is optionally available for models XPERT 1.13, 1.14 and 2.16.


XPERT 1.13 to 2.16


XPERT 3.18 to 6.34


XPERT 1.13 to 2.16

Outstanding manoeuvrability
The drawbar is extra slim to allow fast, tight turns, e.g. on headlands. The small size of the drawbar also means that there is little space for dirt to adhere to, thus simplifying cleaning of the spreader.







Smooth driving
The standard mechanical drawbar suspension provides superior driving comfort. The drawbar height can be adjusted to suit any tractor.
The optional hydropneumatic drawbar suspension provides for outstanding driving comfort on both road and field also at high driving speeds. Impacts and vibrations are reliably absorbed.
The drawbar suspension works with nitrogen accumulators at the hydraulic cylinders.





Convenient parking
For quick low-effort coupling and uncoupling, the Jost jack stand with a tongue load of 10 t and 2-speed gearbox is standard equipment.
For increased convenience, a hydraulic jack stand is also available.


XPERT 1.13

Stability
The single axle XPERT 1.13 features a sturdy chassis. The spreader is exceptionally manoeuvrable, especially when reversing. This makes it the perfect choice where space is limited, e.g. narrow farmyards or small areas.
The axle has a track width of 1,900 mm as standard.
In combination with the tyres, the chassis ensures comfortable, smooth driving characteristics on both field and road. A large selection of tyres of various dimensions up to 800/45 R30.5 are available.


XPERT 1.14 to 4.22

Robust chassis
The tandem chassis of the XPERT 1.14 to 3.18 models has a 4-spring pendulum suspension and a track width of 1,900 mm. The XPERT 3.22 and 4.22 models have a track width of 2,100 mm. For a higher gross weight, reinforced optional axles are available for XPERT 1.14 and XPERT 2.16.
In combination with the tyres, the chassis ensure comfortable, smooth driving characteristics on both field and road.

A large choice of tyres is available:
- ▶ XPERT 1.14 to 3.18: max. 800/45 R26.5
- ▶ XPERT 3.22 and 4.22: max. 800/45 R30.5

Robust chassis
The tandem or tridem chassis with hydraulic axle compensation provides comfortable, smooth driving characteristics both on the field and on the road. For very heavy loads and extreme operating conditions, reinforced axles with a larger square axle and stronger brakes are optionally available.

A large choice of tyres is available:
- XPERT 4.24: max. 800/45 R30.5
- XPERT 5.24 and 6.34: max. 750/60 R30.5


XPERT 4.24 to 6.34



Hydraulic axle compensation
The 300 mm hydraulic axle compensation ensures superior driving characteristics, excellent stability and off-road capability as well as safety both at standstill and while driving. Bumps are reliably compensated, ground contact pressure is significantly reduced and wheel subsidence is minimised. The axle compensation ensures that each axle carries the same load, even on rough terrain.

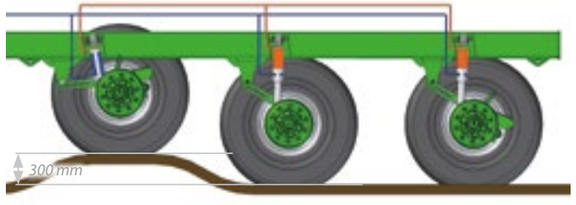



Follow-up steering
The optional follow-up steering (standard from XPERT 4.24) minimises ground disturbance. With the steering axle (tandem) or axles (tridem) unlocked, the wheels adapt when cornering. For driving on roads or inclines and for vehicle manoeuvres, the steering axles can be locked.
In combination with the optional ISOBUS operation, the steering axle automatically locks when driving in reverse gear.

Heavy load connection
Sturdy connection of the axles to the chassis with maintenance-free rubber and metal bearings (silent blocks) in the chassis cylinder. The bearings can absorb both radial and axial forces and provide vibration damping.





Hydraulic forced steering
For even greater driving comfort and minimum tyre wear, the spreaders can be fitted with an optional hydraulic forced steering. It also works reliably when reversing and further relieves the strain on the chassis. Depending on the version, it is controlled by one (tandem) or two (tridem) master cylinders, which can be conveniently connected to the tractor's K50 connection points.

Lift axle
The front axle is optionally available as a lift axle. Raising the axle in field use transfers a greater proportion of the weight to the rear axle, thereby optimising the tractor's towing power. It also avoids negative tongue loads even with the spreader half empty.





Electronic forced steering
The sensorless electronic forced steering ensures fully automatic adaptation of the steering intensity to the driving speed. To improve dynamic stability, the steering angle of the steered axles is reduced at higher driving speeds and fully locked at the preset 50 km/h. Compared to the hydraulic forced steering, the easy coupling to the tractor via the K80 drawbar eye alone maximises manoeuvrability as it eliminates additional connection points and protectors.
Operation is possible either via a separate operator terminal or via ISOBUS.

Tyre options
To minimise ground disturbance during field transports, large-volume tyres with various tread patterns are available (depending on the model) for wheel sizes of 22.5" (up to XPERT 2.16), 26.5" and 30.5" (XPERT 1.13 and from XPERT 3.22). Thanks to their large diameter, the 30.5" tyres have excellent rolling and rollover characteristics even under difficult conditions. The largest available tyre size for the XPERT 3.22 to 4.24 is 800/45 R30.5. The XPERT 5.24 and 6.34 can even be fitted with 750/60 R30.5 tyres.



Angled mudguards
The steep angles of the mudguards with cathodic dip and powder coating effectively reduce material adherence, which significantly decreases the need for cleaning before driving on roads.



Brake system
An air brake system with ALB regulator, which automatically regulates the brake pressure according to the load, and a spring-actuated parking brake are also standard on the XPERT models 1.14 and higher. The single axle XPERT 1.13 features a spring-actuated air brake.



Europe-wide approval
Full EU type approval according to the official regulation is standard.
The CoC (Certificate of Conformity) documents are also supplied. Especially when reselling within the EU, type approval is an advantage, as it removes the need for individual national approvals.













▶ Body

Self-supporting all-steel bin
The self-supporting, fully welded, conical all-steel bin allows maximum payload, reliably prevents the material from bulking in front of the spreader unit, ensures constant application rates and reduces the power demand of the scraper floor drive.

The self-supporting design and the standard axle cover fitted centrally above the chassis, allow quick and easy cleaning of the spreader and reduce cleaning and maintenance times.

The standard cathodic dip and powder coating provides superior corrosion protection, a very long service life, a high-quality finish and easy cleaning of the spreader.

Perfect visibility
The body's front wall features viewing windows, which provide the driver with an unimpeded view of the cargo space (top) and scraper floor (bottom) at all times. The scraper floor and the redirection station can be easily reached for cleaning and maintenance through a removable panel.
A rockfall screen, fitted as standard, protects the driver. If wall extensions are chosen, the rockfall screen is replaced with a front wall extension.

Ergonomic access
An access ladder is fitted on the right side in driving direction to allow checking of the body. Extended, the inclined ladder provides safe, ergonomic access.

More load volume
Even at their basic equipment level, the XPERT spreaders have significantly higher load volumes than other spreaders. The side walls are protected from damage by the scraper guards, which are made of plastic and are fitted as standard. The load volumes of all XPERT models can be increased with rigid, 300 mm high side wall extensions on both sides. For the XPERT 3.22 and higher, side wall extensions for both sides with a height of 550 mm are available - optionally rigid or hydraulically foldable on the left side.
The inclined side wall extensions increase the opening, making loading easier.





Exact documentation
For controlling the load, the total spread mass and the application rate, a mechanical or, from the XPERT 4.24 upwards, a hydraulic weighing system is optionally available.
The mechanical weighing system features a measuring drawbar eye and four (tandem) or six (tridem) weigh bars between body and chassis frame. It is exceptionally accurate and allows precisely metered spreading.
The hydraulic weighing system determines the values using pressure sensors in the chassis hydraulics and drawbar suspension and provides reliable guideline values. The mechanical weighing system, however, delivers higher precision. Display is provided via ISOBUS in each case.



Robust, reliable and low-wear
The scraper floor is made of steel with four robust round-link steel chains with scraper floor bars (each 14x50 mm, 25 t breaking load per chain). A special feature is the highly wear-resistant steel floor, which significantly reduces wear compared to conventional solutions. The bars run on separate wear rails and are screw-fitted, making them easy to replace. They are open towards the underside, so that they convey the material to the spreader unit with a double raking action, while the downward-angled bar mounts ensure that the bars remain reliably in contact with the floor.

The chains engage deeply into the chain sprockets and integrated scrapers at the front and rear reliably prevent chain skipping.

The spreaders can optionally be equipped for lime. This equipment consists of a guide rail fitted centrally between the chain strands and every fifth bar serving as a cleaning bar. Both of these elements are also available individually.







Convenient chain tensioning
The automatic tensioning system ensures a constant tension of the scraper floor chains, providing reliable operation and smooth running. The driver has a clear view of the automatic tensioning system with its four tensioning stations, which can be easily adjusted from the outside.
Central lubrication banks, fitted as standard in the vehicle's front and rear area, simplify the maintenance of the scraper floor.



Powerful drive
The scraper floor is driven hydraulically via the tractor's control units. Infinite adjustment of the scraper floor speed via a flow control valve, e-control light, PILOTBOX or ISOBUS is optionally available.
Large-sized spur gearboxes ensure optimum power transmission. On the XPERT models up to 2.16, the scraper floor is powered from one side; from the XPERT 3.18, it is powered from both sides.



Optimised dosing
In combination with the scraper floor speed, the dosing wall opening width controls the material spreading rate. A dosing wall is optionally available for the XPERT 1.13, 1.14 and 2.16.
For the XPERT 3.18 and higher, a dosing wall is standard.

The dosing walls have the following passage heights:
- XPERT 1.13 to 3.22: 1,550 mm
- XPERT 4.22 to 6.34: 1,700 mm
- XPERT 4.22 to 6.34 with 3-beater milling units: 1,900 mm
- All models with 2-Spread: 1,700 mm



Good visibility
The exact position of the dosing wall can be conveniently checked on the mechanical height indicator with its large scale on the spreader's front wall.
The dosing wall in combination with ISOBUS operation is optionally available with a position sensor. The dosing wall height is displayed on the operator terminal. In combination with the position sensor, the dosing wall can also be automatically opened to a preset opening height at the press of a button.



▶ Milling and spreader units



Perfect shredding
The milling units of all models feature two horizontal beaters as standard and a passage height of 1,550 mm (up to XPERT 3.22) or 1,700 mm (from XPERT 4.22). For efficient shredding, the milling beaters are equipped with double tines in a V-pattern. These are screw-fitted for easy replacement. For a better material flow, the tine carriers are inclined between the tines. This also reduces the power demand.
For the XPERT 4.22 and higher, a milling unit with three horizontal rollers and a passage height of 1,900 mm is optionally available for high throughput rates.



Quiet operation, minimum maintenance
To maximise reliability and service life, the milling beaters are driven via a robust cardan drive as standard. This ensures exceptionally smooth operation. The fully enclosed gearboxes are optimally protected from dirt, dust and moisture. This significantly reduces wear and minimises the need for maintenance, making for higher efficiency in the field and fewer unscheduled downtimes.



Exact setting
To prevent damage to the spreader hood, it is lined with strong PE panels as standard. The lower part of the spreader hood – the lower tailgate – can be adjusted in passage height and inclination. This allows the material feed point on the spreader disks to be ideally positioned over the disks for precise spreading of different materials under varying conditions. A spring-loaded auto-reset system provides protection against foreign objects. By default, the passage height is adjusted via a centrally positioned threaded rod. In combination with ISOBUS operation, the passage height of the lower tailgate can be hydraulically controlled and monitored using the ISOBUS terminal (option).

Drive train for superior reliability
The standard wide-angle PTO shaft allows reliable power transmission even in curves and ensures smooth running.
A reinforced PTO shaft is optionally available.
Rugged, reliable, clever: The heavy-duty drive train is designed for demanding tasks and powerful tractors. The design ensures that maintenance requirements are very low.



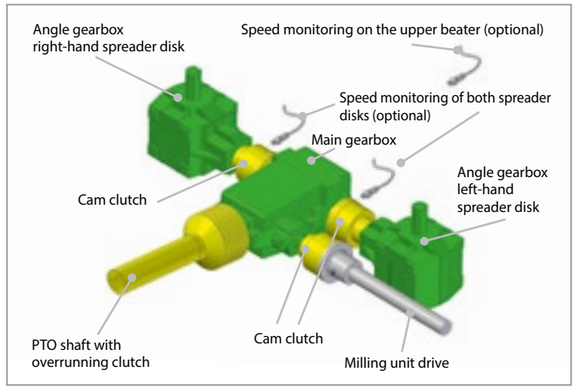

Long service life
The drive of the T-Spread and V-Spread disk spreader units features large-sized gearboxes for a long service life. An overrunning clutch before the main gearbox and cam clutches before the disk gearboxes and the milling unit drive ensure reliable operation. For added safety, speed monitoring in front of the disk gearboxes and on the upper beater is optionally available. With ISOBUS operation, speed monitoring is part of the standard equipment.



Standard disk spreader unit T-Spread
T-Spread is ideal for spreading different materials at working widths of up to 24 m.
The material is finely shredded by the milling beaters and evenly fed to the spreader disks via the spreader hood and lower tailgate for a perfect spreading pattern.



Wide spreading unit V-Spread
The innovative, patented V-Spread wide spreading unit is optionally available for all XPERT models. The disk spreader unit, whose spreader disks are arranged in a V-pattern, is ideal for spreading various materials at working widths of up to 36 m (depending on the material).
The material is finely shredded by the milling beaters and evenly fed to the spreader disks via the spreader hood and lower tailgate for a perfect spreading pattern.



Superior spreading quality
The T-Spread features two spreader disks that are arranged horizontally and at right angles to the direction of travel (up to XPERT 3.22 with ø 1,000 mm and four adjustable spreader blades each, from XPERT 4.22 with ø 1,100 mm and six adjustable spreader blades each). Spreader blades and guide plates are optionally available (up to XPERT 3.22) or fitted as standard (from XPERT 4.22) in Hardox quality – specifically for materials that cause rapid wear.



Maximum working width
The V-Spread wide spreading unit is equipped with a disk spreader unit with two spreader disks arranged in a V-pattern at right angles to the driving direction (ø 1,100 mm and six adjustable spreader blades each). It features spreader blades and guide plates in Hardox quality as standard – specifically for materials that cause rapid wear.
The greater working width reduces the number of passages required for a given area, thereby reducing ground compaction. The use of tram lines is also possible at more than 24 m. Throughput is higher compared to standard spreader units.

BERGMANN INNOVATION INSIDE



Accuracy at the field edge
Three versions of the hydraulically operated spread pattern limiter are optionally available for the models with T- and V-Spread: left side only, right side only, and on both sides. The spread pattern limiter allows precise spreading at the field edges and even fertilisation all the way to the field edge. Prevents soiling of roads, paths and waterways



Greater operator convenience at the field edge
An optionally available position sensing system monitors whether the spread pattern limiter has been activated or deactivated. When the spread pattern limiter is active, the scraper floor speed is automatically reduced to maintain a constant application rate at the reduced working width. This function is available only in combination with ISOBUS operation.



Hybrid spreader unit 2-Spread
The 2-Spread spreader unit with two vertical beaters is the ideal combination of manure and universal spreader unit. In addition to solid manure, it can also be used for spreading lime, compost and other materials with working widths of up to 18 m.
It has a lower power demand than a universal spreader, and the throughput is up to 100 % higher. This makes 2-Spread more efficient than conventional manure spreaders with vertical beaters. The spreading quality is equal to that of a standard disk spreader unit.
The drive of the 2-Spread spreader unit features robust gearboxes for a long service life.

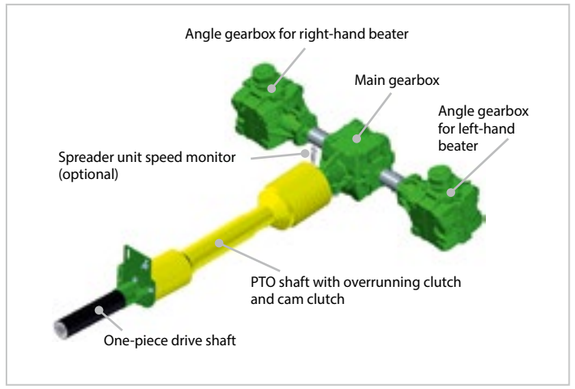

An overrunning clutch and a cam clutch before the main gearbox ensure reliable operation.
The 2-Spread hybrid spreader unit is fitted with two vertical beaters (ø 1,050 mm) and connected spreader disks (ø 1,050 mm, each with three adjustable spreader blades). It has a passage height of 1,700 mm for exceptionally high throughputs.
For optimum shredding and spreading of the material, screwed in angled tines and flat-steel tines are alternately arranged on the beaters.

BERGMANN INNOVATION INSIDE

▶ Operation and convenience

Operation via control units
As standard, the hydraulic functions are operated via the control units of the tractor. An option for adjusting the scraper floor speed via the manually adjustable flow control valve or the electronic e-control light unit is available.





Operation via PILOTBOX
The optional PILOTBOX allows easy operation of the hydraulic functions. The operator controls are arranged clearly and ergonomically and each control has a specific function. The number of machine functions that can be controlled depends on the machine equipment. On the tractor, only a single-acting control unit and an unpressurised return are required. Load sensing is optionally available.







ISOBUS comfort operation
Superior user friendliness and high ease of use with optional ISOBUS operation. Even inexperienced drivers will have no problem operating the intuitive user interface with the self-explanatory graphics and icons. The ISOBUS software features a load counter and speed monitoring as standard as well as the Task Controller (TC) Basic (operating status, documentation, machine geometry). Thanks to the AEF-certified software, the vehicle can be operated via any ISOBUS terminal. A tractor with its own ISOBUS-compatible terminal does not require an additional terminal in the cab. This means that the driver has a clear all-round view, which improves road safety and provides a better overview on the field.



Also optionally available are additional AUX-N control devices, such as the CCI A3 multi-function lever, as well as Variable Rate Control (VRC) for selective spreading and SectionControl (SC). On the tractor, only a single-acting control unit and an unpressurised return are required. Load sensing is optionally available.



ISOBUS terminal BCI 600
The BCI 600 with 5.6" touch screen display is fully ISOBUS compatible and can be used with all machines and makes. Operation is optionally possible via the touch screen or directly via the 12 function buttons. The backlit, double-row function buttons and the ergonomic grip bar on the back allow reliable, comfortable operation with one hand even on rough terrain and without needing to look down.



ISOBUS terminal CCI 800
With its large 8" display, the CCI 800 allows the operator to fully focus on the task at hand. Multi touch in combination with the innovative menu navigation makes it as easy to operate as a smartphone. Functions such as Task-Controller and Section Control can be integrated. A connection to the agrirouter is also possible. For even more convenience, camera images can be displayed in addition to the user interface.

Exact application rates
The ExaRate weighing compensation system is integrated in the ISOBUS software and continually monitors the weight reduction during spreading and compares it to the specified application rate (t/ha). The actual application rate is automatically adjusted to the specified application rate. This makes the organic fertiliser go even further, supplying the soil with just the right amount of nutrients for a higher crop yield.

ExaRate

BERGMANN INNOVATION INSIDE





Counting made easy
For documentation on machines without ISOBUS equipment, the optional load counter counts the spread loads and displays them at the press of a button.

Selective cultivation
Selective cultivation (Variable Rate Control, or VRC) at non-homogeneous soil conditions is possible through the use of application maps in the ISO XML or Shape format in combination with the BERGMANN control system. This allows, for example, fertiliser to be applied as needed, thereby maximising yields and minimising costs.





Reliable lubrication
The optional central lubrication system automatically lubricates all connected lubrication points at the set intervals. This significantly reduces periodic maintenance times for the user.

Easy data exchange
The agrirouter is a neutral, generic web-based platform for data exchange between machines and agricultural software. Machine, GPS and order data can, for example, be saved in ISO XML format and conveniently transferred from the terminal via the agrirouter to the farm's agricultural software. The agricultural software can also send data such as application maps to the vehicle.





Everything in sight
For safe, comfortable working in darkness, two smartly designed light packages are optionally available. The first package consists of an LED working light for the cargo space and two powerful LED floodlights at the rear to light the spreading area behind and to the sides of the spreader. In addition to these items, the second package contains additional LED side floodlights that further improve the illumination and an LED strip above the scraper floor chain redirection.

Trailer controls tractor
(TIM – Tractor Implement Management)
The XPERT series is the first range from BERGMANN to feature ISOBUS TIM functions. Three functions are available, some of which can also be combined.
TIM – SpeedControl controls the tractor's driving speeds at a constant scraper floor speed (= constant spreading pattern).
TIM – PTOControl switches the PTO shaft on and off coupled with the scraper floor, controls the PTO speed to match the working width and deactivates the PTO shaft if the spreader disks or milling beaters are blocked.
TIM – HydraulicControl allows the tractor to be controlled via its control units from an ISOBUS terminal.
There is no need for a hydraulic control block in the spreader.

BERGMANN INNOVATION INSIDE







Good visibility
In addition to the clearly visible LED taillights and side marker lights, which are integrated as standard, further lighting options are available for even greater safety and convenience. These include additional taillights at the top on the spreader hood and swan-neck lights on either side of the rear.

Technical data

Model		XPERT 1.13	XPERT 1.14	XPERT 2.16	XPERT 3.18	XPERT 3.22	XPERT 4.22	XPERT 4.24	XPERT 5.24	XPERT 6.34
Chassis		Single axle	Tandem, mechanical	Tandem, mechanical	Tandem, mechanical	Tandem, mechanical	Tandem, mechanical	Tandem, hydraulic	Tandem, hydraulic	Tridem, hydraulic
Gross vehicle weight	kg	12,000 – 13,000	13,000 – 20,000	15,000 – 20,000	17,000 – 18,000	21,000 – 22,000	21,000 – 22,000	23,000 – 24,000	23,000 – 24,000	33,000 – 34,000
Low drawbar		Standard	Standard	Standard	Standard	Standard	Standard	Standard	Standard	Standard
High drawbar		Optional	Optional	Optional	–	–	–	–	–	–
Dead weight[1]	kg	6,600	7,400	7,600	n.a.	n.a.	9,400	9,700	10,400	12,300
Load[1]	kg	5,400 – 6,400	5,600 – 12,600	7,400 – 12,400	n.a.	n.a.	11,600 – 12,600	13,300 – 14,300	12,600 – 13,600	20,700 – 21,700
Bridge dimensions										
Length	mm	5,690	5,690	6,230	6,770	6,770	6,820	6,820	7,920	8,920
Width	mm	2,050	2,050	2,050	2,050	2,050	2,050	2,050	2,050	2,050
Height	mm	1,070	1,070	1,170	1,270	1,270	1,420	1,420	1,420	1,420
Vehicle dimensions										
Length (T-Spread, V-Spread)	mm	8,450	8,450	8,950	9,665	9,665	9,715	9,715	10,860	11,860
Length (2-Spread)	mm	8,430	8,430	8,930	9,650	9,650	9,650	9,650	10,744	11,744
Width without tyres	mm	2,550	2,550	2,550	2,550	2,550	2,550	2,550	2,550	2,550
Width with tyres	mm	2,727[4)]	2,727[4)]	2,727[4)]	2,727[4)]	2,927[2)]	2,927[2)]	2,927[2)]	2,927[2)]	2,927[2)]
Height (2-beater milling unit, T-Spread, V-Spread)	mm	3,426[3)]	3,344[4)]	3,344[4)]	3,553[2)]	3,568[2)]	3,648[2)]	3,735[2)]	3,765[2)]	3,755[2)]
Height (3-beater milling unit, T-Spread, V-Spread)	mm	–	–	–	–	–	3,798[2)]	3,885[2)]	3,915[2)]	3,905[2)]
Height (2-Spread)	mm	3,506[3)]	3,424[4)]	3,424[3)]	3,633[2)]	3,648[2)]	3,648[2)]	3,735[2)]	3,765[2)]	3,755[2)]
Transfer height (without extension), tyres min.	mm	2,556[3)]	2,474[4)]	2,574[4)]	2,882[2)]	2,898[2)]	3,048[2)]	3,135[2)]	3,165[2)]	3,155[2)]
Transfer height (without extension), tyres max.	mm	2,748[5)]	2,724[6)]	2,824[6)]	2,918[6)]	3,036[5)]	3,186[5)]	3,265[5)]	3,388[7)]	3,378[7)]
Load volume without extensions[8)]	m^3	14.6	14.6	17.1	19.9	19.9	21.7	21.7	25.8	29.5
Load volume with 300 mm extensions[8)]	m^3	18.2	18.2	21	24.1	24.1	26.0	26.0	30.8	35.1
Load volume with 550 mm extensions[8)]	m^3	–	–	–	–	27.3	29.2	29.2	34.6	39.5
Milling unit passage (2-beater milling unit)	mm	1,550	1,550	1,550	1,550	1,550	1,700	1,700	1,700	1,700
Milling unit passage (3-beater milling unit)	mm	–	–	–	–	–	1,900	1,900	1,900	1,900
Spreader unit passage (2-Spread)	mm	1,700	1,700	1,700	1,700	1,700	1,700	1,700	1,700	1,700
Spreader disk diameter (T-Spread)	mm	1,000	1,000	1,000	1,000	1,000	1,100	1,100	1,100	1,100
Number of spreader blades (T-Spread)		4	4	4	4	4	6	6	6	6
Spreader disk diameter (V-Spread)	mm	1,100	1,100	1,100	1,100	1,100	1,100	1,100	1,100	1,100
Number of spreader blades (V-Spread)		6	6	6	6	6	6	6	6	6
Power demand (T-Spread, V-Spread)	kW / HP	88 – 191 / 120 – 260	88 – 191 / 120 – 260	96 – 206 / 130 – 280	110 – 257 / 150 – 350	110 – 257 / 150 – 350	118 – 294 / 160 – 400	118 – 294 / 160 – 400	147 – 331 / 200 – 450	184 – 368 / 250 – 500
Power demand (2-Spread)	kW / HP	81 – 176 / 110 – 240	81 – 176 / 110 – 240	88 – 184 / 120 – 250	103 – 221 / 140 – 300	103 – 221 / 140 – 300	110 – 257 / 150 – 350	110 – 257 / 150 – 350	132 – 294 / 180 – 400	169 – 331 / 230 – 450

Optional:

- Hydraulic drawbar suspension
- Hydraulic or electronic forced steering
- Lift axle
- Side wall extensions
- Speed monitor
- V-Spread, 2-Spread
- Spread pattern limiter (T-Spread, V-Spread)
- ISOBUS operation
- TIM (Tractor Implement Management)
- Central lubrication system
- LED working lights
- Various lighting options
- Range of tyre options
- Weighing system

[1)] depending on equipment level
[2)] with BKT 710/50 R26.5 reference wheel
[3)] with Alliance 650/50 R22.5 reference wheel
[4)] with Nokian 560/45 R22.5 reference wheel
[5)] with Vredestein 800/45 R30.5 reference wheel
[6)] with Nokian 710/50 R26.5 reference wheel
[7)] with Mitas 750/60 R30.5 reference wheel
[8)] load volume up to dosing wall and with dump cone

We reserve the right to make changes to dimensions, weights and technical data. Dimensions and weights do not necessarily correspond to series versions and are not binding. Illustrations may contain additional equipment.

07/2026 tdNW Verden



Our product range contains the right vehicle for every operation and every application.

- Manure spreaders
- Universal spreaders
- Loader wagons
- Forage transport trailers
- Body swap systems
- Transfer trailers
- Beet transfer trailers
- Bodies for self-propelled systems

BERGMANN

...die Spezialisten

Ludwig Bergmann
International Sales GmbH

Hauptstraße 64 - 66
49424 Goldenstedt / Germany
Tel. +49 (0) 44 44 - 20 08-0
Fax +49 (0) 44 44 - 20 08 88
info@l-bergmann.de

www.bergmann-goldenstedt.de

Member of BERGMANN GROUP

