



**LOWA PROFESSIONAL**  
**SELL-IN 2021**

# THE BRAND


**LOWA**  
**PROFESSIONAL**

# DEPENDABLY MEETING PROFESSIONAL NEEDS

In 1923, when the master shoemaker Lorenz Wagner laid the foundation for the LOWA company, the craftsman made customer satisfaction a cornerstone of his business. It is a belief that we still hold today as we follow in the tradition established by our company's founder. After all, one thing is clear: Only satisfied customers become long-lasting customers.

This is particularly true for people who need footwear for professional uses. The men and women who perform tough jobs spend many hours and weeks on their feet. They deserve to have the very best footwear possible. The jobs require tremendous physical exertion on the part of these professionals and can place them in extreme situations.

In such work, shoes and boots provide critically important support to the wearers' bodies. The designers of our TASK FORCE collection focused on three top priorities when developing the line: They were determined to create footwear that offered the highest-possible comfort, pleasant fit and effective protection.



“For real work situations, comfort and fit are deciding factors — and quality is of vital importance.”

Alexander Nicolai  
LOWA CEO

# OUR PHILOSOPHY

LOWA PROFESSIONAL stands for authentic and high-quality products that meet the very highest standards. We produce our premium professional products by drawing on our many years of experience, our understanding of the very latest technology and our commitment to our core values of fit, comfort and innovation.



# **LOWA LABORATORY**

**Ever since the start, the three basic values of quality, fit and innovation have stood at the top of the list of priorities for LOWA. In order for LOWA products to always keep their promise, quality control has always been given solid attention at every step of the workflow. The in-house LOWA testing laboratory enables diverse tests and also increases the brand's independence from external testing facilities.**



# LOWA PROFESSIONAL: THE LOWA TF COLLECTION



TASK FORCE

LOWA

||||| TASK FORCE

# BRAND BOOKLET

BRAND BOOKLET  
PROFESSIONAL

**LOWA**  
PROFESSIONAL




LAST UPDATE: SEPTEMBER 2020

PHOTO: G. MARIANI

# BRAND BOOKLET

## THE BRAND



## THE LOWA BRAND

LOWA – TRADITION AND INNOVATION SINCE 1923

### PERFECTION KNOWS NO COMPROMISE

"Simply more..." is the official slogan of our company, LOWA. It also sums up the quality standard that applies to everything we do – a commitment that stretches from the outdoor activities to professional missions.

We do not just produce high-quality footwear. We also combine innovative technologies with functional materials and a sustainable corporate philosophy.

This has allowed us to create values that have provided optimum fit and occupational durability for more than 95 years.

It is a quality pledge to which we will remain faithful in the years to come across a global footwear market, think locally and produce our products in Europe. Our headquarters has been located in the very same Bielefeld town of Jahnstraße since 1923. It is also the home of our German production site. Our main production operations are located in Steinhilber and Italy.



LOWA  
simply more...



## THE LOGO



## THE LOGO

LOWA PROFESSIONAL LOGOS

### Spacing

To prevent the impact of the logo from being distorted in any way, all letter elements must be placed at a certain distance from it. The minimum spacing between the logo and other elements is equal to the height of the letter "L". This defined amount of spacing can be determined directly from the logo design itself. It will increase or decrease proportionally to the application size.



LOWA WORK  
(Communications safety shoes) positive



LOWA WORK  
(Communications safety shoes) negative



LOWA TASK FORCE  
(Communications mission shoes) positive



LOWA TASK FORCE  
(Communications mission shoes) negative

LOWA  
simply more...

## THE TYPOGRAPHY



## TYPOGRAPHY

COMPANY FONTS AND WEBFONTS

DIN PRO Condensed Light

The design element of the light font style is used in headlines. The font typography should have a light, open structure, but still maintain a certain weight.

DIN PRO Condensed Regular

Through the combination of parts, DIN PRO Condensed Regular is the most neutral and balanced. The regular font style is used for body copy and captions.

DIN PRO Condensed Medium

It is the best choice for headlines and titles. The font typography should have a certain weight and be slightly condensed. The regular font style is used for body copy and captions.

DIN PRO Condensed Bold

The bold font is used to attract attention and emphasize the most important information. It is the most condensed and has the highest weight.

COMPANY FONTS AND WEBFONTS  
OTHER FONTS

DIN Next LT Pro

Should the preceding company fonts be unavailable for the preparation of information, the font DIN Next LT Pro Heavy Condensed serves as a suitable alternative.

DIN Next LT Pro

With the support of certain fonts, DIN Next LT Pro Heavy Condensed is the most neutral and balanced. The regular font style is used for body copy and captions. However, consider it to be used with discretion.

ALTERNATIVE SYSTEM FONTS

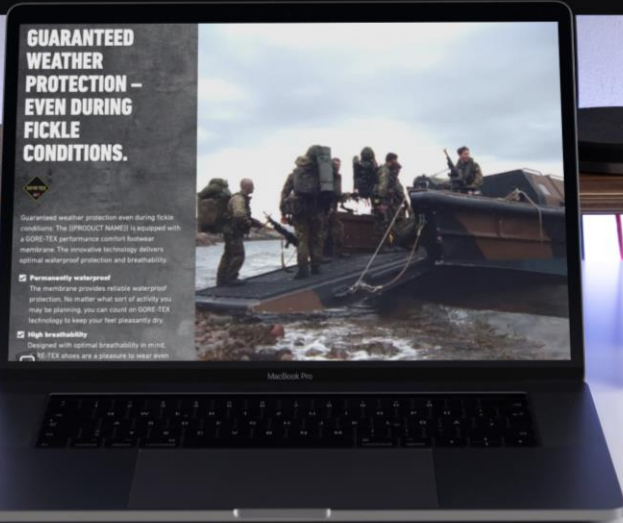

Arial Regular, Arial Bold

Trebuchet MS Regular, Trebuchet MS Bold

You will find more details about typography in the LOWA Outdoor CD Manual.



# WEBSITE



# DIVISION LOWA TASK FORCE



COMBAT



PATROL



CQC  
(CLOSE-QUARTERS COMBAT)

# PPE REGULATION

## General Labelling Categories

### Basic and Additional Requirements for LOWA Occupational Footwear

<b>O2</b>	Category O2 Occupational Footwear
<b>HI</b>	Heat Insulation of Sole Complex
<b>CI</b>	Cold Insulation of Sole Complex
<b>WR</b>	Water Resistance
<b>HRO</b>	Outsole Resistance to Hot Contact
<b>FO</b>	Outsole Resistance to fuel oil
<b>SRA</b>	Slip Resistance (Tested on ceramic tile wetted with sodium lauryl sulphate)
<b>SRB</b>	Slip Resistance (Tested on steel with glycerol)
<b>SRC</b>	Slip Resistance (Tested under SRA and SRB conditions)

### Occupational footwear design in accordance with DIN EN ISO 20347:2012

#### Design

- A Low Shoe
- B Ankle Boot
- C Half Knee Boot
- D Knee Boot



**COMBAT**

# COMBAT BOOT GTX



**LOWA**  
TASK FORCE

- Board lasted – cemented sole
- Full grain leather – 2.4-2.6 mm
- Open hooks and D-rings
- GTX Performance Comfort Footwear
- Vibram® Tsavo
- UK 6 - 13
- 1920 g/ pair (UK 8)
- Upper height + Form (DIN) 205mm/ design C

# MOUNTAIN BOOT GTX



**LOWA**  
TASK FORCE

- Board lasted – cemented sole
- Full grain leather – 2.4-2.6 mm
- Open hooks and D-rings
- GTX Performance Comfort Footwear
- Vibram® Tsavo
- UK 6 - 13
- 1735 g/ pair (UK 8)
- Upper height + Form (DIN) 170mm/ design B

**ALSO AVAILABLE IN:**



**0999 - BLACK**



**0493 – DARK BROWN**

# ELITE EVO GTX



SLIP RESISTANCE



CLOSED HOOKS



LOWA RUBBER SOLE



2 ZONE LACING



RESOLEABLE



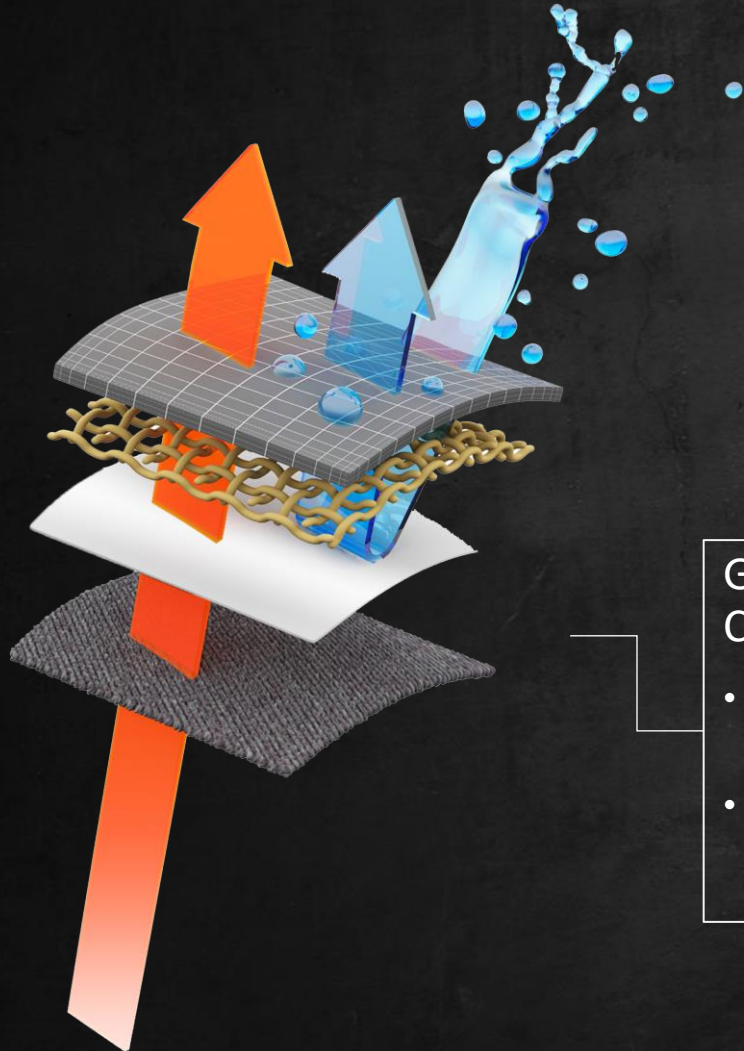
MODERATELY STIFF

**LOWA**  
TASK FORCE

- Board lasted – cemented sole
- Full grain leather – 2.2-2.4 mm
- Closed hooks
- GTX Extended Comfort Footwear
- LOWA® Natural
- UK 6 - 13
- 1600 g/ pair (UK 8)
- Upper height + Form (DIN) 165mm/ design B



# GORE-TEX TOF LAMINATES




## GORE-TEX PERFORMANCE COMFORT FOOTWEAR

- Permanently waterproof, highly breathable, windproof
- Especially during fickle conditions

## GORE-TEX EXTENDED COMFORT FOOTWEAR

- Permanently waterproof, highly breathable, windproof
- Especially for warm temperatures



# ELITE EVO N GTX



SLIP RESISTANCE



CLOSED HOOKS



LOWA RUBBER SOLE



2 ZONE LACING



RESOLEABLE



MODERATELY STIFF

**LOWA**  
TASK FORCE

- Board lasted – cemented sole
- Nubuck leather – 2.0-2.2 mm
- Closed Hooks
- GTX Extended Comfort Footwear
- LOWA® Natural
- UK 5 - 15
- 1540 g/ pair (UK 8)
- Upper height + Form (DIN) 165mm/ design B

# ELITE EVO N

**LOWA**  
TASK FORCE



TEXTILE  
LINING



SLIP  
RESISTANCE



CLOSED  
HOOKS



LOWA  
RUBBER  
SOLE



2 ZONE  
LACING



RESOLEABLE



MODERATELY  
STIFF

- Board lasted – cemented sole
- Nubuck leather – 2.0-2.2 mm
- Closed Hooks
- Fabric lining
- LOWA® Natural
- UK 5 - 15
- 1460 g/ pair (UK 8)
- Upper height + Form (DIN)  
165mm/ design B

# ELITE DESERT



**LOWA**  
TASK FORCE

- Board lasted – cemented sole
- Suede leather – 2.0-2.2 mm
- Closed Hooks
- Fabric lining
- Vibram® MVS
- UK 6 - 13
- 1580 g/ pair (UK 8)
- Upper height + Form (DIN) 175mm/ design B

# ELITE EVO

**LOWA**  
TASK FORCE



TEXTILE  
LINING



SLIP  
RESISTANCE



CLOSED  
HOOKS



LOWA  
RUBBER  
SOLE



2 ZONE  
LACING



RESOLEABLE



MODERATELY  
STIFF

- Board lasted – cemented sole
- Suede leather – 2.0-2.2 mm
- Closed Hooks
- Fabric lining
- LOWA® Natural
- UK 6 - 13
- 1460 g/ pair (UK 8)
- Upper height + Form (DIN)  
165mm/ design B

**PATROL**

# Z-11S GTX C

**LOWA**  
TASK FORCE



- Slip lasted – injected sole
- Suede leather – 2.0-2.2 mm
- Open and closed hooks
- GTX Extended Comfort Footwear
- LOWA® Tactical Z Trac®
- UK 6.5-13, 14, 15
- 1550 g/ pair (UK 8)
- Upper height + Form (DIN) 265mm/ design C

# Z-8N GTX C

**LOWA**  
TASK FORCE



- Slip lasted – injected sole
- Buffalo leather – 2.0-2.2 mm
- Closed hooks
- GTX Extended Comfort Footwear
- LOWA® Tactical Z Trac®
- UK 6.5-13, 14, 15
- 1430 g/ pair (UK 8)
- Upper height + Form (DIN) 200mm/ design C



**ALSO AVAILABLE IN:**



**0999 - BLACK**



**0410 - DESERT**



**0493 - DARK BROWN**

# Z-8S GTX C

**LOWA**  
TASK FORCE



- Slip lasted – injected sole
- Suede leather – 2.0-2.2 mm
- Closed hooks
- GTX Extended Comfort Footwear
- LOWA® Tactical Z Trac®
- UK 6.5-13, 14, 15
- 1400 g/ pair (UK 8)
- Upper height + Form (DIN) 200mm/ design C

# ALSO AVAILABLE IN:



0410 - DESERT



0493 - DARK BROWN



0731 - COYOTE OP



0999 - BLACK

# Z-8S C

**LOWA**  
TASK FORCE



TEXTILE LINING



CLOSED HOOKS



DOUBLE INJECTION



LOWA RUBBER SOLE



STABILITY FRAME



MODERATELY STIFF

- Slip lasted – injected sole
- Suede leather – 2.0-2.2 mm
- Closed hooks
- Fabric lining
- LOWA® Tactical Z Trac®
- UK 6.5-13, 14, 15
- 1380 g/ pair (UK 8)
- Upper height + Form (DIN) 200mm/ design C

**ALSO AVAILABLE IN:**



**0731 – COYOTE OP**



**0410 - DESERT**

# LOWA TECHNOLOGIES

## Lacing Hooks



### CLOSED HOOKS

The shoe is equipped with lacing hooks with a closed design. The laces are guided securely through the closed loops and cannot slip out of their hooks. The closed design of the hooks also makes it less likely that they will get caught upon contact with objects. Closed hooks are particularly important on shoes and boots used in fast-roping or skydiving.



### OPEN HOOKS

The shoe is equipped with lacing hooks with an open design. These allow laces to be tied and untied quickly, making taking the shoes on and off simple and comfortable. They also allow individually adjustable lacing, which is a significant point in favour of pleasant comfort. Open hooks are well suited for shoes and boots in rigorous outdoor applications.

# Z-6N GTX C

**LOWA**  
TASK FORCE



- Slip lasted – injected sole
- Buffalo leather – 2.0-2.2 mm
- Closed hooks
- GTX Extended Comfort Footwear
- LOWA® Tactical Z Trac®
- UK 6.5-13, 14, 15
- 1330 g/ pair (UK 8)
- Upper height + Form (DIN) 155mm/ design B

# ALSO AVAILABLE IN:



0410 - DESERT



0493 - DARK BROWN



0999 - BLACK



# Z-6S GTX C

**LOWA**  
TASK FORCE



- Slip lasted – injected sole
- Suede leather – 2.0-2.2 mm
- Closed hooks
- GTX Extended Comfort Footwear
- LOWA® Tactical Z Trac®
- UK 6.5-13, 14, 15
- 1330 g/ pair (UK 8)
- Upper height + Form (DIN) 155mm/ design B

# ALSO AVAILABLE IN:



0731 – COYOTE OP



0410 - DESERT



0493 – DARK BROWN



0999 - BLACK

# Z-6S C

**LOWA**  
TASK FORCE



- Slip lasted – injected sole
- Buffalo leather – 2.0-2.2 mm
- Closed hooks
- Fabric lining
- LOWA® Tactical Z Trac®
- UK 6.5-13, 14, 15
- 1310 g/ pair (UK 8)
- Upper height + Form (DIN) 155mm/ design B

**ALSO AVAILABLE IN:**



**0410 - DESERT**



**0731 - COYOTE OP**

# R-8 GTX THERMO



**LOWA**  
TASK FORCE



CLOSED  
HOOKS



SINGLE  
INJECTION



2 ZONE  
LACING



SUPPORT  
FRAME



MINIMAL  
SEAMS



MODERATELY  
STIFF

- Slip lasted – injected sole
- Full grain leather – 1.8-2.0 mm
- Closed hooks
- GTX Performance Comfort Footwear
- Vibram® Arctic Grip Trac® II
- UK 6.5-12, 13
- 1380 g/ pair (UK 8)
- Upper height + Form (DIN) 195mm/ design C

# RENEGADE II N GTX HI TF



SLIP RESISTANCE



CLOSED HOOKS



SINGLE INJECTION



LOWA RUBBER SOLE



SUPPORT FRAME



MODERATELY STIFF

**LOWA**  
TASK FORCE

- Slip lasted – injected sole
- Nubuck leather – 1.8-2.0 mm
- Closed hooks
- GTX Extended Comfort Footwear
- LOWA® Patrol
- UK 6.5-15
- 1280 g/ pair (UK 8)
- Upper height + Form (DIN) 200mm/ design C

# RENEGADE II GTX HI TF

**LOWA**  
TASK FORCE



SLIP  
RESISTANCE



CLOSED  
HOOKS



SINGLE  
INJECTION



LOWA  
RUBBER  
SOLE



SUPPORT  
FRAME



MODERATELY  
STIFF

- Slip lasted – injected sole
- Full grain leather – 1.8-2.0 mm
- Closed hooks
- GTX Extended Comfort Footwear
- LOWA® Patrol
- UK 6.5-15
- 1300 g/ pair (UK 8)
- Upper height + Form (DIN) 200mm/ design C

# RENEGADE II GTX MID TF

**LOWA**  
TASK FORCE



SLIP RESISTANCE



CLOSED HOOKS



SINGLE INJECTION



LOWA RUBBER SOLE



SUPPORT FRAME



MODERATELY STIFF

- Slip lasted – injected sole
- Full grain leather – 1.8-2.0 mm
- Closed hooks
- GTX Extended Comfort Footwear
- LOWA® Patrol
- UK 6.5-15
- 1240 g/ pair (UK 8)
- Upper height + Form (DIN) 160mm/ design B



# RENEGADE II GTX MID TF MF

**LOWA**  
TASK FORCE



SLIP RESISTANCE



METAL-FREE



CLOSED HOOKS



SINGLE INJECTION



LOWA RUBBER SOLE



SUPPORT FRAME



MODERATELY STIFF

- Slip lasted – injected sole
- Full grain leather – 1.8-2.0 mm
- Closed polymer hooks
- GTX Extended Comfort Footwear
- LOWA® Patrol
- UK 6.5-12, 13, 14, 15
- 1240 g/ pair (UK 8)
- Upper height + Form (DIN) 160mm/ design B

# R-6 GTX



**LOWA**  
TASK FORCE



SLIP RESISTANCE



CLOSED HOOKS



SINGLE INJECTION



LOWA RUBBER SOLE



2 ZONE LACING



SUPPORT FRAME



MINIMAL SEAMS

- Slip lasted – injected sole
- Full grain leather – 1.8-2.0 mm
- Closed hooks
- GTX Extended Comfort Footwear
- LOWA® Patrol
- UK 6.5-15
- 1300 g/ pair (UK 8)
- Upper height + Form (DIN) 170mm/ design B

# RENEGADE II GTX LO TF

**LOWA**  
TASK FORCE



SLIP  
RESISTANCE



SINGLE  
INJECTION



LOWA  
RUBBER  
SOLE



SUPPORT  
FRAME



MODERATELY  
STIFF

- Slip lasted – injected sole
- Full grain leather – 1.8-2.0 mm
- Closed hooks
- GTX Extended Comfort Footwear
- LOWA® Patrol
- UK 6.5 - 15
- 1030 g/ pair (UK 8)
- Upper height + Form (DIN) 85mm/ design A



GORE-TEX

LOWA

# RENEGADE II GTX LO TF MF

**LOWA**  
TASK FORCE



- Slip lasted – injected sole
- Full grain leather – 1.8-2.0 mm
- Closed polymer hooks
- GTX Extended Comfort Footwear
- LOWA® Patrol
- UK 6.5 - 15
- 1030 g/ pair (UK 8)
- Upper height + Form (DIN) 85mm/ design A

**CQC**

**(CLOSE-QUARTERS COMBAT)**

# ZEPHYR GTX HI TF

**LOWA**  
TASK FORCE



- Slip lasted – injected sole
- Suede leather – 1.4-1.6 mm
- Closed hooks fabric loops
- GTX Extended Comfort Footwear
- LOWA® Cross
- UK 5.5-12, 13
- 1240 g/ pair (UK 8)
- Upper height + Form (DIN) 200 mm/ design C

# ALSO AVAILABLE IN:



0410 - DESERT



0731 - COYOTE OP



0736 - COYOTE



0750 - RANGER  
GREEN



0999 - BLACK

# ZEPHYR HI TF

**LOWA**  
TASK FORCE



TEXTILE  
LINING



CLOSED  
HOOKS



DOUBLE  
INJECTION



LOWA  
RUBBER  
SOLE



STABILITY  
FRAME



MODERATELY  
STIFF

- Slip lasted – injected sole
- Suede leather – 1.4-1.6 mm
- Closed hooks fabric loops
- Fabric lining
- LOWA® Cross
- UK 5.5-12, 13
- 1230 g/ pair (UK 8)
- Upper height + Form (DIN)  
200 mm/ design C



# ZEPHYR GTX MID TF



CLOSED  
HOOKS



DOUBLE  
INJECTION



LOWA  
RUBBER  
SOLE



STABILITY  
FRAME



MODERATELY  
STIFF

**LOWA**  
TASK FORCE

- Slip lasted – injected sole
- Suede leather – 1.4-1.6 mm
- Closed hooks + fabric loops
- GTX Extended Comfort Footwear
- LOWA® Cross outsole
- UK 6.5-12 + 13
- 1120 g/ pair (UK 8)
- Upper height + Form (DIN) 150mm/ design B

# ALSO AVAILABLE IN:



0410 - DESERT



0493 - DARK BROWN



0731 - COYOTE OP



0750 - RANGER  
GREEN



0736 - COYOTE



0737 - WOLF GREY



0999- BLACK

# ZEPHYR MID TF

**LOWA**  
TASK FORCE



TEXTILE  
LINING



CLOSED  
HOOKS



DOUBLE  
INJECTION



LOWA  
RUBBER  
SOLE



STABILITY  
FRAME



MODERATELY  
STIFF

- Slip lasted – injected sole
- Suede leather – 1.4-1.6 mm
- Closed hooks + fabric loops
- Fabric lining
- LOWA® Cross outsole
- UK 6.5-12 + 13
- 1100 g/ pair (UK 8)
- Upper height + Form (DIN)  
150mm/ design B

# ALSO AVAILABLE IN:



0731 – COYOTE OP



0410 - DESERT



0736 - COYOTE

# LOWA TECHNOLOGIES

## Sole Stiffness



### STIFF

Footwear labelled "STIFF" has a high degree of rigidity. This means the soles will remain firm even when subjected to stress.



### FLEXIBLE

Footwear labelled "FLEXIBLE" has little rigidity. This quality supports the foot's natural rolling properties.



### MODERATELY STIFF

Footwear labelled "MODERATELY STIFF" provides a good combination of optimal support for the foot's musculature and pleasant rolling properties.

# INNOX PRO GTX MID TF

**LOWA**  
TASK FORCE



DYNA**PU**®



- Slip lasted – injected sole
- Synthetic + fabric
- Closed hooks + fabric loops
- GTX Extended Comfort Footwear
- LOWA® Multi Trac®
- UK 6.5-13 + 14, 15
- 940 g/ pair (UK 8)
- Upper height + Form (DIN) 140mm/ design B

# ALSO AVAILABLE IN:



0999 - BLACK



0731 - COYOTE OP



0737 - WOLF GREY



0750 - RANGER  
GREEN

# INNOX PRO MID TF

**LOWA**  
TASK FORCE



TEXTILE  
LINING



CLOSED  
HOOKS



DOUBLE  
INJECTION



LOWA  
RUBBER  
SOLE

DYNA**PU**®



SUPPORT  
FRAME



FLEXIBLE

- Slip lasted – injected sole
- Synthetic + fabric
- Closed hooks + fabric loops
- Fabric lining
- LOWA® Multi Trac®
- UK 6.5-13 + 14, 15
- 930 g/ pair (UK 8)
- Upper height + Form (DIN)  
140mm/ design B



# ZEPHYR GTX LO TF

**LOWA**  
TASK FORCE



- Slip lasted – injected sole
- Suede leather – 1.4-1.6 mm
- Eyelets + fabric loops
- GTX Extended Comfort Footwear
- LOWA® Cross
- UK 6.5-12, 13
- 1010 g/ pair (UK 8)
- Upper height + Form (DIN) 90mm/ design A



# ALSO AVAILABLE IN:



0731 – COYOTE OP



0737 – WOLF GREY



0750 – RANGER GREEN



0999 - BLACK

# INNOX PRO GTX LO TF

**LOWA**  
TASK FORCE



DYNA**PU**®



- Slip lasted – injected sole
- Synthetic + fabric
- Eyelets + fabric loops
- GTX Extended Comfort Footwear
- **LOWA® Multi Trac®**
- UK 6.5-13, 14, 15
- 800 g/ pair (UK 8)
- Upper height + Form (DIN) 80mm/ design A



# ALSO AVAILABLE IN:



0731 – COYOTE OP



0737 – WOLF GREY



0999 - BLACK

# INNOX PRO LO TF

**LOWA**  
TASK FORCE



TEXTILE  
LINING



DOUBLE  
INJECTION



LOWA  
RUBBER  
SOLE

DYNA**PU**®



SUPPORT  
FRAME



FLEXIBLE

- Slip lasted – injected sole
- Synthetic + fabric
- Eyelets + fabric loops
- GTX Extended Comfort Footwear
- **LOWA® Multi Trac®**
- UK 6.5-13, 14, 15
- 790 g/ pair (UK 8)
- Upper height + Form (DIN) 80mm/ design A

**ALSO AVAILABLE IN:**



**0737 – WOLF GREY**



**0999 - BLACK**



**0731 – COYOTE OP**

# MADDOX GTX LO TF

**LOWA**  
TASK FORCE



DYNA**PU**®



- Slip lasted – injected sole
- Synthetic + fabric
- Speedlace
- GTX Extended Comfort Footwear
- **LOWA® Enduro Evo**
- UK 6.5-13, 14, 15
- 720 g/ pair (UK 8)
- Upper height + Form (DIN) 80mm/ design A

**ALSO AVAILABLE IN:**



**0999 - BLACK**



**0737 - WOLF GREY**



# **PROFESSIONAL SOCKS**

# 3-SEASON PRO

**LOWA**  
PROFESSIONAL



- Comfort cuff pro
- Padded toebox pro
- Pressure relieving achilles tendon pad pro
- Bandage pro/ midfoot bandage
- Ventilated R/L footbed
- Ankle pads pro

# ALSO AVAILABLE IN:



0410 - DESERT



0734 - DARK BROWN



0750 - RANGER GREEN



0999 - BLACK

# 4-SEASON PRO

**LOWA**  
PROFESSIONAL



- Comfort cuff pro
- Padded toebox pro
- Pressure relieving achilles tendon pad pro
- Bandage pro/ midfoot bandage
- Ventilated R/L footbed
- Ankle pads pro

# ALSO AVAILABLE IN:



0999 - BLACK



0410 - DESERT



0731 - DARK BROWN



0750 - RANGER  
GREEN

# WINTER PRO

**LOWA**  
PROFESSIONAL



- Comfort cuff pro
- Padded toebox pro
- Thermal-ribs including achilles tendon pad pro
- Bandage pro/ midfoot bandage
- Primaloft R/L footbed
- Ankle pads pro

**ALSO AVAILABLE IN:**



**0731 - DARK BROWN**



**0999 - BLACK**

# COMPRESSION PRO

**LOWA**  
PROFESSIONAL



- Comfort cuff pro
- Padded toebox pro
- Pressure relieving achilles tendon pad pro
- Bandage pro/ midfoot bandage
- Ventilated R/L footbed
- Ankle pads pro
- Gradual compression



# ALSO AVAILABLE IN:



0410 - DESERT



0999 - BLACK

# PRICE POINTS



# SALES CONTACT



## **MATTHIAS PREUSSEL**

**Phone: +49 8137 999 467**

**E-Mail: [matthias.preussel@lowa.de](mailto:matthias.preussel@lowa.de)**

## **HOLGER NEU**

**Phone: +49 8137 999 460**

**E-Mail: [holger.neu@lowa.de](mailto:holger.neu@lowa.de)**

## **TUDOR DRAGOMIR**

**Phone: +49 8137 999 461**

**E-Mail: [tudor.dragomir@lowa.de](mailto:tudor.dragomir@lowa.de)**

## **GIAN LUCA FARINAZZO**

**Phone: +39 335 6633994**

**E-Mail: [GianLuca.Farinazzo@lowa.de](mailto:GianLuca.Farinazzo@lowa.de)**

# MARKETING CONTACT



**MAIL:** [PROFESSIONAL@LOWA.DE](mailto:PROFESSIONAL@LOWA.DE)

**ROMINA NEUMAIER**  
**+49 8137 999 337**



**MICHAEL FRANK**  
**+49 8137 999 358**



**KARIN ROTH**  
**+49 8137 999 356**

