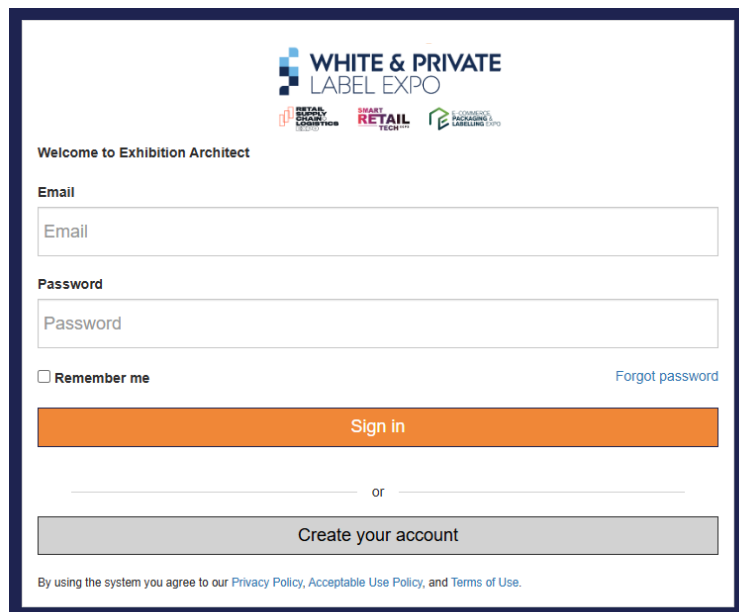


# Creative Live: How To Create An Account

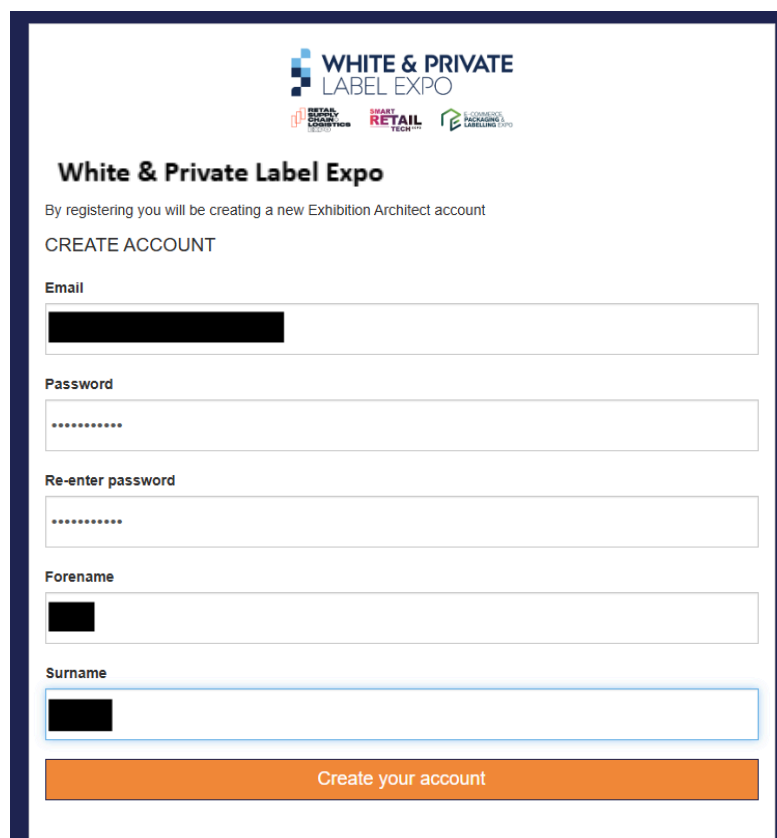
1. Open the White & Private Label and Co-Located Shows website for Creative Live:

<https://white-label.exhibitionarchitect.co.uk>



The screenshot shows the login page for the White & Private Label Expo. At the top, there is a logo for 'WHITE & PRIVATE LABEL EXPO' and three smaller logos: 'RETAIL SECURITY SOLUTIONS', 'SMART RETAIL TECH', and 'LOGISTICS PACKAGING LABELING LTD'. Below the logos, the text 'Welcome to Exhibition Architect' is displayed. The form includes an 'Email' input field, a 'Password' input field, a 'Remember me' checkbox, and a 'Forgot password' link. A prominent orange 'Sign in' button is centered below the password field. Below this, there is an 'or' separator and a grey 'Create your account' button. At the bottom, a small disclaimer states: 'By using the system you agree to our Privacy Policy, Acceptable Use Policy, and Terms of Use.'

2. Click '**Create Your Account**'. The below form will show, fill in the relevant details then select create your account.



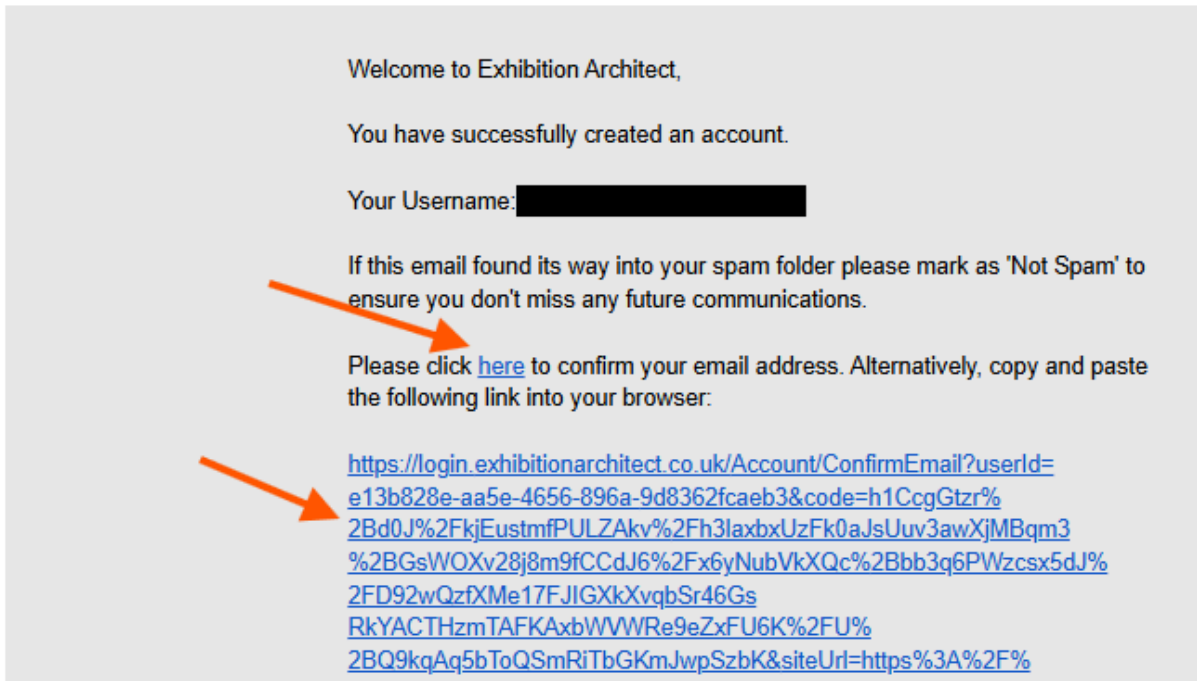
The screenshot shows the account creation page for the White & Private Label Expo. At the top, there is a logo for 'WHITE & PRIVATE LABEL EXPO' and three smaller logos: 'RETAIL SECURITY SOLUTIONS', 'SMART RETAIL TECH', and 'LOGISTICS PACKAGING LABELING LTD'. Below the logos, the text 'White & Private Label Expo' is displayed. The text 'By registering you will be creating a new Exhibition Architect account' is shown, followed by the heading 'CREATE ACCOUNT'. The form includes an 'Email' input field (with a blacked-out email address), a 'Password' input field (with masked characters), a 'Re-enter password' input field (with masked characters), a 'Forename' input field (with a blacked-out forename), and a 'Surname' input field (with a blacked-out surname). A prominent orange 'Create your account' button is centered at the bottom of the form.

- The below message will appear on the screen.




- You will receive an email that looks like the below. You need to click either one of these links to confirm your email address. Please also check your junk/spam folder.

**From:** [registration@exhibitionarchitect.co.uk](mailto:registration@exhibitionarchitect.co.uk) <[registration@exhibitionarchitect.co.uk](mailto:registration@exhibitionarchitect.co.uk)>  
**Sent:** 12 February 2026 9:34 AM  
**To:** [REDACTED]  
**Subject:** Exhibition Architect Account Registration



- Once you click one of the links in the email, it will confirm your account and the below will open in a new window.



- Press 'Click here to log in' - which takes you to the Creative Live login page. Complete your login details and 'Sign In'.

The screenshot shows a login page with the following elements:

- Logo for WHITE & PRIVATE LABEL EXPO at the top.
- Three smaller logos below: RETAIL SUPPLY CHAIN LOGISTICS, SMART RETAIL TECH, and E-COMMERCE PACKAGING & LABELING EXPO.
- Text: "Welcome to Exhibition Architect".
- An "Email" input field with a blacked-out value.
- A "Password" input field with masked characters (dots).
- A checkbox labeled "Remember me" and a link "Forgot password".
- An orange "Sign in" button.
- An "or" separator.
- A grey "Create your account" button.
- Footnote: "By using the system you agree to our [Privacy Policy](#), [Acceptable Use Policy](#), and [Terms of Use](#)."

- The below form will show, complete your Exhibiting Company Name and Stand Number, and click search:

The screenshot shows a form titled "White & Private Label Expo" with the following elements:

- Logo for WHITE & PRIVATE LABEL EXPO at the top.
- Three smaller logos below: RETAIL SUPPLY CHAIN LOGISTICS, SMART RETAIL TECH, and E-COMMERCE PACKAGING & LABELING EXPO.
- Text: "Complete your profile".
- Section: "Exhibitor Details" with a text input field labeled "Exhibitor Name".
- Section: "Stand Details" with a text input field labeled "Stand Number".
- A "Search" button at the bottom right.

8. If it says 'No match found', you will need to click 'Create New' to add your company.



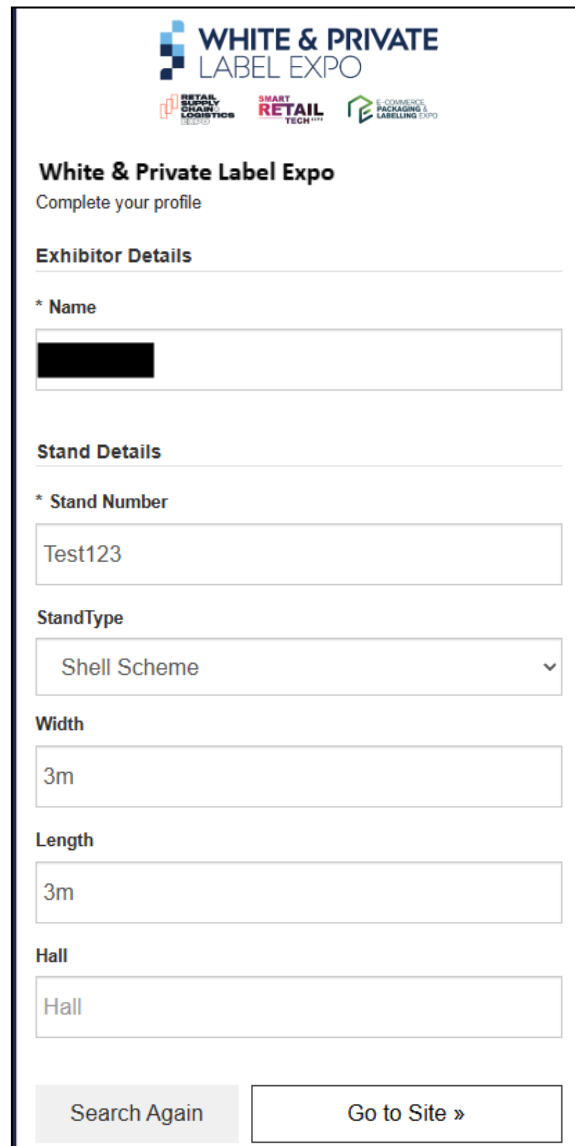
**WHITE & PRIVATE LABEL EXPO**  
RETAIL SUPPLY LOGISTICS EXPO | SMART RETAIL TECH | COMMERCE PACKAGING & LABELLING EXPO

**White & Private Label Expo**  
Complete your profile

No match found!

Search Again      Create New

9. Complete your Company Name, Stand Number and stand details. These can be found on your Exhibitor Portal under 'Your Stand Information' if you're not sure.



**WHITE & PRIVATE LABEL EXPO**  
RETAIL SUPPLY LOGISTICS EXPO | SMART RETAIL TECH | COMMERCE PACKAGING & LABELLING EXPO

**White & Private Label Expo**  
Complete your profile

**Exhibitor Details**

\* Name  
[Redacted]

**Stand Details**

\* Stand Number  
Test123

StandType  
Shell Scheme

Width  
3m

Length  
3m

Hall  
Hall

Search Again      Go to Site »

10. Click 'Go To Site' and the Creative Live Ordering Site will load:

WHITE & PRIVATE LABEL EXPO

SEARCH...

Exhibitor: Flo - TEST Stand: test

0 Items Your Account

Welcome to the White & Private Label Expo and Co-located Shows

Below are your list of Tasks to complete. Please focus first on those with the most pressing deadlines.

Shell Scheme stands include white shell scheme panels, grey carpet and a fascia with a printed company name. You must submit the company name to be printed above your stand using the 'Nameboard' form, no later than the specified deadline. If you believe additional is provided by the organiser, please discuss and confirm with your Account Manager.

For any queries regarding services and products, please contact [sales@creativelive.uk](mailto:sales@creativelive.uk)

Early Booking prices below are available only on order received by 12th October 2026, furniture order by 4th October 2026. Standard prices will apply to orders received after this date.

Filter: All Expand / Collapse

| Compulsory Tasks ^ |            | 0% Complete (0 / 1 tasks) |           |     |      |               |
|--------------------|------------|---------------------------|-----------|-----|------|---------------|
| Task               | Action     | Early Bird                | Due Date  | N/A | Done | Status        |
| Nameboard          | Compulsory | N/A                       | 12-Oct-26 | —   | Auto | 152 Days Left |

| Optional Tasks ^    |          | 0% Complete (0 / 4 tasks) |           |                          |                          |               |
|---------------------|----------|---------------------------|-----------|--------------------------|--------------------------|---------------|
| Task                | Action   | Early Bird                | Due Date  | N/A                      | Done                     | Status        |
| Electrics           | Optional | 12-Oct-26                 | 12-Oct-26 | <input type="checkbox"/> | <input type="checkbox"/> | 152 Days Left |
| Floorcovering       | Optional | 12-Oct-26                 | 12-Oct-26 | <input type="checkbox"/> | <input type="checkbox"/> | 152 Days Left |
| Furniture           | Optional | 04-Oct-26                 | 04-Oct-26 | <input type="checkbox"/> | <input type="checkbox"/> | 144 Days Left |
| Shell Scheme Extras | Optional | 12-Oct-26                 | 12-Oct-26 | <input type="checkbox"/> | <input type="checkbox"/> | 152 Days Left |

If you have any issues with creating an account, please contact Creative Live directly on [sales@creativelive.uk](mailto:sales@creativelive.uk).

**Remember, Early Booking prices are available only on orders received by:**

**4th October - Furniture**

**12th October - Electric, Flooring & Graphics!**

**Also, the deadline for submitting your company name to be printed on your**

**Shell Scheme Nameboard is 12th October!**