

payments, fraud
& compliance

gaming leaders' summit

Brand Guidelines

Content

Payments, fraud & compliance
Gaming Leaders' Summit

Logo

Typography

Colours

Do's & Dont's

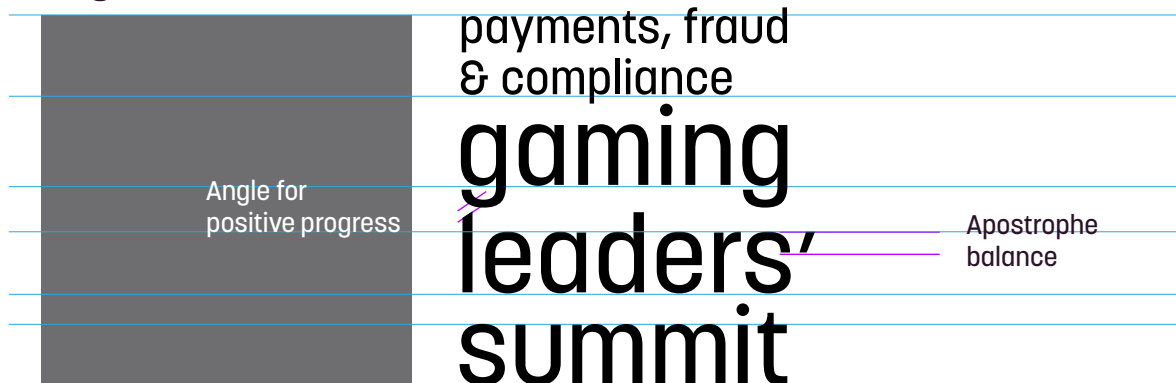
Layout Templates

Payments, fraud & compliance Gaming Leaders' Summit

Logo

Font Text —————
KOROLEV MEDIUM

Logo Formation



Payments, fraud & compliance Gaming Leaders' Summit

Logo



payments, fraud
& compliance
**gaming
leaders'
summit**


Logo with Date



payments, fraud
& compliance
**gaming
leaders'
summit**

27 January 2025
London UK

Logo with Date



payments, fraud
& compliance
**gaming
leaders'
summit**

27 January 2025
London UK

Typography

KOROLEV

MEDIUM

Lorem ipsum dolor sit amet,
consectetur adipiscing elit.

LIGHT

Lorem ipsum dolor sit amet, consectetur adipiscing elit.



payments, fraud
& compliance
**gaming
leaders'
summit**

27 January 2025
London UK

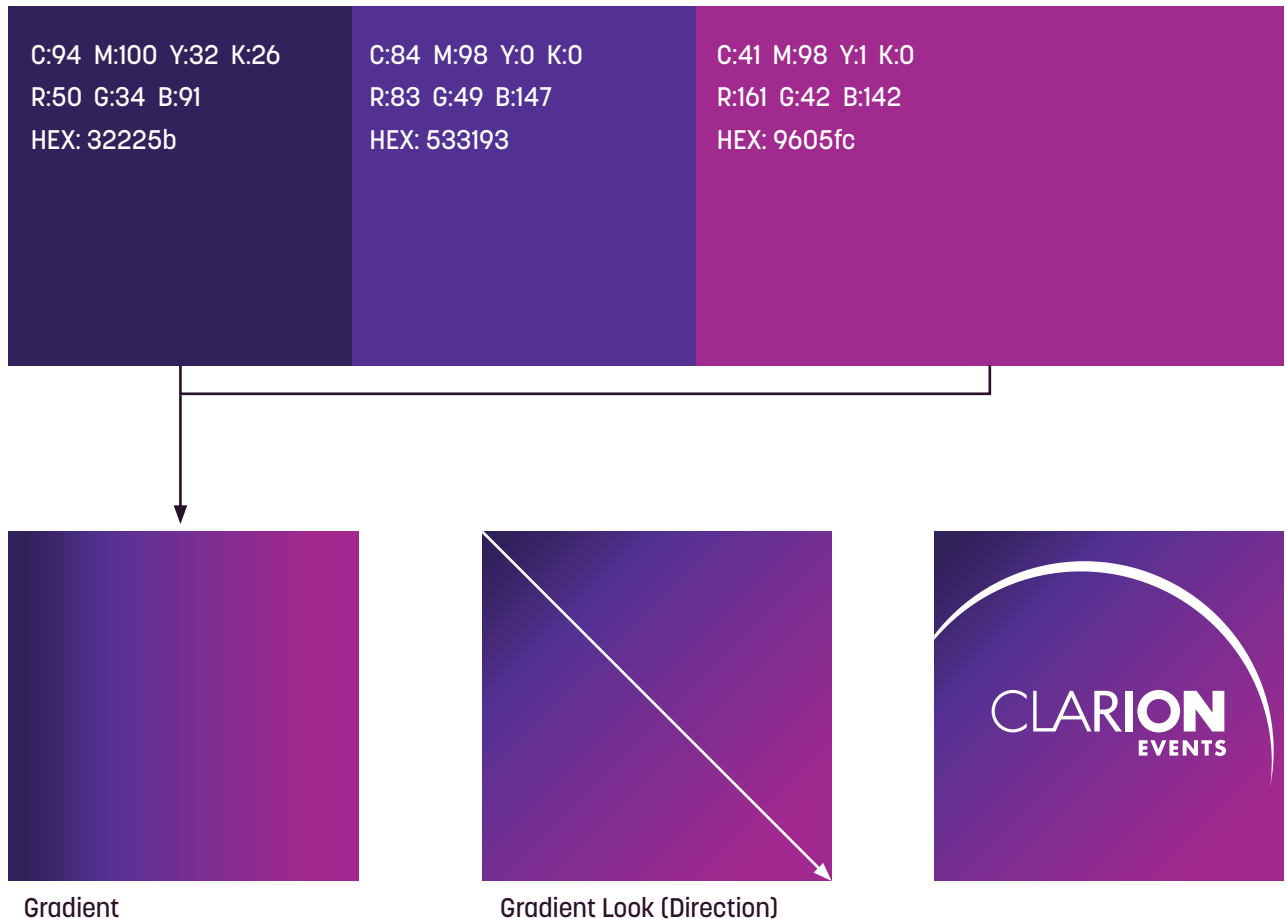
———— KOROLEV MEDIUM

———— KOROLEV MEDIUM

———— KOROLEV MEDIUM

COLOUR

Gradient Colours



Background Colour



DO'S & DONT'S

DO's



payments, fraud
& compliance
**gaming
leaders'
summit**

27 January 2025
London UK

Use the correct Logo Lockup as the need arise.

DONT's



Do not Move the
Clarion event logo
anywhere.



Do not chage the
gradient angle



Do not use a flat
colour



Do not use any background
colour other then prescribed.

For external use - please
ensure logo is readable on a
dark background or use the
black text version on lighter
backgrounds.

LAYOUTS

Usage

All backgrounds should be set to our background colour. In front of that can be set trapezoid shapes with our gradient fill added. Shapes should bleed off the page and have either 3 or 2 sides of the shape showing.

Background Colour



Overall layout background



Gradient Coloured boxes



The gradient shapes should be placed in such a way as to not interfere with the main content and should be used sparingly.

LAYOUTS



freestanding banners

Two main types with logos or with text.
Some also have added directional arrow added.

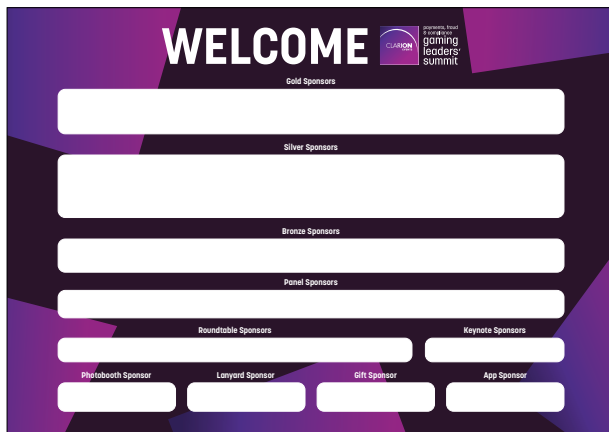
Lectern

Standard rectangle - logo low from top as
sometimes lighting casts shadow from
lectern top



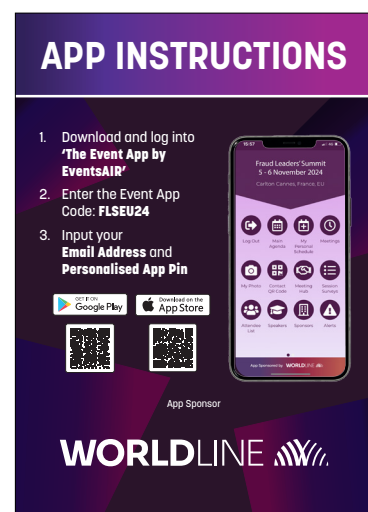
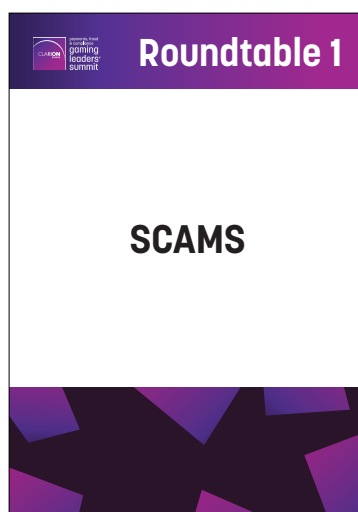
Sponsor meeting boards (front and Back)

LAYOUTS



Shard signs

Shard signs are on legs which attach through signs (hence the large left/right margins)



A3 Strut Cards

Strut cards go on roundtables and need to be visible - these need a sponsored and non sponsored version. Text size of roundtable title has been based on previous length of titles which can be a couple of lines long.

A3 App

Like the Strut cards these go on roundtables with wifi login instructions