

European gas market analysis platform

Gain complete visibility of the European gas markets for smarter, faster decision-making. The solution simplifies your job by streamlining data sources and giving you a clear reading of all relevant gas data.

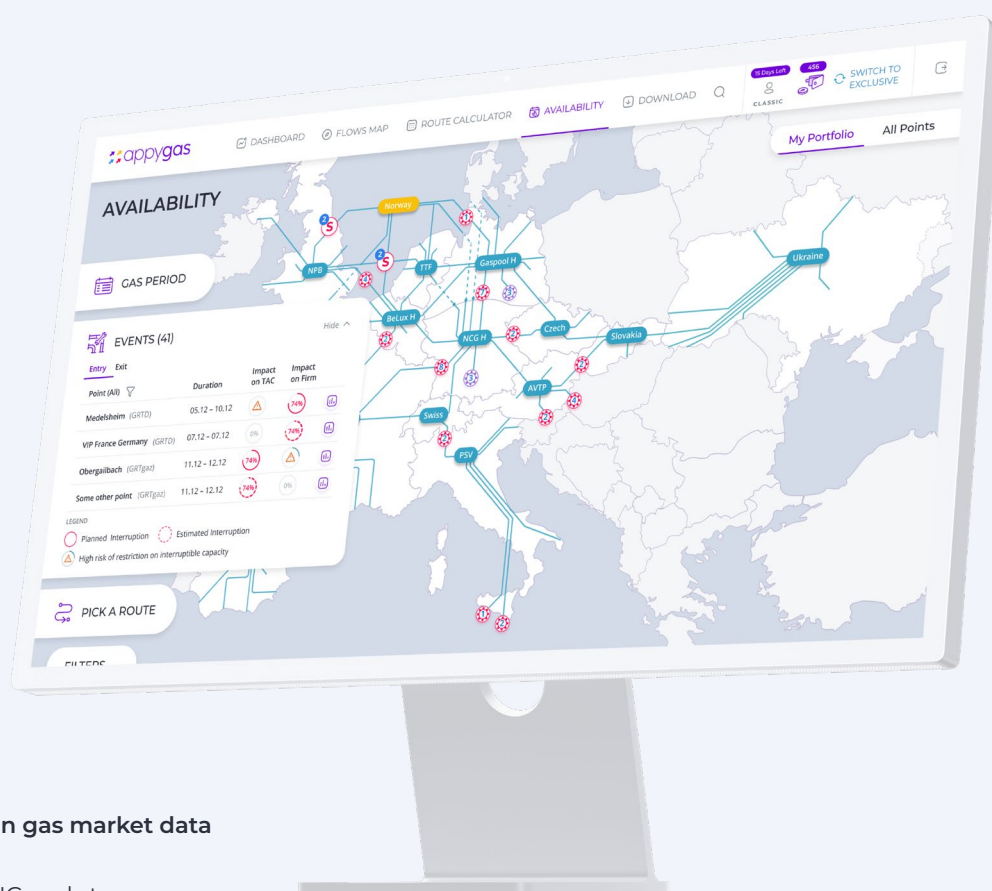
 appygas
powered by **eleks**



With appygas, you get

02

EUROPEAN GAS MARKET ANALYSIS PLATFORM



01

Up-to-date European gas market data

Flow information, LNG and storage data, hub and transportation prices, maintenance schedules and other valuable information included.

02

Smart visualization

All fundamentals are presented as graphs allowing you to observe trends easily. Intuitive dashboards providing daily updates on key indicators.

03

Faster strategic decision-making

Smarter trading with daily capacity updates from European TSOs and statistics on past auction results.

04

Route in the money and top PRISMA deals

Traders can identify opportunities and get deals over the line faster and more efficiently.

05

Ability to plan and calculate gas transportation costs

You can rely on aggregated data analysis from over 60 sources and up-to-date TSO tariffs.



Who benefits from appygas?

Traders and portfolio managers

With data on flows, congestions, fees and bookings consolidated in intuitive and customizable dashboards, you can stay up to date and optimize your efficiency with minimal effort.

Gas infrastructure managers

appygas' comprehensive European gas market overview helps you to understand regional impacts and monitor market trends, so that you can make smarter, quicker decisions.

Business analysts

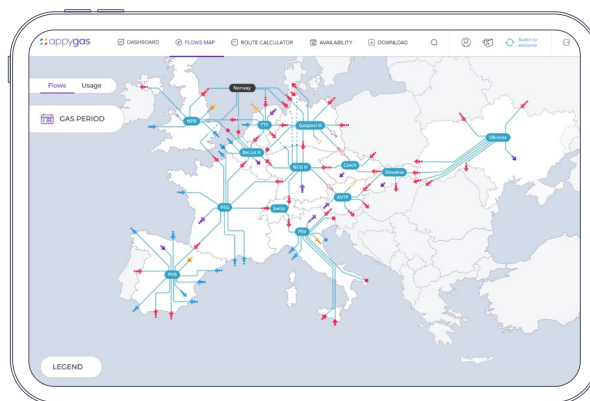
With gas data presented clearly in one place, you can gain a holistic view and provide more accurate gas market forecasting.

Dispatchers

Uninterrupted supplies are more critical than ever, and appygas makes it easier for you to monitor and anticipate congestion by keeping you informed of all maintenance events.

Our solutions

my.appygas platform



Five modules, multiple possibilities

By integrating data from more than 60 independent sources across European markets, appygas can help you monitor, maintain, trade and supply gas with maximum efficiency. my.appygas platform includes a suite of in-built tools that automatically handle complex calculations and formula aggregations to produce actionable outputs, including:

Flows map: Get up-to-date gas flow data at a glance

- 12 markets covered, including Germany, Belgium, France, Spain, UK, Luxembourg, Netherlands, Czech Republic, Italy, Switzerland, Slovakia, and Ukraine
- (V)IP, storage, LNG, production and consumption points
- Anytime visibility of latest gas flow and usage data

Route calculator: Improve your booking strategy

- View and assess alternative routes that meet your shipping and storage needs
- Compare spread and transport fees
- Keep track of auction results and never miss a trading opportunity again

Availability module: Monitor maintenance works with ease

- Keep track of maintenance works on (V)IPs and at storage facilities
- Fully customise your dashboard to fit your portfolio
- Plan your booking based on future maintenance works

Dashboard: Get fully customisable daily updates on gas market trends

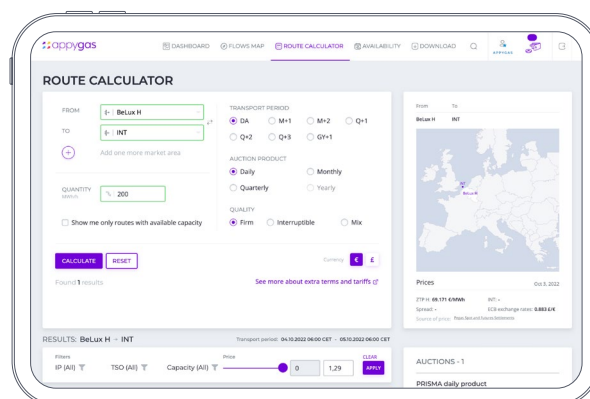
- Get market-wide or tailored maintenance updates
- Compare European gas pipeline supply with LNG availability
- Monitor auction surcharges
- Weigh up hub prices, spreads and transport data

Download module: Download as many data sets as you need in a few clicks

- Export data for your own analysis
- Filter specific market areas and/or points of interest
- Select timeframes and your preferred file format for your data downloads

Data-driven innovation tailored to your organization

At ELEKS, we have decades of experience designing and delivering custom software solutions in the energy industry. Our team uses a proprietary development framework allowing us to prototype and build products rapidly. We offer fully customizable and extensible pre-built components, and workflows for the gas and oil sector, ensuring product scalability, quality, and performance.



Benefits of building your customized solution based on appygas

01

Pre-built platform ready for re-use and customization (authorization, user management, data source management, UI concept, data visualizations, and more)

02

Variety of sources that can be enriched with your internal data, prioritized and customized according to your needs

03

Fast deployment and stable, cost-effective operations thanks to Cloud-based infrastructure

04

Market leading security standards for enhanced data protection

05

Benefit from our 30 years of experience in Data Integration, Enterprise software, Data science and ML, User Experience (UX) design, IT Security and more

06

With 50+ projects delivered in the Energy sector, ELEKS understands your business problems.



About appygas

A digital platform providing advanced data visualization capabilities for the European gas market, appygas was established in 2017 as a start-up initiative of GRTgaz Deutschland. In July 2022,

the company has been acquired by ELEKS – its long-term technology partner and the driving force behind the technical implementation of appygas services from the very start.



Today, appygas operates in over 12 markets and collaborates with Europe's largest energy companies.