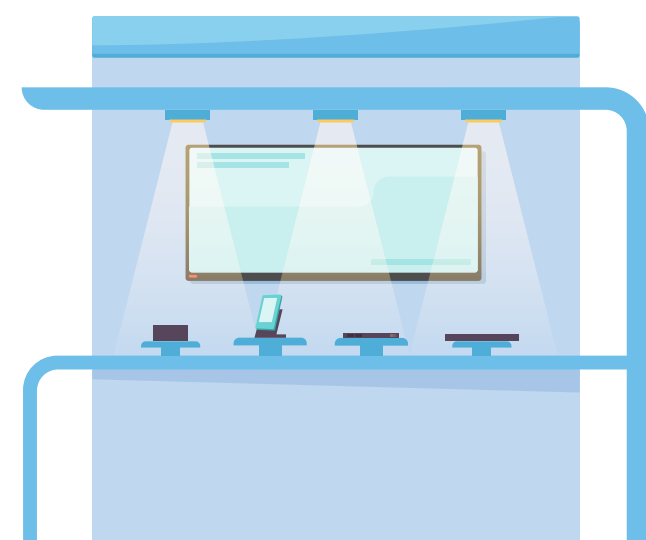


ICE

Fira Barcelona

Pillar Regulations

If a pillar straddles your booth and the gangway, you may clad around the pillar but the structure must not protrude more than 10cm away from the pillar that sits within the gangway.




If the pillar contains fire signage and you wish to clad around the pillar, the cladding should not exceed the bottom of the fire signage. If this is not possible, the fire signage can be removed, with an associated cost and it must only be the Fira who remove the signage.

The exhibitor or contractor is required to install replacement signs, that must have the same characteristics as the original (colour, dimensions, icons, etc), which they must provide. These replacement signs must be placed on the same side and at the same height on the cladding structure to maintain visibility and compliance. If anyone wishes to do this, please contact our Customer Success team so we can update our records.

ICE.support@clariongaming.com

If the pillar has a panic button, you must provide a minimum opening of 15cm x 15cm to the panic button.




Do not clad a pillar exceeding our height restrictions of 4m. Anything over 4m will need to be approved by the organisers. Please reach out to our Customer Success team for approval.


ICE.support@clariongaming.com

If you have a pillar within your footprint, you may vinyl it. Only the Fira are permitted to vinyl the pillar.


You may vinyl only up to 6m as per our walling regulations or up to the bottom of any fire signage.




If the pillar contains fire signage and you wish to vinyl, the vinyl can reach up to the bottom of the fire signage.



If the pillar has a BIE fire hydrant, you may clad around it but the fire safety equipment must remain visible and accessible.



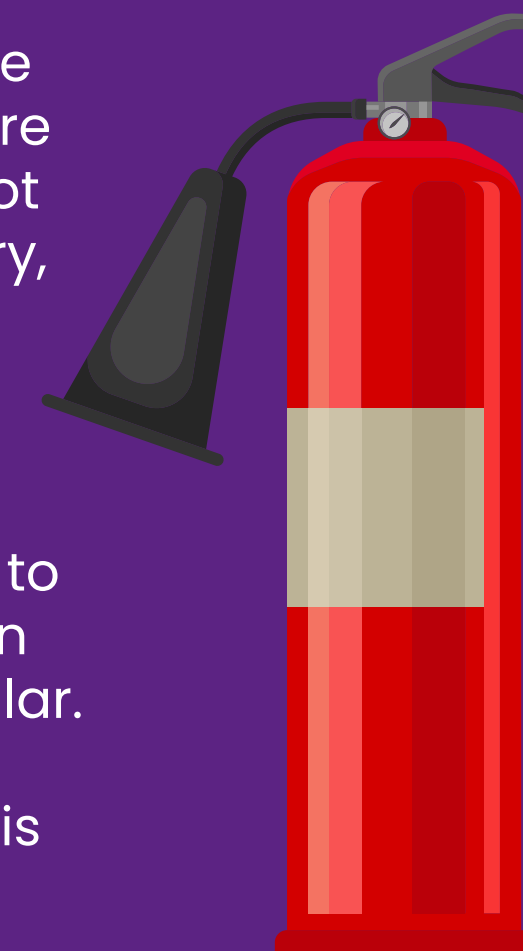
Some of the fire equipment in Halls 3, 4 and 6 include fixed switchboards. The switchboards can be cladded but need to be accessible during build up and dismantling to other exhibitors.



In the case of cladding or applying vinyl to columns with fire equipment, extinguishers, fire alarm call points, signage or any other informational element of the venue, they must always be visible and accessible. They cannot be manipulated, removed or broken.



If the pillar has a single fire extinguisher, the fire extinguisher should not be moved. If necessary, you can request the removal of the fire extinguisher from the column but the fire extinguisher will need to remain freestanding in front of the original pillar.



If you opt to do this, it is at a fee from the Fira and it is only the Fira who can remove the fire extinguisher. You must order a freestanding unit for it by the Fira. The fire extinguisher, along with its freestanding unit and signage, should remain in situ for build, show open and break. Please send your requests through to the Customer Success team.

ICE.support@clariongaming.com

You can clad around the pillar. If cladding, the structure must be freestanding, and nothing should be attached to the pillar. An adequate protection must be used or a safe distance must be maintained between the construction materials and the pillar.

You may clad only up to 6m as per our walling regulations or up to the bottom of any fire signage.

