



ORDER FORM

Remit to:

Lowe Rental, Inc.
7405 Graham Rd. Suite B
Fairburn, GA 30213, USA

 Tel: (770) 461-9001

 Fax: (770) 461-8020

 Email: info@LoweUSA.com

 www.lowerental.com/us

NOTE: 8% Damage Waiver
Applied to ALL Orders.

*No refunds for cancellation
after closing date.

Payment is required prior
to closing date. Equipment
will not be installed unless
payment has been received.
Additional 10% will be
applied to all orders received
after the closing date.

**Placing order by closing
date does not guarantee
availability.**

Western Food Service & Hospitality Show (WFS&H) and CoffeeFest



August 28-30, 2022
Los Angeles Convention Center, 1201 S
Figuroa St, Los Angeles, CA 90015

Order Closing Date: August 12th, 2022

NAME OF EXHIBITOR

BOOTH #

ADDRESS

CITY

STATE

ZIP

COUNTRY

PHONE #

FAX #

ORDER CONTACT NAME

EMAIL ADDRESS

SPECIAL REQUEST:

Product insurance is the responsibility of the
exhibitor. Charges include installation and
maintenance during the exposition.



LOWE
WORLDWIDE RENTAL SPECIALISTS



Western Food Service & Hospitality Show (WFS&H) and CoffeeFest

August 28-30, 2022

Los Angeles Convention Center, 1201 S Figueroa St,
Los Angeles, CA 90015

Order Closing Date: August 12th, 2022



MODEL	SIZE & DESCRIPTION	QTY	RENTAL \$	TOTAL \$
REFRIGERATED				
B CORNER	90 Degree Corner Euro Deli Display		1850	
B1	4ft Euro Deli Curved Glass Display With Refrigerated Under Storage		1850	
B2	6ft Euro Deli Curved Glass Display With Refrigerated Under Storage		2050	
B3	8ft Euro Deli Curved Glass Display With Refrigerated Under Storage		2350	
B1 L/G	4ft Euro Deli Self-Service Display With Refrigerated Under Storage		1850	
B2 L/G	6ft Euro Deli Self-Service Display With Refrigerated Under Storage		2050	
B3 L/G	8ft Euro Deli Self-Service Display With Refrigerated Under Storage		2350	
B1P	4ft Euro Bakery Curved Glass Display With Pull-Out Drawer		1850	
BOD1	23" Glass Door Wine Display - Holds 96 Size 75 Bottles		1260	
BOD MINI	Glass Door Wine Display		600	
C1	3.5ft Euro Merchandiser 4 Shelf Display (extra shelves \$20each /Qty___)		1750	
C2	4ft Euro Merchandiser 4 Shelf Display (extra shelves \$25each /Qty___)		1850	
C3	6ft Euro Merchandiser 4 Shelf Display (extra shelves \$30each /Qty___)		2050	
F2 CHILLER	64" Sliding Lid Refrigerator		700	
G5	36" Sliding Glass Door Refrigerator		1575	
G4C	30" Single Glass Door Refrigerator		900	
G6C	54" Double Glass Door Refrigerator		1575	
G223	2 Bowl Drink Dispenser (23 Liters / 6.3 Gallons Total Capacity)		600	
GENOVA 1	42" Refrigerated Open Front Merchandiser		1750	
GENOVA 2	54" Refrigerated Open Front Merchandiser		1850	
H1	4 cu-ft Storage Refrigerator		250	
ISOLA 4	56" Cold Buffet Style Display (Stainless Steel Available Upon Request)		1650	
ISOLA 6	81" Cold Buffet Style Display (Stainless Steel Available Upon Request)		1850	
JINNY 104	3ft Slim-Line Deli Curved Glass Display With Refrigerated Under Storage		1575	
JINNY 150	5ft Slim-Line Deli Curved Glass Display With Refrigerated Under Storage		1800	
JINNY 250	8ft Slim-Line Deli Curved Glass Display With Refrigerated Under Storage		2300	
K2T	4 Sided Glass Display With 16.5" Rotating Shelves		1700	
K2TF	4 Sided Glass Display With Wire Shelves		1700	
K2TWR	4 Sided Glass Display With Wood Finish & 22" Rotating Shelves		1700	
K2TWF	4 Sided Glass Display With Wood Finish & Fixed Shelves		1700	
K2TWCR	4 Sided Glass CANDY Display With Wood Finish & 22" Rotating Shelves		1700	
K2TWCF	4 Sided Glass CANDY Display With Wood Finish & Fixed Shelves		1700	
K3T	6 Sided Glass Display With 22" Rotating Shelves		1750	
KUBO 500R	60" Double Glass Door Display Refrigerator		1750	
L1	55" Euro Bakery Display With Dual Temperature Zones & Pull Out Drawer		1650	
L3	87" Euro Bakery Display With Dual Temperature Zones & Pull Out Drawer		2000	
L5	114" Euro Bakery Display With Dual Temperature Zones & Pull Out Drawer		2250	
L1HARMONY	37" Euro Bakery Display With 3 Fixed Shelves & Lighting On Each Shelf		1650	
L3HARMONY	52.5" Euro Bakery Display With 3 Fixed Shelves & Lighting On Each Shelf		1850	
MANDY 100	40" Open Front Merchandiser 3 Adjustable Shelf Display		1575	
MEMPHIS 90	36" Dual Temperature Zone Merchandiser Display		1650	
MEMPHIS 120	48" Dual Temperature Zone Merchandiser Display		1750	
OASIS 1	43" Square Island Display With Wood Finish & Suitable For Ice		1750	
OASIS 2	55" Square Island Display With Wood Finish & Suitable For Ice		1950	
P360	55" Grab & Go Island Display		1850	
PREP 1	41.5" Stainless Steel Refrigerated Prep Counter		900	
PREP 2	67.5" Stainless Steel Refrigerated Prep Counter		1325	
SARA	4ft Open Front Merchandiser 3 Adjustable Shelf Display		1700	
STARLET	24" Counter Top Refrigerator		450	
Euro Madera	51" Open Front Merchandiser		1850	
V-150	56" Curved Glass Bakery Display With Adjustable Shelves		1500	
V-200	74" Curved Glass Bakery Display With Adjustable Shelves		1950	

Office Use Only

IC

BB

O#

PAGE 2 SUBTOTAL



Western Food Service & Hospitality Show (WFS&H) and CoffeeFest

August 28-30, 2022

Los Angeles Convention Center, 1201 S Figueroa St,
Los Angeles, CA 90015

Order Closing Date: August 12th, 2022



MODEL	SIZE & DESCRIPTION	QTY	RENTAL \$	TOTAL \$
HOT				
200H	35.5" Counter Top Hot Self-Service Display		630	
B1H	4ft Euro Hot Curved Glass Display With Steam Deck(Bars/Pans by Request)		1850	
BR13H	53" Curved Glass Hot Display With 3 Adjustable Shelves		1850	
CO25	Convection Oven With Stand - Fits 1/2 Size Trays		700	
DW	13" 2 Lamp Display Warmer (Pan by Request)		125	
HSD2	36" Aluminum Heat Shelf		700	
ISOLA 4H	56" Hot Bain Marie Buffet Style Display		1850	
MCT	60" Mobile 4 Burner Cook Top		800	
MCT-M	60" Mobile 4 Burner Cook Top With Display Mirror		825	
MW	Microwave		250	
TOP2	23" Counter Top Dual Burner Cook Top		150	
XS Oven	Self Cooking Center		2000	
DDR	Deep Fryer		300	
FROZEN				
200GBT	48" Counter Top Display Freezer		650	
B2F	6ft Euro Curved Glass Display Freezer		2050	
D1C	58" Wall Site Display Freezer With 5 Baskets		1500	
DC8	8 Well Ice Cream Dipping Cabinet		1575	
E1	5ft Wall Site Display Freezer		1700	
E2	7ft Wall Site Display Freezer		1900	
E3	6ft Wall Site Display Freezer with Side Visibility		1900	
E4	6ft Wall Site Display Freezer		1900	
F2	47" Sliding Glass Top Freezer With 1 Basket		700	
G1C	30" Single Glass Door Freezer		1325	
G6FC	54" Double Glass Door Freezer		1750	
G12	54" Gelato Ice Cream Cabinet		2050	
H2	4 cu-ft Storage Freezer		300	
H4IB	24" Counter Top Display Freezer		500	
K1T	24" 4 Sided Glass Display Freezer With Fixed Shelves		1700	
K4T	27.5" 4 Sided Glass Display Freezer With 18" Rotating Shelves		1700	
K4TF	27.5" 4 Sided Glass Display Freezer With Fixed Shelves		1700	
KUBO 500F	60" Double Glass Door Display Freezer		1900	
PENGUIN 1	Single Bowl Frozen Drink Display		450	
PENGUIN 2	Double Bowl Frozen Drink Display		600	
VV17	60.5" Double Glass Door Freezer		1850	
SS2P	52" Two Flavor Soft Serve Ice Cream Machine		1850	
DRY				
200DRY	35" Counter Top Dry Display		450	
HWS	2 Person Hand Washing Station		450	
I1	40" Insulated Ice Tray With Drain Plug		275	
I3	64" Insulated Ice Tray With Drain Plug		300	
MS12	23" Electric Meat Slicer		525	
MSU	39.5" Mobile Hand Washing Sink		525	
PT4	4ft Stainless-Steel Prep Table (Add Bottom Shelf \$50.00___check here)		160	
PT5	5ft Stainless-Steel Prep Table (Add Bottom Shelf \$50.00___check here)		185	
PT6	6ft Stainless-Steel Prep Table (Add Bottom Shelf \$50.00___check here)		225	
SSB1	23.5" Stainless-Steel Single-Bowl Sink (PLUMBING REQUIRED)		250	
SSB3	83" Stainless-Steel Three-Bowl Sink (PLUMBING REQUIRED)		370	

PAGE 3 SUBTOTAL



Western Food Service & Hospitality Show (WFS&H) and CoffeeFest

August 28-30, 2022

Los Angeles Convention Center, 1201 S Figueroa St,
Los Angeles, CA 90015

Order Closing Date: August 12th, 2022



EQUIPMENT ACCESSORIES

COMPANY NAME

BOOTH #

SHOW NAME:

Optional Accessories

DESCRIPTION	COST	QTY
Mandy Peg Bar	\$15.00	
Mandy Pegs	\$1.00	
Mandy Shelf Circle:Top/Middle/Bottom	\$15.00	
Sara Peg Bar	\$25.00	
Sara Pegs	\$1.00	
Sara Shelf Circle:Top/Middle/Bottom	\$25.00	
C1 Peg bar	\$20.00	
C2 Peg Bar	\$25.00	
C3 Peg Bar	\$30.00	
C Pegs	\$1.00	
C1 Shelf	\$20.00	
C2 Shelf	\$25.00	
C3 Shelf	\$30.00	
Gen 1 Peg Bar	\$20.00	
Gen 2 Peg Bar	\$25.00	
Gen Pegs	\$1.00	
Gen 1 Shelf	\$20.00	
Gen 2 Shelf	\$25.00	
CO25 Sheet Pans (For stand)	\$20.00	
CO25 Trays	\$15.00	
Isola or B1H 1/4 Size Gastronorm Pan	\$20.00	
Isola or B1H 1/3 Size Gastronorm Pan	\$25.00	
Isola or B1H 1/2 Size Gastronorm Pan	\$30.00	
Isola or B1H Full Size Gastronorm Pan	\$60.00	
Euro Madiera Shelf Circle: Top/Middle/Bottom	\$25.00	
Euro Madiera Peg Bar	\$25.00	
Euro Madiera Pegs	\$25.00	
G4C Extra Shelf	\$25.00	
G6C Extra Shelf	\$25.00	
G1C Extra Shelf	\$25.00	
G6FC Extra Shelf	\$25.00	

Optional Canopy Graphics

DESCRIPTION	COST	QTY
G4C Canopy Graphics	\$75.00	
G1C Canopy Graphics	\$75.00	
G6C Canopy Graphics	\$100.00	
G6FC Canopy Graphics	\$100.00	

Optional Accessories at no Extra Charge

DESCRIPTION	QTY
B1 Ice Insert	
B2 Ice Insert	
B3 Ice Insert	
B Corner Ice Insert	
Jinny 104 Ice Insert	
Jinny 150 Ice Insert	
Jinny 250 Ice Insert	
P-360 Ice Insert	
C1 Product Stoppers	
C2 Product Stoppers	
C3 Product Stoppers	
Gen 1 Product Stoppers	
Gen 2 Product Stoppers	
Sara Product Stoppers	
DW Pan	

Total Cost of Accessories:

\$






Please Note: Supply of the above equipment cannot take place without this form being completed and returned to Lowe Rental Inc.

LoweHub™ Order Form



An all-in-one welcome desk, offering increased security, chilled refreshments for hospitality, multiple charging ports and an interchangeable branding site



Feature	Name	Specifications	Features
	Branding site	(HxW) 33.23"x17.87" in	A poster site that is interchangeable, using magnets to fix the poster firmly to the LoweHub and a plastic sheet to protect the artwork. **Printing not provided**
	x4 Charging ports	x2 13amp plugs & x2 USB sockets	Universal charging ports, suitable to charge 4 devices at once and located out of sight behind roller door for enhanced security.
	Fridge	19.68"x15.82"x16.77" in 20 amps 120 volts 2000 watts	Compact storage refrigerator with sleek design.
	Safe	7.87"x16.92"x14.56" in	ElSafe Elite Electronic Safe. Accommodates up to 15" laptop.
	Ambient space	4.33"x10.82"x14.17" in	Area to store laptops and mobile devices while charging. Also perfect for keeping stationary and other items tidy and out of sight.

Order a LoweHub™

CODE	DESCRIPTION	\$	QTY	TOTAL
LoweHub™	Multi-functional welcome desk unit	295		



The Easy Option

All New. Online Ordering.
exhibitions.lowerental.com



Browse Online

Select & purchase your equipment.



Secure Payment

Instant online checkout.



User Friendly

Pay with your mobile, tablet, or desktop.



Re-Order Ready

View and repeat your saved previous orders.


PAYMENT TYPE: <input type="checkbox"/> CHECK <input type="checkbox"/> BANK WIRE <input type="checkbox"/> VISA <input type="checkbox"/> MASTERCARD <input type="checkbox"/> DINER'S CLUB <input type="checkbox"/> AMEX				PAGE 2 SUBTOTAL	
CREDIT CARD #		EXP. DATE		PAGE 3 SUBTOTAL	
				Total Cost of Accessories	
NAME ON CARD		SECURITY CODE		LoweHub Total	
				EQUIPMENT TOTAL	
				Damage Waiver 8%	
SIGNING BELOW COMPLETES YOUR ORDER AND IS ACCEPTANCE OF OUR RENTAL TERMS & CONDITIONS, AVAILABLE FROM THE ABOVE OFFICE OR WWW.LOWERENTAL.COM/US				TOTAL	
				RENTAL TAX 9.5%	
PAGE 1 CONTACT NAME SIGNATURE				GRAND TOTAL US \$	
OFFICE USE ONLY	IC	BB	O#	INV#	



LOWE

WORLDWIDE RENTAL SPECIALISTS

Equipment Rental Catalog

 770 461 9001

 Search: Lowe Rental USA

 info@loweusa.com



We Are Lowe.

Lowe is a global, innovative, ambitious and award winning refrigeration and catering equipment company. Established in 1977, Lowe has grown to be the largest globally recognized equipment company for the retail, exhibitions and events markets.

Lowe innovates in every aspect of its business. Developing first to market solutions for refrigeration, such as customizable long-term rental, in a cost conscious and environmentally sensitive retail environment ensures Lowe remains a global pioneer.

Contents

01	Refrigerated	
	B Series	4
	B-LG	5
	B Corner	6
	Jinny	7
	P360	8
	C Series	9
	Genova	10
	Sara	11
	Euro Madeira	12
	Mandy	13
	G Series	14
	G5	15
	Kubo R	16
	Prep	17
	F2 Chiller	18
	Oasis	19
	Memphis	20
	Isola	21
	K2T/K2TF	22
	K3T	23
	K2TWR/K2TWF	24
	G223	25
	H1	26
	Starlet	27
	I1/I3	28
02	Bakery	
	Victoria	29
	L Symphony	30
	L Harmony	31
	B1P	32
03	Wine Display	
	Bodega	33
04	Frozen	
	G Series Frozen	34
	VV17	35
	K1T/K4TF	36
	K4T	37
	E1/E2	38
	E3	39
	E4	40
	D1C	41
	F2	42
	Kubo F	43
	B2F	44
	DC8	45
	G12	46
	SS2P	47
	200GBT	48
	H2	49
	H4IB	50
	Penguin	51
05	Cooking and Catering Equipment	
	B1 Hot	52
	Brio Hot	53
	Isola Hot	54
	MCT	55
	CO25	56
	200 Hot	57
	HSD2	58
	MW	59
	DW	60
	Top 2	61
	MS12	62
	200 Dry	63
	PTS/PT	64
	MSU	65
	SSB1/SSB3	66
	HWS	67
06	Cold Rooms	
	Ready built cold rooms	68
	Modular walk-in cold and freezer rooms	69

B Series

Euro Deli Curved Glass Display



At a Glance

Model	B1	B2	B3
Dimensions WxDxH (inches)	52½ x 43 x 52 ½	77 x 43 x 52 ½	101½ x 43 x 52 ½
Width without end walls (inches)	47	70 ¼	94
Display area (square feet)	11	16 ½	22
Storage capacity (cubic feet)	5 ½	8 ¼	10 ¾
Storage area width (inches)	47	70 ¼	94
Storage area depth (inches)	20	20	20
Storage area height (inches)	10	10	10
Condensing unit size (HP)	⅓	⅓	½
Refrigerant	R404	R404	R404
Power Supply v/Hz/Ph	120/60/1	120/60/1	120/60/1
Amps	20	20	20
Watts	2000	2000	2000
Deck fans	1	2	3
Temp Range	34...42°F or +1...+6°C	34 ...42°F or +1...+6°C	34...42°F or +1...+6°C

Plug - each unit requires a single dedicated power supply; 24 hour power if keeping product in unit overnight

Features

- Automatic defrost
- Heater pan evaporation (no plumbing required)
- Built in preparation counter
- Castors supplied with case
- Easy to clean surfaces
- Forced air cooling
- Fully self contained unit
- Illuminated stainless steel display deck
- Rear access to display deck for server
- Refrigerated under-storage (accessed through rear doors with magnetic gaskets)
- Simple plug in operation
- Top hinged glass with hydraulic arm support for curved glass unit
- ABS foamed end walls
- Ice insert for fish display available upon request

* Display shelf available upon request (NOT refrigerated)

B - LG

Deli Self-Service Display



At a Glance

Model	B1 LG	B2 LG	B3 LG
Dimensions WxDxH (inches)	52½ x 43 x 38 ¼	77 x 43 x 38 ¼	101½ x 43 x 38 ¼
Width without end walls (inches)	47	70 ¼	94
Display area (square feet)	11	16 ½	22
Storage capacity (cubic feet)	5 ½	8 ¼	10 ¾
Storage area width (inches)	47	70 ¼	94
Storage area depth (inches)	20	20	20
Storage area height (inches)	10	10	10
Condensing unit size (HP)	⅓	⅓	½
Refrigerant	R404	R404	R404
Power supply v/Hz/Ph	120/60/1	120/60/1	120/60/1
Amps	20	20	20
Watts	2000	2000	2000
Deck fans	1	2	3
Temp Range	34...42°F or +1...+6°C	34...42°F or +1...+6°C	34...42°F or +1...+6°C

Plug - each unit requires a single dedicated power supply; 24 hour power if keeping product in unit overnight

Features

- Automatic defrost
- Heater pan evaporation (no plumbing required)
- Built in preparation counter
- Castors supplied with case
- Easy to clean surfaces
- Forced air cooling
- Fully self contained unit
- Illuminated stainless steel display deck
- Rear access to display deck for server
- Refrigerated under-storage (accessed through rear doors with magnetic gaskets)
- Simple plug in operation
- Ice insert for fish display available upon request
- ABS foamed end walls

B Corner

90° Corner



At a Glance

Model	B Corner
Dimensions WxDxH (inches)	52 ½ x 52 ½ x 50 ½
Width without end walls (inches)	50
Display area (square feet)	11 ½
Condensing unit size (HP)	½
Refrigerant	R404
Power supply v/Hz/Ph	120/60/1
Amps	20
Watts	2000
Deck fans	2
Temp Range	34...42°F or +1...+6°C



Plug - each unit requires a single dedicated power supply; 24 hour power if keeping product in unit overnight

Features


- Automatic defrost
- Heater pan evaporation (no plumbing required)
- Built in preparation counter
- Castors supplied with case
- Easy to clean surfaces
- Forced air cooling
- Fully self contained 90° corner
- Ice insert for fish display available upon request
- Illuminated stainless steel display deck
- Rear access to display deck for server
- Simple plug in operation
- Top hinged glass with hydraulic arm support for curved glass unit

Jinny

Glass front serve-over display



J-104 & J-150 Also Available In Black



At a Glance

Model	J104	J150	J250
Dimensions WxDxH (inches)	41 x 36½ x 50½	59 x 36½ x 50½	99 x 36½ x 50½
Display area (inches)	38 w x 26 ½ d	55 ½ w x 26 ½ d	95 ½ w x 26 ½ d
Display area (square feet)	7	10 ¼	17½
Condensing unit size (HP)	⅓	⅓	½
Refrigerant	R404	R404	R404
Power supply v/Hz/Ph	120/60/1	120/60/1	120/60/1
Amps	20	20	20
Watts	2000	2000	2000
Temp Range	34...42°F or +1...+6°C	34...42°F or +1...+6°C	34...42°F or +1...+6°C

Plug - each unit requires a single dedicated power supply; 24 hour power if keeping product in unit overnight

Features

- Bottom hinged glass
- Easy access for loading, setting of display and cleaning
- Simple disassembly for cleaning
- Castors supplied with case
- Euro style front and side glass
- Ice insert for fish display available upon request
- Illuminated stainless steel, display deck
- Rear access to the display for the server
- Under counter refrigerated storage
- Fully self contained unit
- Simple plug in operation
- Granite preparation counter built in
- Easy to clean surfaces and attractive lines
- ABS foamed end walls
- Magnetic door gasket for perfect seal
- Forced air cooling

P360°

Grab & Go Island Display Refrigerator



At a Glance

Model	P360°
Dimensions WxDxH (inches)	55 ½ x 47 x 35
Display area (square feet)	12 ¼
Condensing unit size (HP)	⅓
Refrigerant	R404
Power supply v/Hz/Ph	120/60/1
Amps	20
Watts	2000
Deck fans	2
Temp Range	36...50°F or +2...+6°C

Plug - each unit requires a single dedicated power supply; 24 hour power if keeping product in unit overnight

Features

- 360° product visibility
- Forced air system
- Castors supplied with case
- Stainless steel deck
- Protective bumpers
- European appearance
- Digital thermostat
- Suitable for all refrigerated products
- Gray bottom panels
- Simple plug in operation
- Ice insert for fish display available upon request

C Series

Euro Dairy/
Deli Merchandiser



At a Glance

Model	C1	C2	C3
Dimensions WxDxH (inches)	39 ¾ x 34 x 84	52¼ x 34 x 84	77 x 34 x 84
Width without end walls (inches)	36 ¾	49 ½	73 ½
Number of shelves	4	4	4
Shelf width x depth (inches)	36 ¾ w x 17 ½ d	49 ½ w x 17 ½ d	73 ½ w x 17 ½ d
Display area (inches)	36 ¾ w x 24 d	49 ½ w x 24 d	73 ½ w x 24 d
Display area (sq.ft.)	18 ¼	24	36 ¼
Condensing unit size (HP)	¾	¾	1⅓
Refrigerant	R404	R404	R404
Power supply v/Hz/Ph (unit)	120/60/1	120/60/1	120/60/1
Amps (unit)	20	20	20
Watts (unit)	2000	2000	2000
Deck fans	1	2	3
Temp Range	35...42°F or +2...+6°C	35...42°F or +2...+6°C	35...42°F or +2...+6°C

Plug - each unit requires a single dedicated power supply; 24 hour power if keeping product in unit overnight

Features

- Open front-self service grab and go
- Easy access for loading and cleaning
- Excellent vision through attractively styled side glass
- White Interior
- Four fully adjustable shelves
- Shelves can be angled
- Extra shelves available upon request
- Peg bars and pegs available upon request
- Energy saving self contained night blind
- Efficient, quiet system
- Castors supplied with case
- Fully self contained unit
- Simple plug in operation with simple controls
- No drain required (hot gas evaporation of defrost water)
- Impact resistant finish
- Pricing rails on each shelf
- Shelf product stoppers available upon request

Genova

Open Front Merchandiser



At a Glance

Model	Genova 1	Genova 2
Dimensions WxDxH (inches)	40½ x 35½ x 86	52¾ x 35½ x 86
Width without end walls (inches)	37	49¾
Number of shelves	5	5
Shelf width and depth (inches)	36 ½ w x 17 ¾ d	49 w x 17 ¾ d
Display area (inches)	36 ½ w x 21 ¾ d	49 w x 21 ¾ d
Display area (sq.ft.)	27 ½	37
Condensing unit size (HP)	1	1
Refrigerant	R404	R404
Power supply v/Hz/Ph (unit)	120/60/1	120/60/1
Amps (unit)	20	20
Watts (unit)	2000	2000
Deck fans	1	2
Temp Range	35...42°F or +2...+6°C	35...42°F or +2...+6°C

Plug - each unit requires a single dedicated power supply; 24 hour power if keeping product in unit overnight

Features

- Open front – self service grab and go
- Easy access for loading and cleaning
- White Interior
- Five fully adjustable shelves
- Additional shelves available upon request
- Peg bars and pegs available upon request
- Shelves can be angled
- Energy saving self contained night blind
- Efficient, quiet system
- Castors supplied with case
- Fully self contained unit
- Simple plug in operation with simple controls
- No drain required (hot gas evaporation of defrost water)
- Impact resistant finish
- Pricing rails on each shelf
- Glass or solid end walls
- Shelf product stoppers available upon request

Sara

Open Front Merchandiser



At a Glance

Model	Sara
Dimensions WxDxH (inches)	52 ½ x 27 x 69
Width without end walls (inches)	49
Display area (square feet)	16. 88
Top shelf (inches)	49 w x 7 d
Middle shelf (inches)	49 w x 10 d
Bottom shelf (inches)	49 w x 14 d
Bottom Deck (inches)	49 w x 18 ¾ d
Condensing unit size (HP)	¾
Refrigerant	R404
Power supply v/Hz/Ph	120/60/1
Amps	20
Watts	2000
Deck Fans	2
Temp Range	35...42°F or +2...+6°C

Plug - each unit requires a single dedicated power supply; 24 hour power if keeping product in unit overnight

Features

- Open Front - self service grab and go
- Easy access for loading and cleaning
- White interior
- 3 Fully adjustable shelves
- Additional shelves available upon request
- Peg bars and pegs available upon request
- Castors supplied with case
- Energy saving self contained night blind
- Efficient, quiet system
- No drain required (hot gas evaporation of defrost water)
- Pricing rails on each shelf
- Forced air cooling
- Shelf product stoppers available upon request

Euro Madeira

Open Front Merchandiser



At a Glance

Model	Euro Madeira
Dimensions WxDxH (inches)	51 x 33¼ x 71¼
Width without end walls (inches)	49 ½
Top shelf (inches)	49 ½ w x 12 d
Middle shelf (inches)	49 ½ w x 15 ¾ d
Bottom shelf (inches)	49 ½ w x 19 ¾ d
Bottom Deck (inches)	49 ½ w x 24 ½ d
Condensing unit size (HP)	¾
Display area (square feet)	24 ¾
Refrigerant	R404
Power supply v/Hz/Ph	120/60/1
Amps	20
Watts	2000
Deck Fans	1
Temp Range	35...42°F or -1...+5°C or -1...+7°C

Plug - each unit requires a single dedicated power supply; 24 hour power if keeping product in unit overnight

Features

- Open Front – self service grab and go
- Easy access for loading and cleaning
- 3 Fully adjustable shelves
- Additional shelves available upon request
- Peg bars and pegs available upon request
- Castors supplied with case
- Energy saving self contained night blind
- Efficient, quiet system
- No drain required (hot gas evaporation of defrost water)
- Pricing rails on each shelf
- Forced air cooling
- Shelf product stoppers available upon request

Mandy

Open Front Merchandiser



At a Glance

Model	Mandy 100
Dimensions WxDxH (inches)	39 ½ x 29 ¾ x 52
Width without end walls (inches)	36 ½
Top shelf	34 ¾ w x 8 ¾ d
Middle shelf (inches)	34 ¾ w x 10 d
Bottom shelf (inches)	34 ¾ w x 12 d
Bottom Deck (inches)	35 ¼ w x 22 d
Display area (square feet)	13
Condensing unit size (HP)	¾
Refrigerant	R404
Power supply v/Hz/Ph	120/60/1
Amps	20
Watts	2000
Deck fans	1
Temp Range	35...42°F or +2...+6°C

Plug - each unit requires a single dedicated power supply; 24 hour power if keeping product in unit overnight

Features

- Automatic defrost
- Castors supplied with case
- Easy to clean surfaces
- Fits through single door
- Forced air cooling
- Fully self contained unit
- Heater pan evaporation (no plumbing required)
- Illuminated top shelf
- Simple plug in operation
- Stainless steel shelves and display deck
- 3 shelves as standard
- Energy saving self contained night blind
- Available in black and white

G Series Refrigeration

Chillers



At a Glance

Model	G4C	G6C
Dimensions WxDxH (inches)	26 ¾ x 33 ¾ x 81 ½	54 x 33 ¾ x 81 ½
Canopy dims (inches)	24 x 6	51 x 6
Shelf width x depth (inches)	21 ½ x 24 ¼	21 ½ x 24 ¼
Number of shelves	4	8
Condensing unit size (HP)	⅓	½
Refrigerant	R290	R290
Powers supply v/Hz/Ph	115V / 6-AMPS	115V / 7-AMPS
Volume Cubic Feet	23.67 Cu. Ft.	48 Cu. Ft.
Watts	2000	2000
Temp range	33...41°F or +1...+5°C	33...41°F or +1...+5°C

Plug - each unit requires a single dedicated power supply; 24 hour power if keeping product in unit overnight

Features

- For all chilled food products
- Fully self contained bottom mounted condensing unit
- Efficient, quiet system
- Fan assisted
- Automatic evaporator of defrost water
- Ozone friendly
- White interior and black exterior
- Full length internal vertical lights
- Sturdy handle
- Magnetic door gaskets
- Easy access for loading and cleaning
- Easy clean surfaces
- Illuminated canopy for graphics
- Fully adjustable shelves
- Four shelves per door
- Castors supplied with case
- Minimum maintenance
- Low energy consumption
- Double pane glass door(s)
- Self closing door(s)

G5

Upright Glass Door Refrigerator



At a Glance

Model	G5
Dimensions WxDxH (inches)	36 x 24 x 54
Capacity	15 cu ft
Condensing unit size (HP)	⅓
Refrigerant	R404
Power supply v/Hz/Ph	20/60/1
Amps	20
Watts	2000
Deck Fans	1
Temp Range	33°...41°F or +3°...+6°C

Plug - each unit requires a single dedicated power supply; 24 hour power if keeping product in unit overnight

Features

- Bottom mount refrigeration system
- 2 Sliding glass doors (front & Back)
- Pass through configuration
- 3 shelves standard
- Fan assisted
- Efficient, quiet system
- Fully adjustable shelves
- Double pane glass doors
- Easy access for loading & cleaning
- White interior

Kubo 500R

Display Refrigerator



At a Glance

Model	500R
Dimensions WxDxH (inches)	60 x 28 x 54
Number of shelves	8
Shelf dimensions (inches)	23 ½ w x 15 ¼ d
Condensing unit size (HP)	1½
Refrigerant	R404
Power supply v/Hz/Ph	120/60/1
Amps	20
Watts	2000
Deck fans	Yes
Temp range	36...50°F or +2...+10°C

Plug - each unit requires a single dedicated power supply; 24 hour power if keeping product in unit overnight.

Features

- Adjustable wire shelves
- Hinged doors
- Vertical lights
- Castors supplied with case
- 360° visibility
- Easy to clean
- Automatic defrost
- No drain required
- Stainless steel front

Prep

Refrigerated Prep Counter



At a Glance

Model	Prep 1	Prep 2
Dimensions WxDxH (inches)	44 ½ x 32 ½ x 41 ½	67 ½ x 35 ½ x 41 ½
Storage area (inches)	25 ¼ w x 27 d x 24h	48 w x 27 d x 24 h
Shelf (inches)	24 w x 26 d	23 w x 26 d (x2)
Cutting board dimensions (inches)	44 w x 16 ½ d	67 ½ w x 19 ½ d
Condensing unit size (HP)	½	½
Refrigerant	R134	R134
Power supply v/Hz/Ph	120/60/1	120/60/1
Amps	20	20
Watts	2000	2000
Fan assisted	Yes	Yes
Temperature Range	33.8...41°F	33.8...41°F

Plug - each unit requires a single dedicated power supply; 24 hour power if keeping product in unit overnight.

Features

- Stainless steel finish
- Low energy consumption
- Two storage levels
- Adjustable shelves
- Six poly-carbonate inserts included
- Corrosion resistant white interior finish
- Automatic defrost cycle
- Extra deep removable cutting board
- Lockable castors
- Fully mobile

F2 Chiller



At a Glance

Model	F2 Chiller
Dimensions WxDxH (inches)	64 x 27 ½ x 37
Inside Height (inches)	27
Inside Width (inches)	60
Inside Depth (inches)	20
Storage capacity (cubic feet)	18 ¾
Condensing unit size (HP)	⅓
Refrigerant	R134
Power supply v/Hz/Ph	120/60/1
Amps	20
Watts	2000
Temp Range	34...42°F or +1...+6°C

Plug - each unit requires a single dedicated power supply; 24 hour power if keeping product in unit overnight

Features

- Modern, state-of-the-art styling
- Wear resistant black vinyl coated steel exterior with all stainless steel countertop and slide lids for lifetime durability
- Heavy duty, long lasting galvanized steel interior
- Front, rear and side venting louvers allow greater condenser air flow for tight fit installations
- Easily accessible and serviceable slide out condensing unit
- Automatic, energy saving, non-electric condensate disposal system with easily accessible, front mounted cleanout drainage hose and drain pan
- High density, non-CFC polyurethane foamed-in-place insulation

Oasis

Sealed Deck, Suitable for Ice



At a Glance

Model	Oasis 1	Oasis 2
Dimensions WxDxH (inches)	43 x 43 x 52 closed / 68 raised	55 x 55 x 52 closed / 68 raised
Display area (square feet)	10 ¼	17 ½
Condensing unit size (HP)	⅓	⅓
Refrigerant	R134	R134
Power supply v/Hz/Ph	120/60/1	120/60/1
Amps	20	20
Watts	2000	2000
Deck fans	2	2
Temp Range	34...42°F or +1 ...+6°C	34...42°F or +1 ...+6°C

Plug - each unit requires a single dedicated power supply; 24 hour power if keeping product in unit overnight

Features

- Wooden finish
 - Acrylic dome for 360° viewing
 - Stainless steel display deck-sealed
 - Suitable for ice
 - Drain fitted
 - Lid is raised electronically
 - Self service with lid up
 - Display with lid down
 - Multipurpose display case
- Smooth finish and appearance
 - Fully mobile
 - Economical system
 - Static evaporation system
 - Very rapid pull down time
 - Strong construction
 - Efficient, quiet system
 - Easy to clean surfaces and smooth lines
- Illuminated display
 - Fully self contained
 - Ozone friendly refrigerant
 - Simple plug in operation with simple controls
 - Thermostat control
 - Operator friendly
 - Castors supplied with case
 - Spot display

Memphis

Open Front Merchandiser



At a Glance

Model	Memphis 90	Memphis 120
Dimensions WxDxH (inches)	35 ½ x 32 ¾ x 56 ½	47 ½ x 32 ¾ x 56 ½
Display deck (inches)	32 w x 22 d	44 w x 22 d
Display deck (square feet)	5	6 ¾
Condensing unit size (HP)	¼	¼
Refrigerant	R404	R404
Power supply v/Hz/Ph	20/60/1	120/60/1
Amps	20	20
Watts	2000	2000
Deck Fans	1	2
Temp Range	37...42°F or +3...+6°C	37...42°F or +3...+6°C

Plug - each unit requires a single dedicated power supply; 24 hour power if keeping product in unit overnight

Features

- Grab and Go refrigerated lower section
- Non refrigerated upper section
- Lockable Castors
- Sliding rear doors on upper section
- Glass shelf in upper section
- Fully mobile
- Smooth end walls
- Available in Black or Bronze
- No drain required (hot gas evaporation of defrost water)
- Efficient, quiet system

Isola

Cold Buffet Style Display



At a Glance

Model	Isola 4S/S	Isola 6	Isola 6S/S
Dimensions WxDxH (inches)	59 ¼ x 29 ½ x 45	81 ¼ x 29 ½ x 45 ¼	86 x 29 ½ x 45
Height (inches) top up	59	59	59
Condensing unit size (HP)	¼	¼	¼
Refrigerant	R134	R134	R134
Power supply v/Hz/Ph	120/60/1	120/60/1	120/60/1
Amps	20	20	20
Watts	2000	2000	2000
Temp range	38...50°F or +3...+10°C	38...50°F or +3...+10°C	38...50°F or +3...+10°C

Plug - each unit requires a single dedicated power supply; 24 hour power if keeping product in unit overnight

Features

- Internal basin in AISI stainless steel
- External in wood or stainless steel
- Gastronorm pans available upon request
- Different configurations available
- Pans available upon request
- Accepts deep or shallow pans
- Static refrigeration system
- Digital control panel
- Electronic lid for ease of loading/serving
- Castors supplied with case
- Serving trays optional
- LED lighting optional

K2T / K2TF

Display Chiller



At a Glance

Model	K2T	K2TF
Dimensions WxDxH (inches)	23½ x 24 x 71	23½ x 24 x 71
Shelf dimensions (inches)	16 ½ diameter	17 ½ x 17 ½
Number of shelves	6	5
Condensing unit size (HP)	⅓	⅓
Refrigerant	R134	R134
Power supply v/Hz/Ph	120/60/1	120/60/1
Amps	20	20
Watts	2000	2000
Evaporator fans	1	1
Temp range	35...50°F or +4...+10°C	35...50°F or +4...+10°C

Plug - each unit requires a single dedicated power supply; 24 hour power if keeping product in unit overnight

Features

- LED lighting
- Anodized gold or silver finish
- Automatic defrost
- Castors supplied with case
- Easy to clean surfaces
- Forced air cooling
- Fully self contained unit
- Glass on four sides
- Heater pan evaporation (no plumbing required)
- Illuminated display
- Rotating glass shelves (K2T) (mirrored bottom shelf)
- Rotation stops when door is opened
- Simple plug in operation

*K2TF: adjustable wire shelf version of K2T. Shelf size (inches) 17 ½ x 17 ½

K3T

6 Sided Glass Display



At a Glance

Model	K3T
Dimensions WxDxH (inches)	31 ¾ x 36 x 69
Shelf diameter (inches)	22
Number of shelves	5
Condensing unit size (HP)	⅓
Refrigerant	R134
Power supply v/Hz/Ph (unit)	120/60/1
Amps	20
Watts	2000
Evaporator fans	1
Temp range	35...50°F or +4...+10°C

Plug - each unit requires a single dedicated power supply; 24 hour power if keeping product in unit overnight

Features

- LED lighting
- Anodized gold or silver finish
- Automatic defrost
- Castors supplied with case
- Easy to clean surfaces
- Forced air cooling
- Fully self contained unit
- Glass on six sides (K3T)
- Heater pan evaporation (no plumbing required)
- Illuminated display
- Rotating glass shelves (mirrored bottom shelf)
- Rotation stops when door is opened
- Simple plug in operation

K2TWR / K2TWF

Glass Display



At a Glance

Model	K2TWF	K2TWR	K2TWCF	KWTWCR
Application	General	General	Chocolate	Chocolate
Humidity control	No	No	Yes	Yes
Dimensions WxDxH (inches)	32½ x 33½ x 72	32½ x 33½ x 72	32½ x 33½ x 72	32½ x 33½ x 72
Shelves (square or rotating)	Square	Rotating	Square	Rotating
Shelf width x depth (inches)	20 ½ w x 22 ½ d	-	20 ½ w x 22 ½ d	-
Shelf diameter (inches)	-	22	-	22
Number of shelves	5	6	5	6
Condensing unit size (HP)	½	½	½	½
Refrigerant	R134	R134	R134	R134
Power supply v/Hz/Ph (unit)	120/60/1	120/60/1	120/60/1	120/60/1
Amps	20	20	20	20
Watts	2000	2000	2000	2000
Evaporator fans	1	1	1	1
Temp range	35...50°F or +4...+10°C	35...50°F or +4...+10°C	56...62°F or +14...+16°C	56...62°F or +14...+16°C

Plug - each unit requires a single dedicated power supply; 24 hour power if keeping product in unit overnight

Features

- Humidity controlled (K2TWCF, K2TWCR)
 - Rotating or square glass shelves available
 - Beautiful wood finish
 - Castors supplied with case
 - Economical system
 - Glass on all four sides
- All around view of product
 - Mirrored bottom shelf
 - Adjustable shelves
 - Strong construction
 - Efficient, quiet system
 - Easy to clean surfaces and lines
 - Forced air system
 - Illuminated display
- Fully self contained unit
 - Ozone friendly refrigerant
 - Simple plug in operation with simple controls
 - Thermostat control
 - Operator friendly
 - Single door access
 - Rotation stops when door is opened

G223

Two Bowl Drink Dispenser



At a Glance

Model	G223
Dimensions WxDxH (inches)	13½ x 17 x 25
Bowls	2
Capacity Ltr.	23
Capacity Gallon	6.34
Condensing unit size (HP)	⅓
Refrigerant	R134
Power supply v/Hz/Ph (unit)	120/60/1
Amps	15
Watts	1500
Supporting Base	13h x 14w
Temp Range	39...61°F or +4...+16°C

Plug - each unit requires a single dedicated power supply; 24 hour power if keeping product in unit overnight.

Features

- Motorized paddle maintain mixing of product
- Adjustable thermostatic system
- Easily removable for cleaning
- Refrigeration System 120 Volt 60Hz

H1

Storage Chiller



At a Glance

Model	H1
Dimensions WxDxH (inches)	20¾ x 20½ x 32¾
Shelf dimensions (inches)	17 w x 13 d
Deck dimensions (inches)	17 ½ w x 9 d
Condensing unit size (HP)	⅓
Refrigerant	R134
Power supply v/Hz/Ph (unit)	120/60/1
Amps	5
Watts	500
Weighs	73 lbs
Temp Range	35...42°F or +2...+6°C

Plug - each unit requires a single dedicated power supply; 24 hour power if keeping product in unit overnight.

Features

- Small footprint
- Versatile around products
- Easy to use
- Lightweight and easy to handle

Starlet

Counter top chiller



At a Glance

Model	Starlet
Dimensions WxDxH (inches)	24 x 23 x 23
Shelf dimensions (inches)	20 ¾ w x 6 ¾ d
Deck dimensions (inches)	20 ¾ w x 6 ½ d
Condensing unit size (HP)	⅓
Refrigerant	R134
Power supply v/Hz/Ph (unit)	120/60/1
Amps	10
Watts	1000
Deck Fans	Yes
Weighs	85 lbs
Temp Range	35...42°F or +2...+6°C

Plug - each unit requires a single dedicated power supply; 24 hour power if keeping product in unit overnight.

Features

- Counter top footprint
- Easy to use
- Lightweight and easy to handle
- Electronic thermostat

I1 / I3

Display Ice Tray



At a Glance

Model	I1	I3
Dimensions WxDxH (inches)	40 x 22 x 7	64 x 22 x 7

Features

- Fully insulated ice tray
- High impact display
- Large capacity
- Easy to clean

Victoria

Curved Glass Bakery Display



At a Glance

Model	V150	V200
Dimensions WxDxH (inches)	56 3/8 x 36 x 50	74 x 36 x 50
Number of shelves	4	4
Top shelf dimensions (inches)	24 1/4 w x 15 d	32 7/8 w x 15 d
Other shelf dimensions (inches)	24 1/4 w x 17 d	32 7/8 w x 17 d
Condensing unit size (HP)	1/4	1/3
Refrigerant	R134A	R134A
Power Supply v/Hz/Ph	120/60/1	120/60/1
Amps	20	20
Watts	2000	2000
Temp Range	33...50°F or +2...+10°C	33...50°F or +2...+10°C


Plug - each unit requires a single dedicated power supply; 24 hour power if keeping product in unit overnight.

Features

- Three exhibition levels
 - Rear sliding glass doors
 - Available in black or stainless finish
 - Front access to condensing unit
 - Double tempered curved glass
- Castors supplied with case
 - Low energy consumption
 - Easy to clean
 - Automatic defrost cycle
 - No drain required
- Stainless steel deck
 - Stainless steel front
 - Stainless steel shelves
 - Static air system
 - Wide stainless steel top

L Symphony

Curved Glass Bakery Display



At a Glance

Model	L1	L3	L5
Dimensions WxDxH (inches)	55 ¼ x 40 x 50	87 x 40 x 50	114 ¼ x 40 x 50
Number of shelves	3	3	3
Top shelf (inches)	51 w x 8 ¾ d	82 ½ w x 8 ¾ d	110 w x 8 ¾ d
Middle shelf (inches)	51 w x 8 ¾ d	82 ½ w x 8 ¾ d	110 w x 8 ¾ d
Lower shelf (inches)	51 w x 11 d	82 ½ w x 11 d	110 w x 11 d
Number of Drawers	2	3	4
Drawer dimensions (inches)	20 ¾ w x 33 ¾ d	20 ¾ w x 33 ¾ d	20 ¾ w x 33 ¾ d
Condensing unit size (HP)	¼	½	1
Refrigerant	R404	R404	R404
Power supply v/Hz/Ph	120/60/1	120/60/1	120/60/1
Amps	20	20	20
Watts	2000	2000	2000
Static Refrigeration	Yes	Yes	Yes
Temp Range	36...50°F or +2...+10°C	36...50°F or +2...+10°C	36...50°F or +2...+10°C

Plug - each unit requires a single dedicated power supply; 24 hour power if keeping product in unit overnight.

Features

- Anodized finish
- Top hinged, curved front glass
- Glass ends
- Fixed glass shelves (3)
- Dual temperature zones
- Top two shelves are non refrigerated
- Stainless steel display deck
- Granite preparation counter built in
- Pull out drawers (stainless steel)
- Magnetic gasket on drawers
- European finish and appearance
- Castors supplied with case
- Economical system
- Static evaporator system
- Strong construction
- Efficient, quiet system
- Easy to clean surfaces and lines
- Illuminated display
- Fully self contained unit
- Ozone friendly refrigerant
- Simple plug in operation with simple controls
- Thermostat control
- Operator friendly
- Sliding door access at rear of case for server
- Additional colors available

L Harmony

Bakery Display Cabinet



At a Glance

Model	L1H	L3H
Dimensions WxDxH (inches)	37 x 31 ¼ x 54 ½	52 ½ x 31 ¼ x 54 ½
Number of shelves	3	3
Top shelf (inches)	35 ½ w x 13 d	51 w x 13 d
Middle shelf (inches)	35 ½ w x 13 ½ d	51 w x 13 ½ d
Lower shelf (inches)	35 ½ w x 16 d	51 w x 16 d
Condensing unit size (HP)	¼	½
Refrigerant	R404	R404
Power supply v/Hz/Ph	120/60/1	120/60/1
Amps	20	20
Watts	2000	2000
Fan assisted	Yes	Yes
Temp Range	34°...42°F or +1°...+6°C	34°...42°F or +1°...+6°C

Plug - each unit requires a single dedicated power supply; 24 hour power if keeping product in unit overnight

Features

- Anodized finish
- Curved front glass
- Glass ends
- Fixed glass shelves (3)
- Glass all around display
- Stainless steel lower display deck
- Sliding glass doors at rear, full size for access
- European appearance
- Castors supplied with case
- Economical system
- Forced air system- uniform cooling on all levels
- Strong construction
- Efficient, quiet system
- Easy to clean surfaces and lines
- Illuminated display (light above each shelf)
- Fully self contained
- Ozone friendly refrigerant
- Simple plug in operation with simple controls
- Thermostat control
- Operator friendly
- No plumbing required
- Additional colors are available

B1P

Curved Glass Display



At a Glance

Model	B1P
Dimensions WxDxH (inches)	50 ½ x 43 x 51 ½
Top Shelf size (inches)	46 w x 7 ½ d
Bottom Shelf size (inches)	46 w x 10 d
Drawer dimensions (inches)	37 w x 32 ¾ d
Bottom display area total (inches)	47 w x 32 ¾ d
Condensing unit size (HP)	⅓
Refrigerant	R404
Power supply v/Hz/Ph	120/60/1
Amps	20
Watts	2000
Temperature Range	34...42°F or +1...+6°C

Plug - each unit requires a single dedicated power supply; 24 hour power if keeping product in unit overnight.

Features

- Top shelf is non-refrigerated
- Top hinged glass, hydraulic arm support
- Easy access for loading, setting of display and cleaning
- Euro style front and side glass
- Illuminated stainless steel, display deck and glass shelves
- Rear access to the display for the server
- Main display deck is accessed via a stainless steel pull out drawer from the rear of the case. Magnetic gaskets ensure a perfect seal
- Three level display
- Preparation counter built in
- Automatic defrost
- No plumbing required, auto evaporation of defrost water
- Easy to clean surfaces and attractive lines
- Castors supplied with case
- Fully self contained unit
- Simple plug in operation
- ABS foamed end walls
- Forced air system

Bodega

Wine Display Chiller



At a Glance

Model	Bodega	Bodega Mini
Dimensions WxDxH (inches)	23½ x 28 x 67¾	23¾ x 23½ x 34½
Condensing unit size (HP)	⅓	⅓
Refrigerant	R134	R134
Power Supply v/Hz/Ph (unit)	120/60/1	120/60/1
Amps	20	20
Watts	2000	2000
Deck Fans	yes	yes
Temp Range	41...60°F or +5...+20°C	41...60°F or +5...+20°C

Plug - each unit requires a single dedicated power supply; 24 hour power if keeping product in unit overnight.

Features

- ### Bodega

 - Dual zone built
 - Seamless stainless steel door frame with 3 layer glass door
 - Electronic thermostat for accurate temperature control
 - Temperature setting memory in case of power off
 - Fan circulated cool air for even temperature distribution
 - LED lighting
 - Easy to clean interior
 - Efficient, quiet system
 - Fully self contained
 - Castors supplied with case
- ### Bodega Mini

 - Seamless stainless steel door frame with 3 layer glass door
 - Electronic thermostat for accurate temperature control
 - 6 beech wood shelves with stainless steel trim on each shelf
 - Fan circulated cool air for even temperature distribution
 - LED lighting
 - Easy to clean interior
 - Efficient, quiet system
 - Fully self contained

G Series Frozen Freezers



At a Glance

Model	G1C	G6FC
Dimensions WxDxH (inches)	26 ¾ x 33 ¾ x 81 ½	54 x 33 ¾ x 81 ½
Number of shelves	4	8
Shelf dimensions	21 ½ x 24 ¼	21 ½ x 24 ¼
Number of doors	1	2
Canopy dims (inches)	24 x 6	51 x 6
Condensing unit size (HP)	½	1
Refrigerant	R290	R290
Voltage	115V / 10-AMPS	115V / 12-AMPS
Volume Cubic Feet	23.67 Cu. Ft.	48 Cu. Ft.
Watts	2000	2000
Fan assisted	Yes	Yes
Temp range	28...-4°F or 0...-20°C	28...-4°F or 0...-20°C

Plug - each unit requires a single dedicated power supply; 24 hour power if keeping product in unit overnight

Features

- LED lighting
- Fully adjustable shelves
- Frost free
- Triple pane glass doors
- Self closing doors
- Stainless steel bottom
- No plumbing required, evaporator condensing pan included
- Automatic defrost cycle
- Forced air system
- Illuminated display
- Castors supplied with case

VV17 Glass Display Freezer



At a Glance

Model	VV17
Dimensions WxDxH (inches)	36 x 26 x 60½
Number of shelves	3
Shelf type	Adjustable
Shelf Dimensions	30 ½ w x 15 ¾ d
Condensing unit size (HP)	½
Refrigerant	R404
Power Supply v/Hz/Ph (unit)	120/60/1
Amps	20
Watts	2000
Fan assisted	yes
Temp Range	32...-4°F or 0...-18°C

Plug - each unit requires a single dedicated power supply; 24 hour power if keeping product in unit overnight.

Features

- Fully adjustable shelves
- 3 shelves standard
- Digital thermostat control
- Vertical lighting
- No plumbing required
- Efficient, quiet system
- Forced air system

K1T/ K4TF

4-Sided Fixed Shelf Freezer



Also Available In Silver

At a Glance

Model	K1T	K4TF
Dimensions WxDxH (inches)	23½ x 25½ x 71¼	28 x 29½ x 70
Number of shelves	6	5
Shelf type	Fixed	Fixed
Condensing unit size (HP)	¾	¾
Refrigerant	R404	R404
Power Supply v/Hz/Ph (unit)	120/60/1	120/60/1
Amps	20	20
Watts	2000	2000
Fixed shelf evaporator	yes	yes
Temp Range	32...0°F or 0...-18°C	32...0°F or 0...-18°C

Plug - each unit requires a single dedicated power supply; 24 hour power if keeping product in unit overnight.

Features

- Anodized Finish
- Glass on all sides
- All around view of product
- Castors supplied with case
- Economical system
- Fixed evaporator shelves
- Efficient, quiet system
- Digital Thermostat control
- No plumbing required

K4T

4 Sided
Glass Display Freezer



At a Glance

Model	K4T
Dimensions WxDxH (inches)	28 x 29½ x 71¼
Number of shelves	6
Shelf type	Revolving
Shelf Dimensions	18" Diameter
Condensing unit size (HP)	¾
Refrigerant	R404
Power Supply v/Hz/Ph (unit)	120/60/1
Amps	20
Watts	2000
Fan assisted	yes
Temp Range	32...-4°F or 0...-20°C

Plug - each unit requires a single dedicated power supply; 24 hour power if keeping product in unit overnight.

Features

- LED lighting
- Anodized finish
- Glass on all sides
- All around view of product
- Castors supplied with case
- Economical system
- Rotating shelves
- Mirrored bottom shelf
- Adjustable shelves
- Efficient, quiet system
- Forced air system
- Digital thermostat control
- No plumbing required
- Gold finish available

E1/E2

Display Freezer



At a Glance

Model	E1	E2
Dimensions WxDxH (inches)	60 x 35½ x 40	88 x 35½ x 40
Condensing unit size (HP)	½	½
Refrigerant	R404	R404
Power Supply v/Hz/Ph	120/60/1	120/60/1
Amps	20	20
Watts	2000	2000
Static Refrigeration	yes	yes
Temp Range	32...-8°F or 0...-22°C	32...-8°F or 0...-22°C

Plug - each unit requires a single dedicated power supply; 24 hour power if keeping product in unit overnight.

Features

- Curved glass front cabinets allow for more product visibility
- 2 sliding glass lids
- Easy access for loading, setting of display and cleaning
- Suitable for all frozen products
- Efficient, quiet system
- Easy to clean surfaces and attractive lines
- Fully self contained unit
- Ozone friendly refrigerant
- Simple plug in operation with simple controls
- Castors supplied with case

E3

Wall Site Display Freezer with Side Visibility



At a Glance

Model	E3
Dimensions WxDxH (inches)	77 x 34 x 37
Condensing unit size (HP)	½
Refrigerant	R404
Power Supply v/Hz/Ph	120/60/1
Amps	20
Watts	2000
Static Refrigeration	yes
Temp Range	32...-8°F or 0...-22°C

Plug - each unit requires a single dedicated power supply; 24 hour power if keeping product in unit overnight.

Features

- Curved glass front cabinets allow for more product visibility
- 2 sliding glass lids
- Easy access for loading, setting of display and cleaning
- Suitable for all frozen products
- Efficient, quiet system
- Easy to clean surfaces and attractive lines
- Fully self contained unit
- Ozone friendly refrigerant
- Simple plug in operation with simple controls
- Castors supplied with case

E4

Wall Site Display Freezer



At a Glance

Model	E4
Dimensions WxDxH (inches)	77 x 34 x 39
Condensing unit size (HP)	½
Refrigerant	R404
Power Supply v/Hz/Ph	120/60/1
Amps	20
Watts	2000
Static Refrigeration	yes
Temp Range	32...-8°F or 0...-22°C

Plug - each unit requires a single dedicated power supply; 24 hour power if keeping product in unit overnight.

Features

- Glass front cabinets allow for more product visibility
- 2 sliding glass lids
- Easy access for loading, setting of display and cleaning
- Suitable for all frozen products
- Efficient, quiet system
- Easy to clean surfaces and attractive lines
- Fully self contained unit
- Ozone friendly refrigerant
- Simple plug in operation with simple controls
- Castors supplied with case

D1C

Sliding Glass Display Freezer



At a Glance

Model	D1C
Dimensions WxDxH (inches)	58 x 30 x 34
Condensing unit size (HP)	½
Refrigerant	R134A
Power Supply v/Hz/Ph	120/60/1
Amps	20
Watts	2000
Static Refrigeration	yes
Temp Range	50...-4°F

Plug - each unit requires a single dedicated power supply; 24 hour power if keeping product in unit overnight.

Features

- 5 baskets standard
- 2 sliding glass lids
- LED lighting
- Easy access for loading, setting of display and cleaning
- Suitable for all frozen products
- Efficient, quiet system
- Easy to clean surfaces and attractive lines
- Fully self contained unit
- Simple plug in operation with simple controls
- Castors supplied with case

F2

Freezer



At a Glance

Model	F2
Dimensions WxDxH (inches)	47¼ x 24¾ x 34¼
Inside dimensions WxDxH (inches)	42 x 20 x 25
Storage capacity (cubic feet)	12 ¼
Condensing unit size (HP)	¾
Refrigerant	R404
Power supply v/Hz/Ph	120/60/1
Amps	20
Watts	2000
Deck fans	n/a
Temp range	32...-4°F or 0...-20°C

Plug - each unit requires a single dedicated power supply; 24 hour power if keeping product in unit overnight.

Features

- 2 sliding glass lids
- Easy access for loading, setting of display and cleaning
- Excellent vision through top glass
- White interior and exterior
- Suitable for all frozen products
- Efficient, quiet system
- Easy to clean surfaces and attractive lines
- Fully self contained unit
- Ozone friendly refrigerant
- Simple plug in operation with simple controls
- Manual defrost and drain
- One standard basket included
- Impact resistant finish
- Castors supplied with case

Kubo 500F

Display Freezer



At a Glance

Model	500F
Dimensions WxDxH (inches)	60 x 28 x 54
Number of shelves	8
Shelf dimensions (inches)	23 ½ w x 15 ¾ d
Condensing unit size (HP)	1½
Refrigerant	R404
Power supply v/Hz/Ph	120/60/1
Amps	20
Watts	2000
Deck fans	Yes
Temp range	32...0°F or 0...-18°C

Plug - each unit requires a single dedicated power supply; 24 hour power if keeping product in unit overnight.

Features

- Adjustable wire shelves
- Hinged doors
- Vertical lights
- Castors supplied with case
- 360° visibility
- Easy to clean
- Automatic defrost
- No drain required
- Stainless steel front

B2F

Display Freezer



At a Glance

Model	B2F
Dimensions WxDxH (inches)	73½ x 43 x 51½
Condensing unit size (HP)	1
Refrigerant	R404
Power supply v/Hz/Ph	120/60/1
Amps	20
Watts	2000
Deck fans	Yes
Temp range	32...0°F or 0...-18°C

Plug - each unit requires a single dedicated power supply; 24 hour power if keeping product in unit overnight.

Features

- Top hinged glass, hydraulic arm support
- Easy access for loading, setting of display and cleaning
- Euro style front and side glass
- Stainless steel interior
- Rear access to the display for the server
- Preparation counter built in
- Easy to clean surfaces and attractive lines
- Castors supplied with case
- Fully self contained unit
- Simple plug in operation with simple controls
- Impact resistant finish
- ABS foamed end walls

DC8

Freezer



At a Glance

Model	DC8
Dimensions WxDxH (inches)	47¾ x 27¾ x 50
Condensing unit size (HP)	½
Refrigerant	R134A
Rear door	13¾" h x 16¼" w
Power supply v/Hz/Ph	120/60/1
Amps	20
Watts	2000
Deck fans	Yes
Temp range	5...-5°F or -15...-21°C

Plug - each unit requires a single dedicated power supply; 24 hour power if keeping product in unit overnight.

Features

- Attractive, contemporary design
- 24 gauge painted textured interior and exterior
- Stainless steel serving deck, top and attached superstructure
- Independent on/off compressor and light switch
- Brilliant, interior fluorescent lighting
- Tempered plate glass viewing window
- Holds 9 ½ diameter, 3 gallon cans
- Top and side lid wiper gaskets
- 9 ft power cord
- 8 dipping wells
- Rear frozen storage
- Heavy-duty epoxy-coated wire can support racks
- Hinged, high-tensile, transparent acrylic dipping compartment lids with full length handle

G12

Gelato Case



At a Glance

Model	G12
Dimensions WxDxH (inches)	48¼ x 47 x 54½
Condensing unit size (HP)	¾
Refrigerant	R404
Power supply v/Hz/Ph	220v single phase
Amps	30
Watts	3000
Deck fans	Yes
Temp range	-10...10°F

Plug - each unit requires a single dedicated power supply; 24 hour power if keeping product in unit overnight.

Features

- Modern design - high visibility
- Silver color
- Top hinged glass with hydraulic arm support - easy loading
- Stainless steel bins
- Stainless steel front
- LED illuminated front
- Rear night blind
- 12 liter pans
- Auto defrost
- Forced air

SS2P

Two Flavor Soft Serve Ice Cream Machine



At a Glance

Model	SS2P
Dimensions WxDxH (inches)	21 x 27½ x 52
Condensing unit size (HP)	1½, ¾
Refrigerant	R404
Power supply v/Hz/Ph	220V single phase
Amps	30
Watts	3000

Plug - each unit requires a single dedicated power supply; 24 hour power if keeping product in unit overnight.

Features

- Small foot print, saves valuable floor space
- Easy cleaning and operation
- No installation required, plug it in and it is ready to go
- Castors supplied with case
- Soft serve mix not included
- Sanitized prior to each rental
- Serves two flavors plus a swirl option
- Overnight switch to keep product refrigerated when not in use
- Automatic shut off when product is low

200GBT

Counter Top Display Freezer



At a Glance

Model	200GBT
Dimensions WxDxH (inches)	47½ x 19½ x 28
Condensing unit size (HP)	⅓
Refrigerant	R404
Power supply v/Hz/Ph	120/60/1
Amps	20
Watts	2000
Fan assisted	no
Temp range	32...0°F or 0...-18°C
Fixed shelf evaporator	yes

Plug - each unit requires a single dedicated power supply; 24 hour power if keeping product in unit overnight.

Features

- Gold or silver anodized finish
- Glass walls
- Static evaporator system
- Rapid pull down time
- Strong construction
- Efficient, quiet system
- Easy to clean surface and lines
- Illuminated display
- Fully self contained unit
- Ozone friendly refrigerant
- Simple plug in operation with simple controls
- Operator friendly
- Thermostat control
- Fixed shelves are 7 ¼ inches apart

H2

Storage Freezer



At a Glance

Model	H2
Dimensions WxDxH (inches)	19½ x 21½ x 32¾
Bowl capacity in liters	n/a
Bowl capacity in gallons	n/a
Condensing unit size (HP)	¼
Refrigerant	R134
Power supply v/Hz/Ph	120/60/1
Amps	20
Watts	2000
Temp range	32...0°F or 0...-18°C

Plug - each unit requires a single dedicated power supply; 24 hour power if keeping product in unit overnight.

Features

- Efficient, quiet system
- Perfect for under counter use

H4IB

Storage Freezer



At a Glance

Model	H4IB
Dimensions WxDxH (inches)	23½ x 20¼ x 26½
Condensing unit size (HP)	½
Refrigerant	R134
Power supply v/Hz/Ph	120/60/1
Amps	20
Watts	2000
Fan assisted	Yes
Temp range	32...0°F or 0...-18°C
Fixed shelf evaporator	No

Plug - each unit requires a single dedicated power supply; 24 hour power if keeping product in unit overnight.

Features

- Adjustable shelves
- Glass display
- Counter top unit
- Efficient, quiet system

Penguin

Single/Double Bowl Frozen Drink Display



At a Glance

Model	Penguin 1	Penguin 2
Dimensions WxDxH (inches)	7 ¾ x 17 x 34¼	15½ x 17 x 34¼
Bowl capacity in liters	12	12
Bowl capacity in gallons	3.17	3.17
Condensing unit size (HP)	¼	½
Refrigerant	R134	R134
Power supply v/Hz/Ph	120/60/1	120/60/1
Amps	20	20
Watts	2000	2000
Temp range	frozen drinks	frozen drinks

Plug - each unit requires a single dedicated power supply; 24 hour power if keeping product in unit overnight.

Features

- One or two bowl frozen drink display
 - Full access to all the components for quick and easy maintenance
 - Simple bowl removal for easy cleaning
- One compressor for each bowl
 - Manual control of the thickness of the drink
 - Quick product preparation
 - Internal illumination system

B1H

Euro Hot Curved Glass Display



At a Glance

Model	B1H
Dimensions WxDxH (inches)	51 x 43 x 51½
Power supply v/Hz/Ph	220/60/1
Amps	30
Watts	3000
Water Temperature Range	167...176°F or 75...80°C
Deck Temperature	146°F or 63°C

Plug - each unit requires a single dedicated power supply.

Features

- Top hinged glass, hydraulic arm support
- Easy access for loading, setting of display and cleaning
- Euro style front and side glass
- Illuminated stainless steel, perforated display deck
- Rear access to the display for the server
- Preparation counter built in
- Automatic 'low water level' power cut-off
- Easy to clean surfaces and attractive lines
- Castors supplied with case
- Fully self contained unit
- Rheostat control for heat/light
- Simple plug in operation with simple controls
- Adjustable water temperature control
- Water inlet (½ inch) and drain fitting (1 ½ inch)
- Impact resistant finish
- Stainless steel deck
- ABS foamed end walls
- Divider bars for Gastronorm pans available
- Heating area can be configured several ways using divider bars
- Heating area dimensions: 42 x 25 ½ (inches)
- Gastronorm pans available upon request

BR13H

Curved Glass Hot Display With 3 Adjustable Shelves



At a Glance

Model	BR13H
Dimensions WxDxH (inches)	53 x 29½ x 54¼
Top shelf dimensions (inches)	50 w x 11 d
Other shelf dimensions (inches)	50 w x 11 d
Power supply v/Hz/Ph	120/60/1
Amps	30
Watts	3000
Water Temperature Range	140...176°F or 60...80°C
Deck Temperature	146°F or 63°C

Plug - each unit requires a single dedicated power supply.

Features

- 4 Adjustable heated shelves
- Sliding glass rear doors
- Vertical lights
- Castors supplied with case
- No drain required
- Modern design
- 360° visibility
- Stainless steel front
- Easy to clean

Isola 4H

Bain Marie Buffet Style Display



At a Glance

Model	Isola 4H	Isola 4HS/S
Dimensions WxDxH (inches)	56 x 29½ x 45 ¼	59 ¼ x 29 ½ x 45
Height (inches) top up	59	59
Power supply v/Hz/Ph	120/60/1	120/60/1
Amps	30	30
Watts	3000	3000
Temp range	100...194°F or 38...90°C	100...194°F or 38...90°C

Plug - each unit requires a single dedicated power supply.

Features

- Electrically raised canopy
- Castors supplied with case
- Divider bars included
- Stainless steel option available
- Adjustable water temperature control
- Fitted drain
- Heat lamps for additional heating
- 'Low water level' alarm
- Serving trays optional
- Digital control panel
- Pans available upon request
- Internal basin in AISI stainless steel
- Accepts deep or shallow pans
- Different configurations available
- Gastronorm pans available upon request

MCT

4 Burner



MCT Back View - Under Storage



At a Glance

Model	MCT	MCTM
Dimensions WxDxH (inches)	60 x 30 x 38½	60 x 30 x 90½
Power supply v/Hz/Ph	220/60/1	220/60/1
Amps	30	30
Watts	3000	3000

Plug - each unit requires a single dedicated power supply.

Features

- Stainless steel table with electric 4 burner ceramic cook top
- Locking castors included
- Under cabinet storage shelf
- Optional attached mirror for high visibility

CO25

Convection Oven



At a Glance

Model	CO25
Dimensions WxDxH (inches)	28½ x 28 x 53¼
Inside dimensions WxDxH (inches)	18½ x 14½ x 10½
Power supply v/Hz/Ph	120/60/1
Amps	20
Watts	2000
Temperature Range	120 ...480°F or +49...+249°C

Plug - each unit requires a single dedicated power supply.

Features

- Convection oven with two adjustable shelves
- Holds ½ size tray: 18 x 14 ½ (inches) - not included
- Trays for oven available upon request
- Oven is attached to rolling stand
- Oven available without stand
- Rolling stand has six shelves for sheet pans
- Sheet pans for stand available upon request
- Manual 60 minute timer

200 Hot

Counter Top Hot Self-Service Display



At a Glance

Model	200 Hot
Dimensions WxDxH (inches)	35½ x 21 x 28
Power supply v/Hz/Ph	120/60/1
Amps	15
Watts	1500
Temperature Range	95...160°F or 35...71°C

Plug - each unit requires a single dedicated power supply.

Features

- Warming lamps above each shelf
- Sturdy construction designed for easy access of product
- Self serve open access

HSD2

Hot self-serve unit



At a Glance

Model	HSD2
Dimensions WxDxH (inches)	36 x 28 x 29¾
Power supply v/Hz/Ph	120/60/1
Amps	20
Watts	2000

Plug - each unit requires a single dedicated power supply.

Features

- Hard coated aluminum heat shelf
- Tempered glass sides for maximum visibility
- Heavy duty stainless steel construction for base, sides and top
- Thermostat controlled heat for base and rear overhead heat source.

MW

Microwave



At a Glance

Model	MW
Dimensions WxDxH (inches)	24 x 18 x 14
Power supply v/Hz/Ph	120/60/1
Amps	10
Watts	1000

Plug - each unit requires a single dedicated power supply.

DW

Dual lamp display warmer



At a Glance

Model	DW
Dimensions WxDxH (inches)	13 x 19 x 24¼
Power supply v/Hz/Ph	120/60/1
Amps	20
Watts	2000

Plug - each unit requires a single dedicated power supply.

Features

- Holds a 12 x 20 (inches) Pan
- Pan not included

Top2

Dual burner cook top



At a Glance

Model	DW
Dimensions WxDxH (inches)	22½ x 14 x 3
Power supply v/Hz/Ph	120/60/1
Amps	20
Watts	2000

Plug - each unit requires a single dedicated power supply.

Features

- 2 electric burners
- Compact and lightweight

MS12

Electric Meat Slicer
12" Cutting Wheel



At a Glance

Model	MS12
Dimensions WxDxH (inches)	23 x 18 x 16
Power supply v/Hz/Ph	120/60/1
Amps	15
Watts	1500

Plug - each unit requires a single dedicated power supply.

Features

- Easy operation
- Slice precision
- Built-in safety features

200 Dry

Self-Serve Counter Top Display



At a Glance

Model	200 Dry
Dimensions WxDxH (inches)	35¼ x 21 x 28
Power supply v/Hz/Ph	120/60/1
Amps	5
Watts	500

Plug - each unit requires a single dedicated power supply.

Features

- Gold or silver anodized finish
- Easy to clean surfaces and lines
- Glass walls
- Multi purpose
- Illuminated display
- Smooth finish
- Rounded corners
- Strong construction
- Simple plug In operation with simple controls

PTS/PT

Stainless Steel Prep Table



At a Glance

Model	PT4 / PT4S	PT5 / PT5S	PT6 / PT6S
Dimensions WxDxH (inches)	48 x 30 x 35	60 x 30 x 35	72 x 30 x 35

Features

- Stainless steel work surface
- Model with shelf available (PTS)

MSU

Mobile Sink Unit
For Hands and Utensils Only



At a Glance

Model	MSU
Dimensions WxDxH (inches)	41 x 32½ x 45½
Power supply v/Hz/Ph	120/60/1
Amps	15
Watts	1500
Fresh water capacity	2 x 5 gallon or 18.92 liters
Waste tank capacity	2 x 7 gallon or 26.49 liters

Plug - each unit requires a single dedicated power supply.

Features

- Hand sink cart with 2-compartment sink
 - Two 5 gallon water tanks
 - Two 7 gallon waste water tanks
 - 2½ gallon hot water heater
- Soap dispenser and paper towel holder included
 - Durable polyethylene construction
 - Castors supplied with case

SSB1/SSB3

Stainless steel bowl sink



At a Glance

Model	SSB1	SSB3
Dimensions WxDxH (inches)	23½ x 24½ x 40	84 x 24½ x 40

Features

- Plumbing required
- Single bowl and three bowl sinks available
- Water inlet (1 inch) and drain fitting (1¼ inch)

HWS

Two Person Accessible
Hand Washing Station



At a Glance

Model	HWS
Dimensions WxDxH (inches)	26½ x 21½ x 61
Fresh water capacity	22 gallon or 83.28 liters
Waste tank capacity	24 gallon or 90.85 liters

Features

- 1,408 single uses (22-gallon fresh water capacity; 24-gallon gray water capacity)
 - Two 30-ounce soap dispensers and four 250-sheet built-in paper towel dispensers
- Fits inside most portable restrooms for easy transport to job sites
 - Built-in lift handles provide added mobility for positioning once on-site

Ready Built Cold Rooms



At a Glance

Model	Cold Room
External Width (inches)	94 ¼
External Length (inches)	117½
External Height (inches)	93
Power Supply v/Hz/Ph	220/60/1
Amps	30

Features



- “All-Weather” exterior
- Internal light
- Internal “glow in the dark” safety handle
- Easily made mobile
- Refrigerator & freezer temps available
- NSF approved “3-tier” racking included
- Secure, simple temperature control
- Non-slip floor
- Ramp included
- Fork lift friendly
- Lockable door - self closing
- Strong hinge system
- External gauge displaying box temperature
- Quiet operation of ETL approved condensing unit
- Health and safety code compliant
- Simply hardwire to your generator or existing power

Modular walk-in cold and freezer rooms



- 8ft by 8ft Modular Walk-in Cold Room. (smallest size available)
Length can be increased in 2ft increments.
Width can be increased in 8ft increments with interior walls.
- Quickly built on-site
 - Dual temperature
 - Indoor and outdoor use
 - Pallet size doors available.

From the world’s largest sporting events to state fairs, festivals, care centers, emergency relief, construction renovation, and so much more, LOWE Cold Rooms provide the perfect refrigerated storage solution. Mobile & remote, climate controlled modular refrigeration / freezer cold rooms engineered for quiet efficiency even in the most challenging environments.



Notes

Handwriting practice lines consisting of 20 horizontal dotted lines.



We Are Lowe.