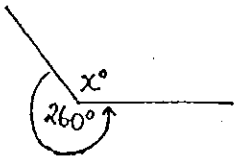
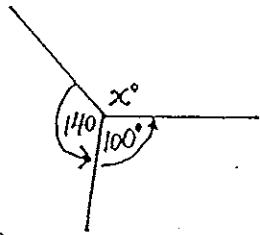


WORKSHEET

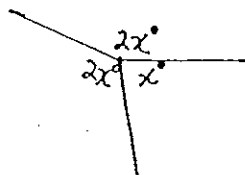
Geometric Figures



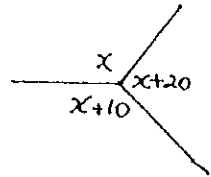
① $x =$



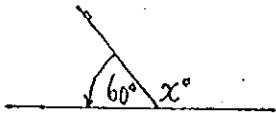
② $x =$



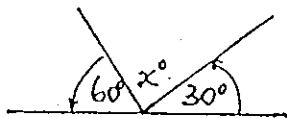
③ $x =$



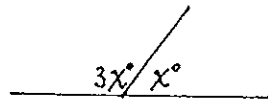
④ $x =$



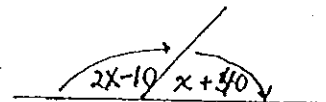
⑤ $x =$




⑥ $x =$



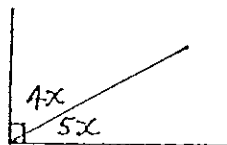
⑦ $x =$



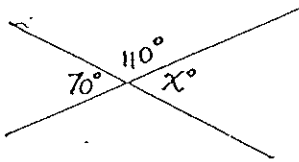
⑧ $x =$



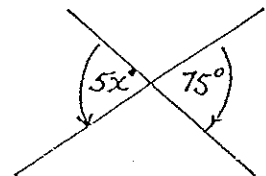
⑨ $x =$



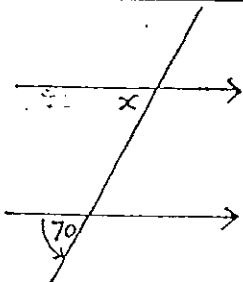
⑩ $x =$



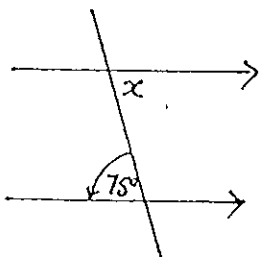
⑫ $x =$



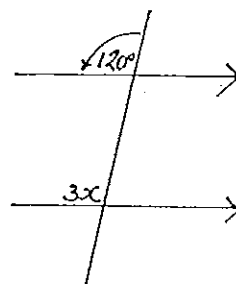
⑬ $x =$



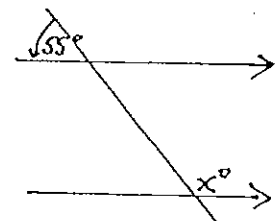
⑭ $x =$



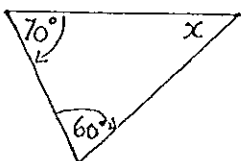
⑮ $x =$



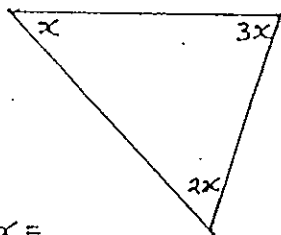
⑯ $x =$



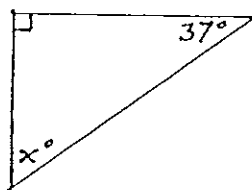
⑰ $x =$



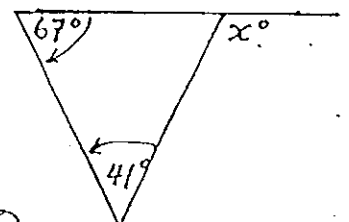
⑱ $x =$



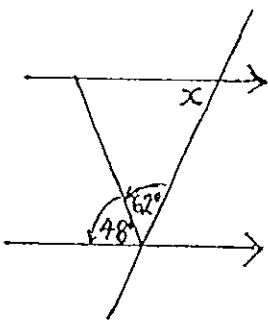
⑲ $x =$



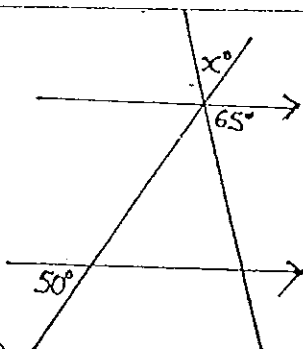
⑳ $x =$



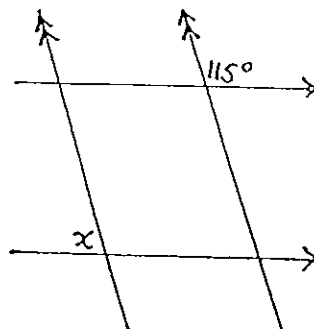
㉑ $x =$



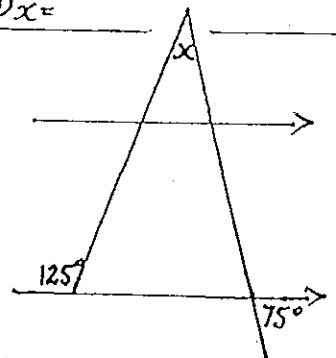
㉒ $x =$



㉓ $x =$



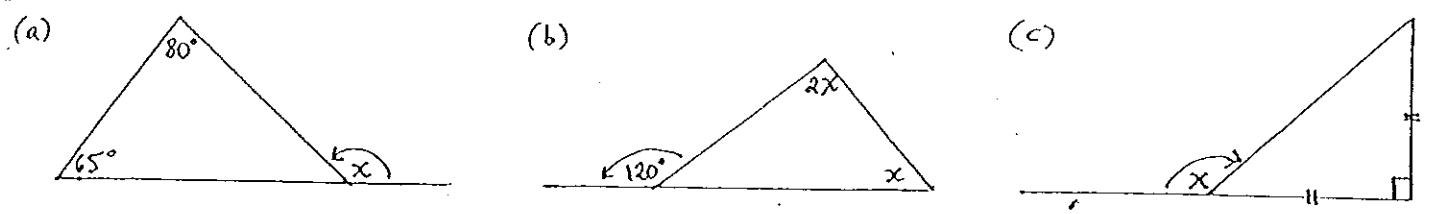
㉔ $x =$



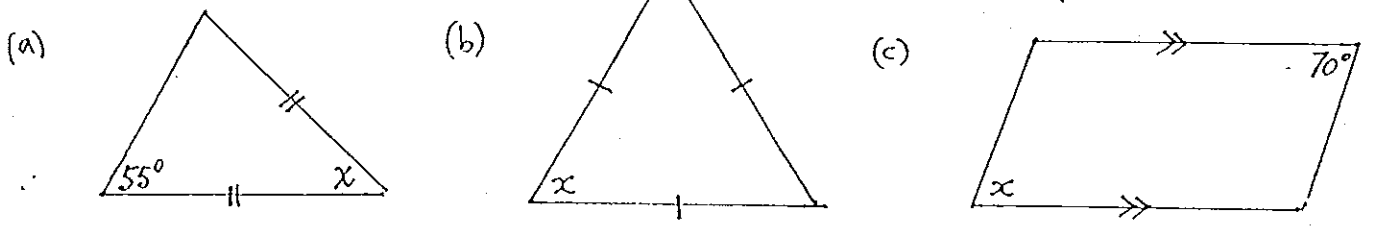
㉕ $x =$

FIND x in all the above diagrams

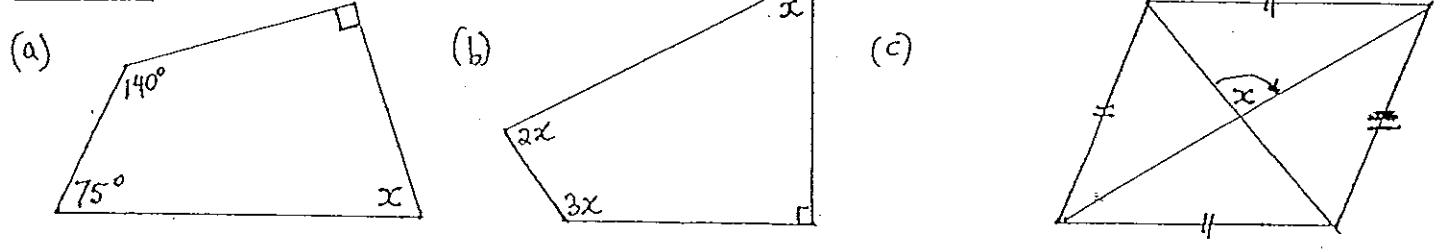
Quest ① - Find x.



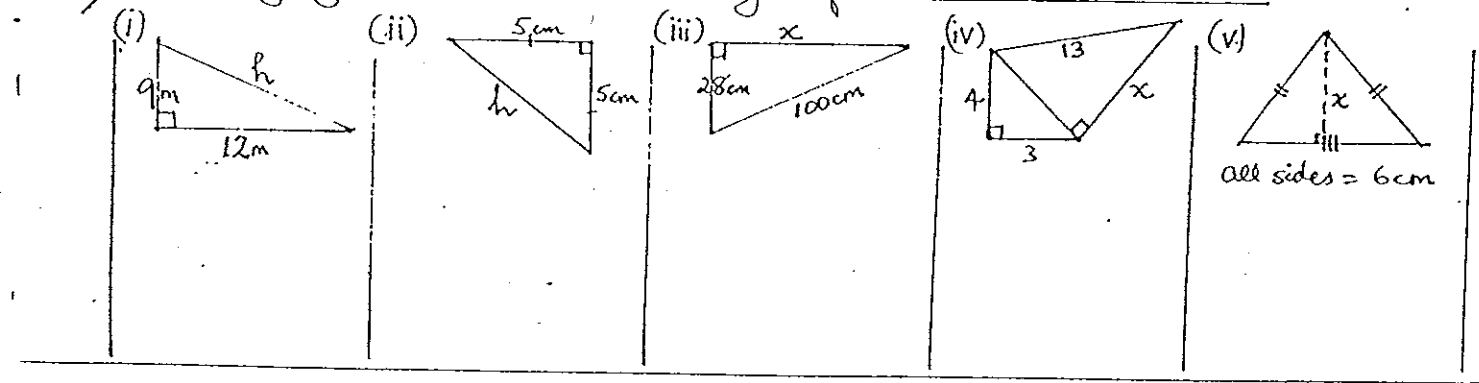
Quest ② - Find x.



Quest ③ - Find x.



Quest ④ Use Pythagoras' Rule to find the lengths of sides marked x or h :-



ANSWERS

- (1) 100° (2) 120° (3) 72° (4) 110° (5) 120° (6) 90° (7) 45° (8) 50°
 (9) 66° (10) 10° (11) 70° (12) 70° (13) 15° (14) 70° (15) 75° (16) 40° (17) 125°
 (18) 50° (19) 30° (20) 53° (21) 108° (22) 70° (23) 65° (24) 65° (25) 50°
 (26) 45° (27) 30° (28) 30° (29) 30° (30) 90° (31) 15m (32) 7.07 (33) 96 (34) 12 (35) 5.2cm