

4. TRANSLATING GEOMETRICAL DESCRIPTIONS TO DIAGRAMS

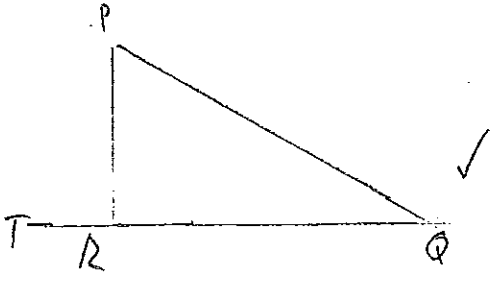
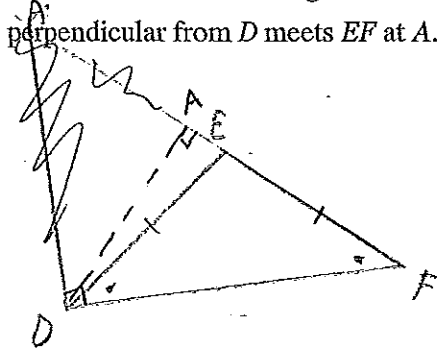
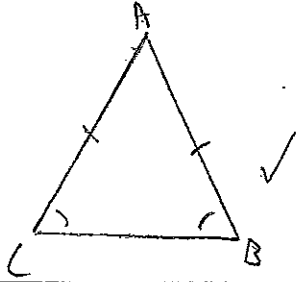
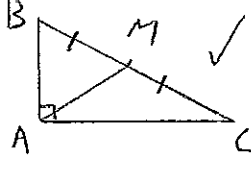
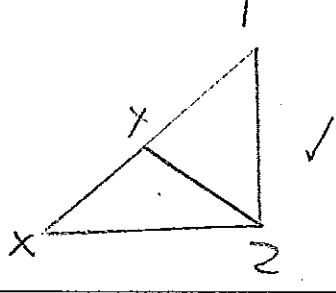
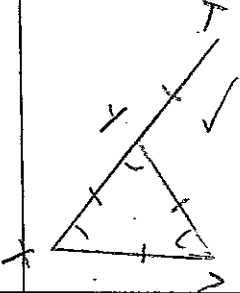
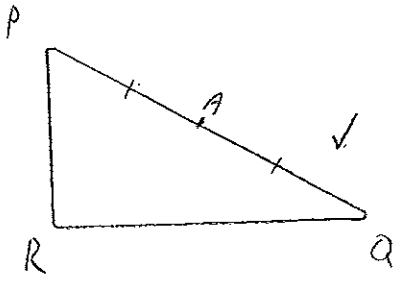
Draw a neat diagram of each of the following descriptions, including all details clearly.

<p>1. Triangle PQR has QR produced to T.</p>	<p>5. DEF is an isosceles triangle with $DE = EF$. The perpendicular from D meets EF at A.</p>
<p>2. Triangle ABC is isosceles with $AB = AC$.</p>	<p>6. Triangle ABC has a right angle at A. M, the midpoint of BC, is joined to A.</p>
<p>3. Triangle XYZ has XY produced to T. TZ is joined.</p>	<p>7. Equilateral triangle XYZ has XY produced to T so that $TY = XY$.</p>
<p>4. A is the midpoint of PQ in the triangle PQR.</p>	<p>8. XYZ is an obtuse-angled triangle with Y being greater than 90°. The perpendicular from X meets ZY produced at P.</p>

4. TRANSLATING GEOMETRICAL DESCRIPTIONS TO DIAGRAMS

Albert
Kortewanderson

Draw a neat diagram of each of the following descriptions, including all details clearly.

<p>1. Triangle PQR has QR produced to T.</p> 	<p>5. DEF is an isosceles triangle with $DE = EF$. The perpendicular from D meets EF at A.</p> 
<p>2. Triangle ABC is isosceles with $AB = AC$.</p> 	<p>6. Triangle ABC has a right angle at A. M, the midpoint of BC, is joined to A.</p> 
<p>3. Triangle XYZ has XY produced to T. TZ is joined.</p> 	<p>7. Equilateral triangle XYZ has XY produced to T so that $TY = XY$.</p> 
<p>4. A is the midpoint of PQ in the triangle PQR.</p> 	<p>8. XYZ is an obtuse-angled triangle with Y being greater than 90°. The perpendicular from X meets ZY produced at P.</p> 