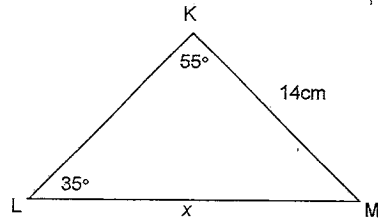


**Outcome 1 Non-Right Angled Trigonometry (20 Marks)**

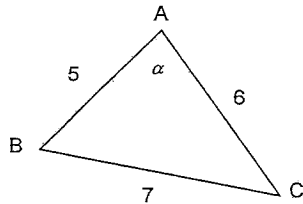
**Section 1 Select the correct alternative A, B, C or D**

1) Which of the following statements is correct? 1 Mark



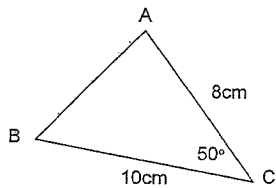
- (A)  $\frac{x}{\sin 55^\circ} = \frac{14}{\sin 35^\circ}$       (B)  $\frac{x}{\sin 70^\circ} = \frac{14}{\sin 35^\circ}$   
 (C)  $\frac{x}{\sin 70^\circ} = \frac{14}{\sin 50^\circ}$       (D)  $\frac{x}{\sin 55^\circ} = \frac{14}{\sin 50^\circ}$

2) Using the Cosine Rule,  $\cos \alpha =$  1 Mark



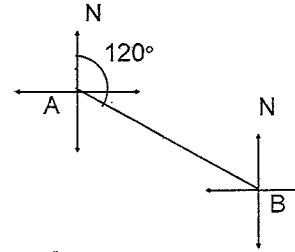
- (A)  $\frac{19}{35}$       (B)  $\frac{1}{5}$       (C)  $\frac{2}{5}$       (D)  $\frac{5}{7}$

3) The area of the triangle ABC is closest to 1 Mark



- (A)  $30.6 \text{ cm}^2$       (B)  $51.4 \text{ cm}^2$       (C)  $61.3 \text{ cm}^2$       (D)  $25.7 \text{ cm}^2$

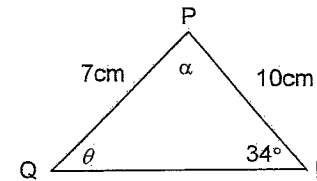
4) The true bearing of A from B is 1 Mark



- (A)  $300^\circ\text{T}$       (B)  $290^\circ\text{T}$       (C)  $120^\circ\text{T}$       (D)  $60^\circ\text{T}$

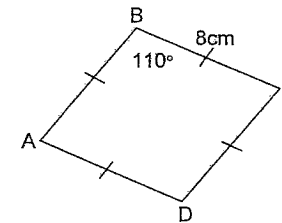
**Section 2 Show all working**

5) (i) Find the value of  $\angle PQR (\theta)$   
 (ii) Hence find the obtuse angle  $\alpha$ , correct to the nearest minute.

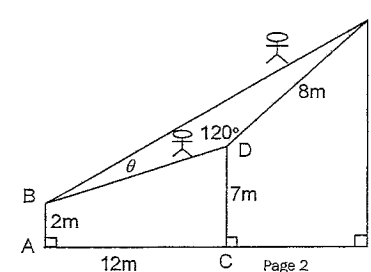


3 Marks

6) ABCD is a rhombus. Find its area correct to 2 decimal places. 2 Marks



7) A tight rope walker, Ben, walks from B to F directly up the longest wire. His assistant, Kate walks between the same points using wires BD and DF.



- (i) Show the distance Kate walks from B to D is 13m. 1 Mark
- (ii) How much further does Kate walk than Ben?  
Answer correct to the nearest centimetre. 3 Marks
- (iii) Find the angle,  $\theta$  between the wires BD and BF.  
Answer correct to the nearest minute. 2 Marks

**Section 3 Show all working**

- 8) From Pete's home, H, the Rugby Club, C, is on a bearing of  $035^\circ\text{T}$  and 630m away while the beach, B, is on a bearing of  $330^\circ\text{T}$  and 400m away.
- (i) Draw a diagram showing ALL this information. 1 Mark
- (ii) Find the distance of the beach, B, from the Rugby Club, C  
Answer correct to the nearest metre. 2 Marks
- (iii) Find the bearing of the Rugby Club, C, from the beach B  
Answer correct to the nearest degree. 2 Marks

**Outcome 2 Probability****(11 Marks)****\*\*\*START A NEW PAGE\*\*\*****Section 1 Select the correct alternative A, B, C or D**

- 1) A letter is chosen at random from the word NEWINGTON. The probability that it will be an N is
- (A)  $\frac{1}{9}$  (B)  $\frac{2}{7}$  (C)  $\frac{1}{3}$  (D)  $\frac{3}{6}$  1 Mark
- 2) John is three times more likely to win a race more than Rob. How many times would you expect Rob to win if they race thirty-six times?
- (A) 9 (B) 12 (C) 18 (D) 27 1 Mark
- 3) A coin can land on either heads or tails. When two coins are tossed the chance of getting two tails is
- (A)  $\frac{1}{2}$  (B)  $\frac{1}{3}$  (C)  $\frac{1}{4}$  (D) 2 1 Mark

**Section 2 Show all working**

- 4) A card is drawn at random from a normal pack of fifty two cards. Find the probability that the card is
- (i) A spade 1 Mark
- (ii) A diamond or an ace 1 Mark
- 5) A three digit number is formed using the digits 3, 6, 5 without replacement.
- (i) Use a tree diagram to list the sample space. 1 Mark
- (ii) What is the probability that the number is divisible by 5? 1 Mark
- 6) Two dice are thrown. Find the probability that:
- (i) The sum of the two numbers is 9. 1 Mark
- (ii) The two numbers are not equal. 1 Mark

**Section 3 Show all working**

- 7) In a class of thirty-six pupils, twenty-six play cricket, twenty-four play football and eighteen play both cricket and football. What is the probability that a pupil chosen at random plays neither cricket or football? 2 Marks

**Outcome 3 Data**

**(9 Marks)**

\*\*\*START A NEW PAGE\*\*\*

**Section 1 Select the correct alternative A, B, C or D**

- 1) The square represents a missing digit in the stem and leaf plot. Given the median is 45, what does  $\square$  represent

| STEM | LEAF        |
|------|-------------|
| 3    | 7 8 9       |
| 4    | $\square$ 8 |
| 5    | 1 3 7       |

- (A) 0 (B) 2 (C) 4 (D) 5 1 Mark

- 2) The total of four scores is twenty. A score is added and the new mean is five. The score that was added was

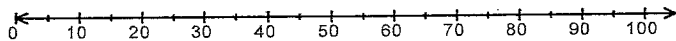
- (A) 4 (B) 4.5 (C) 5 (D) 5.5 1 Mark

- 3) A normal distribution has a mean of 70 and a standard deviation of 5. What percentage of scores are between 65 and 75?

- (A) 50% (B) 79% (C) 68% (D) 95 1 Mark

**Section 2 Show all working**

- 4) Copy the diagram



Draw a box and whisker plot given the following information.

- Highest score = 80
- Lowest score = 25
- Lower quartile = 50
- Upper quartile = 70
- Median = 65

1 Mark

- 5) Given the following scores 61, 52, 57, 48, 65, 55 find the standard deviation correct to one decimal place.

1 Mark

- 6) Find the inter-quartile range of the following scores.

9, 1, 11, 2, 10, 11, 2, 10, 5, 7, 11, 11.

1 Mark

**Section 3 Show all working**

- 7) The following statistics were obtained from a Mathematics and English test

|         | $\bar{x}$ | $\sigma$ | Brian's Mark |
|---------|-----------|----------|--------------|
| Maths   | 60        | 9        | 40           |
| English | 50        | 13       | 40           |

- (i) Brian said "I scored better in Mathematics". Do you agree? Use the information in the table to justify your response.

2 Marks

- (ii) The teacher had forgotten to include the mark of 59 when calculating the statistics for Mathematics. In what way would the mean and standard deviation for Mathematics be affected once the score was included?

1 Mark

**Outcome 4**

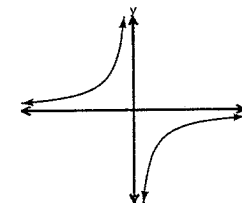
**Graphs**

**(20 Marks)**

\*\*\*START A NEW PAGE\*\*\*

**Section 1 Select the correct alternative A, B, C or D**

- 1) Select the equation which matches the graph below.

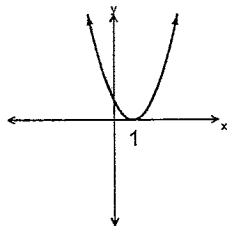


- (A)  $xy = 4$  (B)  $y = \frac{-4}{x}$  (C)  $x^2 + y^2 = 4$  (D)  $y = 4x$  1 Mark

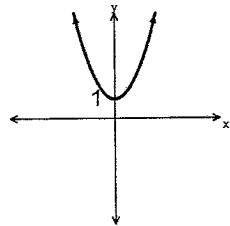
2) The graph that represents  $y=(x+1)^2$  is

1 Mark

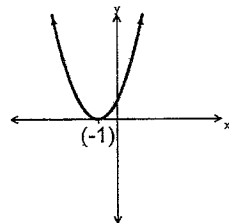
(A)



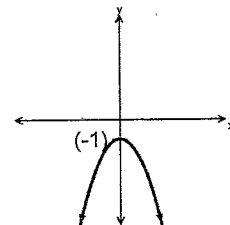
(B)



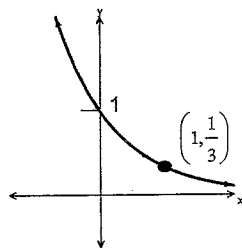
(C)



(D)



3) The equation of the graph below is



- (A)  $y = 3^x$     (B)  $y = -3^x$     (C)  $y = 3^{-x}$     (D)  $y = -3^{-x}$     1 Mark

**Section 2 Show all working**

4) A parabola has the equation  $y = x^2 - 7x + 10$ .

- (i) Find the y-intercept. 1 Mark
- (ii) Find the x-intercepts. 1 Mark
- (iii) Find the equation of the axis of symmetry. 1 Mark
- (iv) Find the co-ordinates of the vertex 1 Mark
- (v) Find the minimum value. 1 Mark
- (vi) Sketch the curve showing all the above details. 1 Mark

5) Sketch the following curves, showing all essential features.

(i)  $x^2 + y^2 = 4$  2 Marks

(ii)  $y = \frac{1}{x+4}$  2 Marks

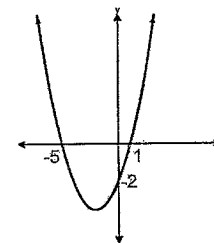
6) Explain what happens to the curve  $y = x^3$  when the following translations are performed.

(i)  $y = x^3 - 1$  1 Mark

(ii)  $y = (x-1)^3$  1 Mark

**Section 3 Show all working**

7) Use the sketch to find the equation of the following parabola



3 Marks

8) Find the centre and radius of the semi-circle  $y = -\sqrt{28-x^2}$  2 Marks  
Give your answer in simplest form.

**Outcome 5**

**Polynomials**

**(20 Marks)**

\*\*\*START A NEW PAGE\*\*\*

**Section 1** Select the correct alternative A, B, C or D

1) Which of the following is a polynomial? 1 Mark

- (A)  $\frac{9x^3 + x^2 + x^5}{x}$  (B)  $4x + 2\sqrt{x}$   
 (C)  $x^2 - 2x + (3^x)$  (D)  $\frac{5}{x^2} + \frac{(2)}{x^3} + x$

2) Given  $P(x) = 3x - 6x^4 - 5 + 2x^2$ , the leading term is: 1 Mark

- (A)  $3x$  (B)  $-6x^4$   
 (C)  $3$  (D)  $-5$

3) Which of the following is a factor of  $x^3 - x^2 - 10x - 8$  1 Mark

- (A)  $(x-1)$  (B)  $(x-2)$  (C)  $(x+4)$  (D)  $(x+1)$

**Section 2** Show all working

4) Find the value of  $k$  if  $2x^3 + 6x^2 - 3x + k$  is divided by  $(x-1)$  and the remainder is 6. 1 Mark

5) If  $P(x) = x^2 - 16$ , solve  $P(x) = 0$  1 Mark

6) Given  $P(x) = 2x^4 - 17x^2 - 3$  and  $Q(x) = x^2 + 4x + 3$   
 Find  $P(x) \div Q(x)$  and write your answer in the form  $P(x) = A(x)Q(x) + R(x)$  2 Marks

7) Sketch the following showing all the intercepts.

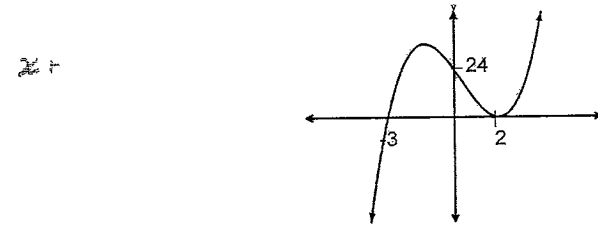
(i)  $y = x(x-3)(x+3)$  2 Marks

(ii)  $y = (x-2)^2(x+1)^3$  2 Marks

8) Solve  $x^3 + 2x^2 - 13x + 10 = 0$  4 Marks

**Section 3** Show all working

9) Find the equation of this polynomial  $P(x)$  of degree 3. Leave your answer in factorised form.



2 Marks

10) A polynomial is given by  $P(x) = x^3 + ax^2 + bx - 18$ . Find  $a$  and  $b$  if  $(x+2)$  is a factor and  $-24$  is the remainder when divided by  $(x-1)$  2 Marks

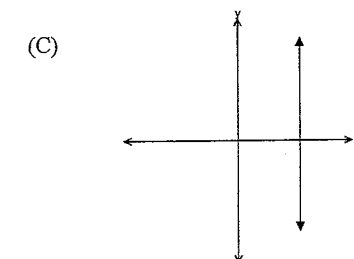
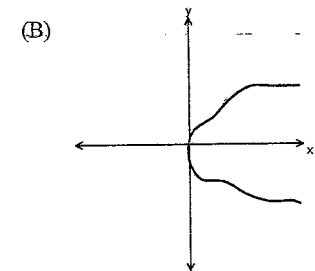
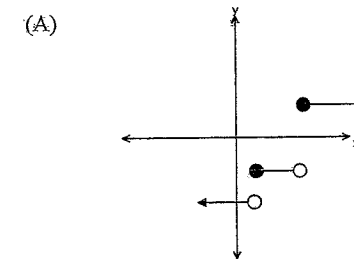
**Outcome 6** **Functions and Logarithms**

**(20 Marks)**

\*\*\*START A NEW PAGE\*\*\*

**Section 1** Select the correct alternative A, B, C or D

1) Which of the following are functions? 1 Mark



(D)

|        |   |   |   |   |
|--------|---|---|---|---|
| $x$    | 2 | 3 | 4 | 1 |
| $f(x)$ | 5 | 7 | 9 | 5 |

2) Given  $16 = 4^2$ , which of the following are true? 1 Mark

(A)  $\log_4 16 = 2$

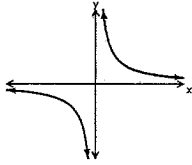
(B)  $\log_2 4 = 16$

(C)  $\log_{16} 2 = 4$

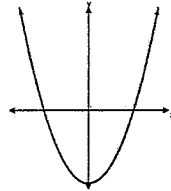
(D)  $\log_{16} 4 = 2$

3) Which of the following graphs represent functions whose inverse is a function 1 Mark

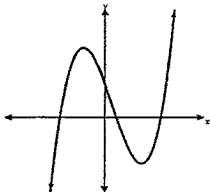
(A)



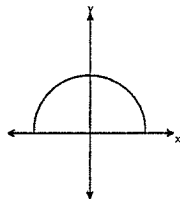
(B)



(C)



(D)



### Section 2 Show all working

4) Given  $f(x) = \frac{x+1}{x-1}$

(i) Evaluate  $f\left(\frac{1}{2}\right)$  1 Mark

(ii) Solve  $f(x) = \frac{1}{2}$  1 Mark

5) Evaluate  $27^x = \frac{1}{9}$  1 Mark

6) Simplify (i)  $\frac{\log_a 16}{\log_a 2}$  1 Mark

(ii)  $5\log_8 2 + \frac{1}{2}\log_8 4$  2 Marks

7) Given  $\log 2 = 0.3010$  and  $\log 3 = 0.4771$

Evaluate (i)  $\log_{10} 6$  1 Mark

(ii)  $\log 1.5$  1 Mark

(iii)  $\log 24$  2 Marks

8) Solve (i)  $2^{x-3} = 47$  2 Marks

(ii)  $\log_x \frac{1}{4} = 2$  1 Mark

### Section 3 Show all working

9) Solve  $\log x + \log(x-2) = 3 \log 2$  3 Marks

**END OF TEST**

SOLUTIONS [Y-10 Newington 2006]

OUTCOME 1 - Section 1 -

1) (A) 2) B 3) A 4) A

- Section 2 -

2)  $\frac{\sin \theta}{10} = \frac{\sin 34}{7} \Rightarrow \theta = \underline{53.1^\circ}$

6) Area =  $2 \times \left[ \frac{1}{2} ab \sin C \right] = 8 \times 8 \sin 110^\circ = \underline{60.1}$

7) i) Pythagoras  $5^2 + 12^2 = BD^2 \Rightarrow BD = 13$

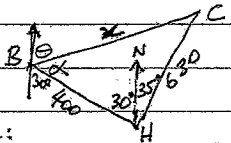
$\therefore$  Kate walks  $13 + 8 = 21$  metres

ii) using Cosine Rule!

$BF^2 = 8^2 + 13^2 - 2 \times 8 \times 13 \times \cos 120^\circ$

$BF = 18.36 \text{ m} \Rightarrow \underline{2.64 \text{ metres further}}$

iii)  $\frac{\sin \theta}{8} = \frac{\sin 120^\circ}{18.36} \Rightarrow \theta = \underline{22.10^\circ}$



8) i)  $\rightarrow$

ii)

Use cosine rule:

$x^2 = 400^2 + 630^2 - 2 \times 400 \times 630 \times \cos 65^\circ$

$x = 586.43 \approx \underline{586 \text{ metres}}$

iii) Find  $\theta$  (see diagram)

First find  $\alpha$  (LCBH)

$\frac{\sin \alpha}{630} = \frac{\sin 65}{586.43} \Rightarrow \alpha = 76.49^\circ \approx 77^\circ$

$\therefore$  bearing is  $150 - 77 = \underline{073^\circ}$

OUTCOME 2 - Section 1 -

1) C 2) A 3) C

- Section 2 -

4) i)  $\frac{1}{4}$  ii)  $\frac{13+3}{52} = \frac{4}{13}$

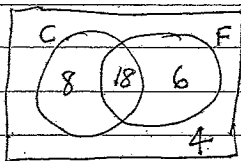
5) i) 356, 365, 536, 563, 635, 653

ii)  $\frac{7}{6} = \frac{1}{3}$

6) i)  $\frac{4}{36} = \frac{1}{9}$  ii)  $\frac{30}{36} = \frac{5}{6}$

- Section 3 -

7)  $P = \frac{4}{36} = \frac{1}{9}$




OUTCOME 3 - Section 1 -

1) B 2) C 3) C

- Section 2 -

4)



5)  $\sigma_n \approx \underline{5.6}$

6) I.Q.R. =  $11 - 3\frac{1}{2} = \underline{7.5}$

- Section 3 -

7) i) Maths was  $\frac{20}{9} \approx 2.2$   $\sigma$  below  $\bar{x}$

English was  $\frac{10}{13} \approx 0.8$   $\sigma$  below  $\bar{x}$

No English was not as BAD as maths

ii) both would become smaller.

OUTCOME 4 - Section 1 -

1) B 2) C 3) C

- Section 2 -

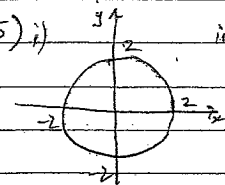
4) i) (0, 10) ii) (3, 0) + (4, 0)

iii)  $x = 3.5$  iv)  $V = (3.5, -2.25)$

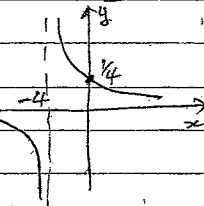
v)  $y_{\min} = -2\frac{1}{4}$  vi) Check,

Outcome 4 - Section 2 - con 4

5) i)

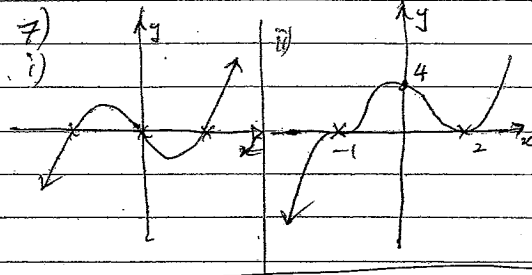


ii)



7)

i)



6) i) Moves DOWN 1

ii) Moves RIGHT 1

- Section 3 -

7)  $y = k(x+5)(x-1) \leftarrow \text{sub}(0, -2)$

$-2 = k(5)(-1) \rightarrow k = \frac{2}{5}$

$\therefore$  Equi  $y = \frac{2}{5}(x+5)(x-1)$

8)  $x^2 + y^2 = 28$  C = (0, 0) R =  $4\sqrt{7}$

OUTCOME 5 - Section 1 -

1) A 2) B 3) D

- Section 2 -

4)  $P(1) = 6 \Rightarrow k = 1$

5)  $\Rightarrow x^2 - 16 = 0 \Rightarrow x = \pm 4$

6)  $\frac{2x^2 - 8x + 9}{x^2 + 4x + 3} \left) \frac{2x^2 + 0x^2 + 17x^2 + 0x - 3}{\text{Remainder } 60x - 30}$

$\therefore P(x) = (x^2 + 4x + 3)(2x - 8x + 9) + 12x - 30$

8) i) 8.5546 ii)  $x = \frac{1}{2}$

9)  $\log_2(6^2 - 2x) = \log_8$   
 $x^2 - 2x - 8 = 0$   $x = 4$  or  $-2$

8)  $P(1) = 0 \Rightarrow (x-1)$  is a factor

$\frac{x^2 + 3x - 10}{x-1} \left) \frac{x^2 + 2x^2 - 13x + 10}{x^2 + 2x^2 - 13x + 10}$

$\therefore P(x) = (x-1)(x+5)(x-2)$

9)  $y = k(x+3)(x-2)^2 \leftarrow \text{sub}(0, 24)$   
 $24 = k(3)(2)^2 \rightarrow k = 2$

$\therefore P(x) = 2(x+3)(x-2)^2$

10)  $P(x) = x^3 + ax^2 + bx - 18$

$P(-2) = -8 + 4a - 2b - 18 = 0$  (\*)

$P(1) = 1 + a + b - 18 = -24$  (\*\*)

$\Rightarrow \begin{cases} 4a - 2b = 26 \\ a + b = -7 \end{cases} \Rightarrow \begin{cases} 4a - 2b = 26 \\ 2a + 2b = -14 \end{cases}$

$\Rightarrow a = 2$   $b = -9$

OUTCOME 6 - Section 1 -

1) A and D 2) A 3) A

- Section 2 -

4) i) -3 ii) -3

5)  $3^{3x} = 3^{-2} \rightarrow x = -\frac{2}{3}$

6) i)  $\log_2 16 = 4$  ii)  $\log_8 (2^5 \times \sqrt{4}) = 2$

7) i) 0.1281 ii) 0.1761 iii) 1.3801