

St Catherine's School Waverley

Year: 10

Pathway: A/B/C

Time Allowed: 55 minutes

Date: August 21st 2008

Name: _____

Teacher: _____

Directions to students:

- All questions are to be attempted.
- Not all questions are of equal value.
- All necessary working must be shown in every question.
- Full marks may not be awarded for careless or badly arranged work.
- Answer questions in the space provided.
- Approved calculators may be used.

TEACHER'S USE ONLY	
Total Marks	
Section 1	/
Section 2	
TOTAL	

Section 1 Equations and Formulae

1. Solve the following:

a) $12 + 5p = 2p - 9$

2

b) $8 - 2(x - 4) = 4x + 9$

2

c) $\frac{5x+3}{7} > \frac{1-2x}{3}$

3

d) $\frac{2a+1}{3} - \frac{a+4}{2} = 6$

3

2. Make y the subject in $mx + ay = b$

2

3. Given $C = a^2 - 4$ find:

a) the value of C when $a = 7.8$

1

b) the value of a when $C = 10.5161$

2

4. The length of a rectangle is three more than three times its width.
The perimeter of the rectangle is 54cm.
Form an equation and solve it to find the dimensions of the rectangle.

3

6. Solve the following:

a) $2x + y = 7 \dots \textcircled{1}$
 $x - y = 2 \dots \textcircled{2}$

2

b) $y = 2x + 3$ and $x + y = 12$

2

c) $3a - b = 11$
 $2a - 3b = 12$

3

d) At the Paris cinema it costs \$105 for 5 adults and 4 children while it costs \$90 for 3 adults and 6 children.
Form equations and solve to find the cost of a child's ticket

3

5.

Solve by factorising:

a) $x^2 + 6x = 0$

2

b) $2x^2 - 7x + 3 = 0$

2

c) Solve using the formula:

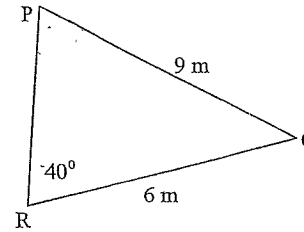
3

$2x^2 + x - 4 = 0$ (leave answers as surds)

Section 2 Trigonometry

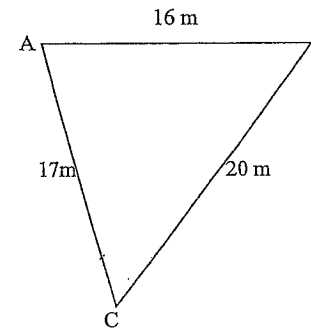
1. Find the size of angle P to nearest degree

3

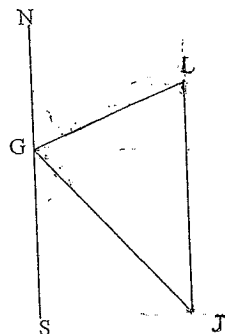


2. Find the size of angle C to the nearest minute

3



3.



Georgia is standing on the beach looking out to sea. She sees Les at a lighthouse L on a bearing of 045 T and Jim on a jet ski J at a bearing of 125 T.

The jet ski is due south of the lighthouse.

a) Show that $\angle LGJ = 80^\circ$ and $\angle GLJ = 45^\circ$

2

b) Georgia knows she is 3 km from the lighthouse. How far is she from the jet ski? (answer in km to 1 decimal place)

3

Not to Scale

4.

Samantha stands at the viewing platform of Centrepoint Tower 295 m above the ground. She sees Gwen who is at ground level. Sam finds the angle of depression of Gwen to be $19^\circ 40'$.

a) Draw a diagram showing this information

1

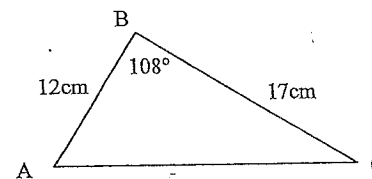
b) Calculate the distance from Gwen's feet to the base of the tower. (answer to the nearest metre)


3

5. For the figure below find a) the length AC to the nearest mm
b) the area of $\triangle ABC$ to nearest cm^2

3

3





St Catherine's School Waverley

Year: 10
 Pathway: A/B/C
 Time Allowed: 55 minutes
 Date: August 21st 2008

Name: _____

SOLUTIONS

Teacher: _____

MASTER COPY

Directions to students:

- All questions are to be attempted.
- Not all questions are of equal value.
- All necessary working must be shown in every question.
- Full marks may not be awarded for careless or badly arranged work.
- Answer questions in the space provided.
- Approved calculators may be used.

TEACHER'S USE ONLY	
Total Marks	
Section 1	1
Section 2	
TOTAL	

$\frac{11}{21} >$

Section 1 Equations and Formulae

1. Solve the following:

a) $12 + 5p = 2p - 9$ 2

$$\begin{aligned} 5p - 2p &= -9 - 12 \\ 3p &= -21 \\ p &= -7 \end{aligned}$$

b) $8 - 2(x - 4) = 4x + 9$ 2

$$\begin{aligned} 8 - 2x + 8 &= 4x + 9 \\ -2x + 16 &= 4x + 9 \\ -2x - 4x &= 9 - 16 \\ -6x &= -7 \\ x &= \frac{7}{6} \\ &= 1\frac{1}{6} \end{aligned}$$

c) $\frac{5x+3}{7} > \frac{1-2x}{3}$ 3

$$\begin{aligned} 3(5x+3) &> 7(1-2x) \\ 15x+9 &> 7-14x \\ 15x+14x &> 7-9 \\ 29x &> -2 \\ x &> \frac{-2}{29} \end{aligned}$$

d) $\frac{2a+1}{3} - \frac{a+4}{2} = 6$ 3

$$\begin{aligned} 2(2a+1) - 3(a+4) &= 36 \\ 4a+2 - 3a-12 &= 36 \\ a-10 &= 36 \\ a &= 46 \end{aligned}$$

$\frac{10}{10}$

Handwritten scribbles and calculations.

2. Make y the subject in $mx + ay = b$

$$\begin{aligned} ay &= b - mx \\ y &= \frac{b - mx}{a} \end{aligned}$$

2

3. Given $C = a^2 - 4$ find:

a) the value of C when $a = 7.8$

1

$$\begin{aligned} C &= 7.8^2 - 4 \\ &= 60.84 - 4 \\ &= 56.84 \end{aligned}$$

b) the value of a when $C = 10.5161$

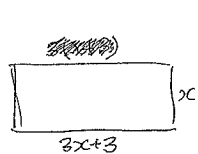
2

$$\begin{aligned} a^2 - 4 &= 10.5161 \\ a^2 &= 14.5161 \\ a &= \pm \sqrt{14.5161} \\ &= \pm 3.81 \end{aligned}$$

4. The length of a rectangle is three more than three times its width. The perimeter of the rectangle is 54 cm.

3

Form an equation and solve it to find the dimensions of the rectangle.



$$\begin{aligned} 2(3x+3) + 2x &= 54 & 2(3x+3) + 2x &= 54 \\ 6x+6+2x &= 54 & 6x+6+2x &= 54 \\ 8x &= 54-6 & 8x &= 54-6 \\ 8x &= 48 & 8x &= 48 \end{aligned}$$

$x = 6$
 \therefore the length is 21 cm
 the width is 6 cm

$$\frac{10}{1.0}$$

5. Solve by factorising:

a) $x^2 + 6x = 0$

2

$$x(x+6) = 0$$

$$\therefore x = 0 \text{ or } x = -6$$

b) $2x^2 - 7x + 3 = 0$

2

$$2x^2 - 6x - x + 3 = 0$$

$$2x(x-3) - (x-3) = 0$$

$$(x-3)(2x-1) = 0$$

$$\therefore x = 3 \text{ or } 2x - 1 = 0$$

$$2x = 1$$

$$x = \frac{1}{2}$$

c) Solve using the formula: $x = \frac{-b \pm \sqrt{b^2 - 4ac}}{2a}$

3

$$2x^2 + x - 4 = 0 \text{ (leave answers as surds)}$$

$$x = \frac{-1 \pm \sqrt{(-1)^2 - 4(2)(-4)}}{2(2)}$$

$$= \frac{-1 \pm \sqrt{1 - (-32)}}{4}$$

$$= \frac{-1 \pm \sqrt{33}}{4}$$

6. Solve the following:

a) $2x + y = 7 \dots ①$
 $x - y = 2 \dots ②$
 $x = 2 + y \dots ③$

Substitute ③ into ①	Substitute $y = 1$ into ①
$2(2+y) + y = 7$	$2x + 1 = 7$
$4 + 2y + y = 7$	$2x = 6$
$3y = 3 \rightarrow y = 1$	$x = 3$
	$\therefore x = 3 \text{ and } y = 1$

b) $y = 2x + 3$ and $x + y = 12$

$y = 2x + 3 \dots ①$
 $x + y = 12 \dots ②$

Substitute ① into ②	Substitute $x = 3$ into ②
$x + 2x + 3 = 12$	$3 + y = 12$
$3x + 3 = 12$	$y = 9$
$3x = 9$	
$x = 3$	$\therefore x = 3, y = 9$

c) $3a - b = 11 \dots ①$
 $2a - 3b = 12 \dots ②$

$9a - 3b = 33 \dots ③$
 $2a - 3b = 12 \dots ④$

$① - ②$	
$7a = 21$	$-b = 11 - 9$
$a = 3$	$-b = 2$
$3 \times 3 - b = 11$	$b = -2$
$9 - b = 11$	$\therefore a = 3, b = -2$

d) At the Paris cinema it costs \$105 for 5 adults and 4 children while it costs \$90 for 3 adults and 6 children.

Form equations and solve to find the cost of a child's ticket

$5a + 4c = 105 \dots ①$
 $3a + 6c = 90 \dots ②$

Substitute $c = 7.5$ into ①

$3a + 6c = 90$	$3a + 6 \times 7.5 = 90$
$3a = 90 - 6c$	$3a + 45 = 90$
$a = \frac{90 - 6c}{3} \dots ③$	$3a = 45$
Substitute ③ into ①	$a = 15$

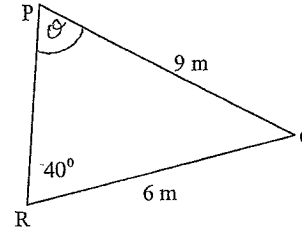
$5\left(\frac{90 - 6c}{3}\right) + 4c = 105$
 $5(90 - 6c) + 4c = 105$
 $5(90 - 6c) + 12c = 315$
 $450 - 30c + 12c = 315$
 $-18c = 315 - 450$
 $-18c = -135$
 $1c = \frac{135}{18}$
 $c = 7.5$

\therefore adult tickets cost \$15
~~child~~ child ticket costs \$7.50 each

Section 2 Trigonometry

1. Find the size of angle P to nearest degree

3



$$\frac{\sin \theta}{6} = \frac{\sin 40^\circ}{9}$$

$$\sin \theta = \frac{6 \sin 40^\circ}{9}$$

$$= 0.428525 \dots$$

$$\theta = \sin^{-1}(0.428525)$$

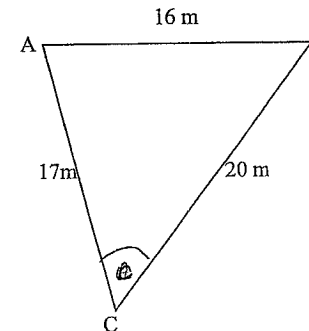
$$= 25^\circ \text{ (nearest degree)}$$

2. Find the size of angle C to the nearest minute

3

$$c^2 = a^2 + b^2 - 2ab \cos C$$

$$\frac{a^2 + b^2 - c^2}{2ab}$$



$$\cos C = \frac{a^2 + b^2 - c^2}{2ab}$$

$$= \frac{20^2 + 17^2 - 16^2}{2 \times 20 \times 17}$$

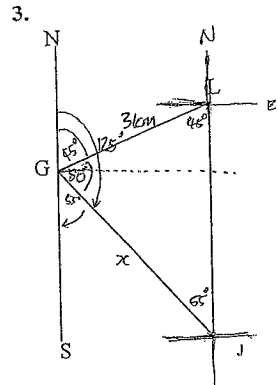
$$= \frac{433}{680}$$

$$C = \cos^{-1}\left(\frac{433}{680}\right)$$

$$= 50.46900 \dots$$

$$= 50^\circ 27' \text{ (nearest minute)}$$

$$\frac{6}{6}$$



Not to Scale

Georgia is standing on the beach looking out to sea. She sees Les at a lighthouse L on a bearing of 045° T and Jim on a jet ski J at a bearing of 125° T. The jet ski is due south of the lighthouse.

a) Show that $\angle LGJ = 80^\circ$ and 2

$$\begin{aligned} \angle GLJ &= 45^\circ \text{ since } \angle NAL = 45^\circ \text{ (given)} \\ \therefore \angle GLJ &= 45^\circ \text{ (alt. } \angle\text{s, } NS \parallel LJ) \\ \therefore \angle LGJ &= \angle NGJ - \angle NGL \\ &= 125^\circ - 45^\circ \text{ (given)} \\ &= 80^\circ \end{aligned}$$

b) Georgia knows she is 3 km from the lighthouse. How far is she from the jet ski? (answer in km to 1 decimal place) 3

$$\frac{x}{\sin 45^\circ} = \frac{3}{\sin 55^\circ}$$

$$x = \frac{3 \sin 45^\circ}{\sin 55^\circ}$$

$$= 2.5596 \dots$$

$$= 2.6 \text{ km (1 d.p.)}$$

4. Samantha stands at the viewing platform of Centrepoint Tower 295 m above the ground. She sees Gwen who is at ground level. Sam finds the angle of depression of Gwen to be $19^\circ 40'$.

a) Draw a diagram showing this information

b) Calculate the distance from Gwen's feet to the base of the tower. (answer to the nearest metre) 1

3

$$b) \tan 19^\circ 40' = \frac{295}{x}$$

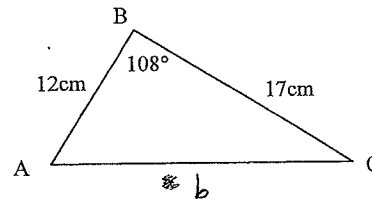
$$x = \frac{295}{\tan 19^\circ 40'}$$

$$= 825.4158 \dots$$

$$= 825 \text{ m (nearest metre)}$$

\therefore Gwen is standing 825 m (nearest metre) away from the base of the tower.

5. For the figure below find a) the length AC to the nearest mm 3
b) the area of ΔABC to nearest cm^2 3



$$a) b^2 = 12^2 + 17^2 - 2 \times 12 \times 17 \times \cos 108^\circ$$

$$= 559.0789337 \dots$$

$$b = 23.6485 \dots$$

\therefore Length of AC = 236 mm (nearest mm)

$$b) \text{Area} = \frac{1}{2} ab \sin C$$

$$= \frac{1}{2} \times 12 \times 17 \times \sin 108^\circ$$

$$= 102 \times \sin 108^\circ$$

$$= 97.00776 \dots$$

$$= 97 \text{ cm}^2 \text{ (nearest cm}^2\text{)}$$

