

The logo consists of a black square with a white border. Inside the square, the text "H₂O" is written in a large, white, serif font, with the "2" as a subscript. Below "H₂O", the word "DESIGN" is written in a smaller, white, serif font.

H₂O
DESIGN

A horizontal bar with a green segment on the left and a red segment on the right, separated by a thin white line.

ACCADUEO DESIGN

100% Made in Italy

ACCADUEO DESIGN

We have always been designing and producing in Italy with passion, guaranteeing an additional value in terms of design and quality, maintaining and preserving the value of Made in Italy in the world



OUR EXPERIENCE

After more than forty years of activity we still have the same passion which allows us to offer to our customers always the best in studying and creating our projects.

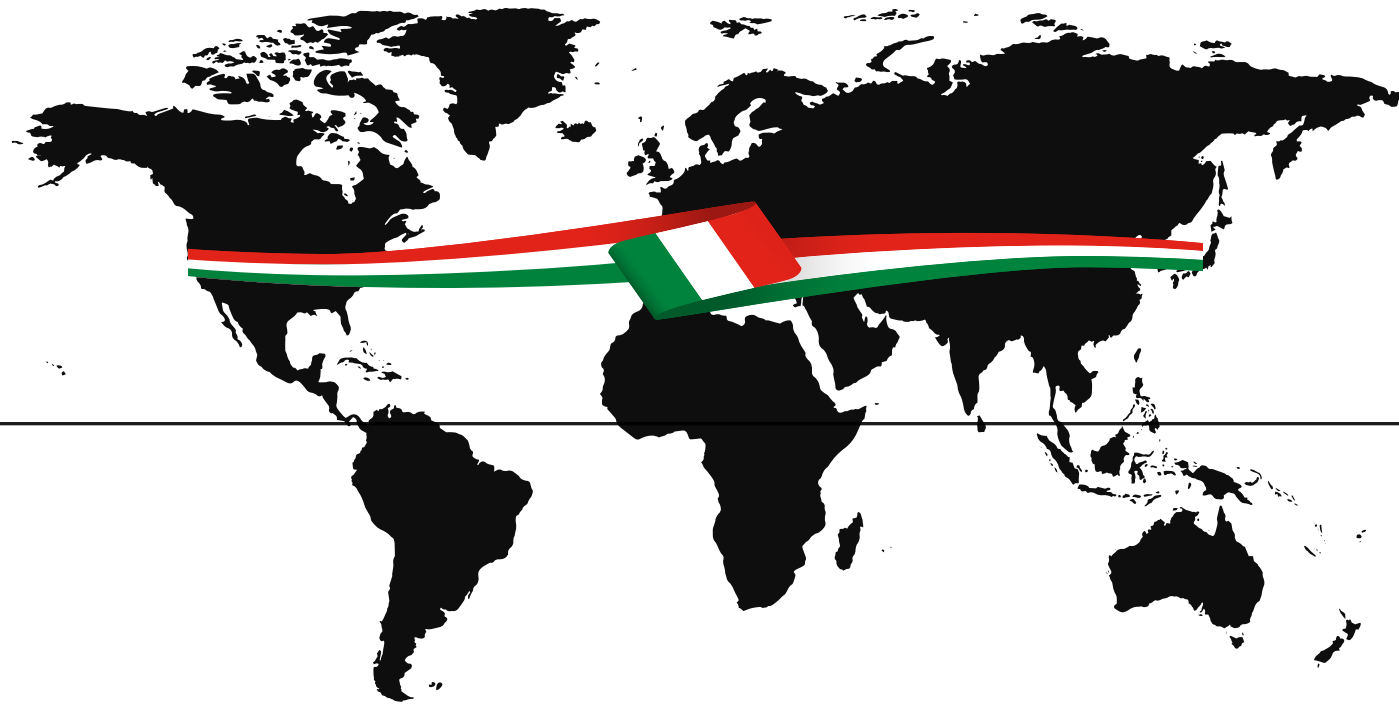
TO MOVE WITH THE TIMES

The constant research, the continue technological innovation, together with a competitive price on the market, are the necessary ingredients to offer a high quality product.

ALL OVER THE WORLD

The completeness of our proposal is due to the constant research, update and expansion in our models range which are designed for the most diverse spaces and furnishing styles.






H₂O
DESIGN

NIGHT COLLECTION



Bella

34-43




Christine

8-13



Dea

20-23



Denise

54-57



Divina

24-29




Greta

30-33




San Marino

48-53



Serena

44-47



Sole

14-19


INDEX

DAY COLLECTION



Alexa

76-81




Athen

82-91




Aurora

92-115



Christine

60-67




Desiree

68-75



NIGHT COLLECTION





CHRISTINE











SOLE











DEA







DIVINA














GRETA









BELLA



















SERENA









SAN MARINO













DENISE









DAY COLLECTION





CHRISTINE















DESIREE















ALEXA











ATHEN






















AURORA















































| Christine | Article pag. 8-13 | Dimensions (cm) | | | Volume m ³ | Weight kg | Cartons nr. |
|--|--|-----------------|-----|-----|-----------------------|-----------|-------------|
| | | W. | D. | H. | | | |
| | Bedroom | | | | | | |
| | Bed 160/QUEEN - mattress size cm 160x200 | 168 | 210 | 123 | 0,260 | 73 | 2 |
| | Bed 180/KING - mattress size cm 180x200 | 188 | 210 | 123 | 0,290 | 82 | 2 |
| | Night table | 62 | 41 | 52 | 0,170 | 23 | 1 |
| | 5 Drawers Chest | 80 | 49 | 128 | 0,570 | 60 | 1 |
| | 3 Drawers Dresser | 125 | 47 | 82 | 0,550 | 57 | 1 |
| | 6 Drawers Dresser | 156 | 47 | 82 | 0,809 | 98 | 1 |
| | Mirror | 85 | 2 | 100 | 0,053 | 18 | 2 |
| | Wardrobe | | | | | | |
| | 4 Doors wardrobe with 2 central mirrors | 190 | 57 | 222 | 0,290 | 178 | 7 |
| | 6 Doors wardrobe with 2 central mirrors | 283 | 57 | 222 | 0,438 | 246 | 10 |
| | Additional shelf | | | | 0,011 | 4 | 1 |
| | Interior divider unit for wardrobe | | | | 0,065 | 29 | 1 |
| | Interior chest of drawers for wardrobe | | | | 0,220 | 44 | 1 |
| Available Colors: AMBROSIANA high gloss | | | | | | | |

| Sole | Article pag. 14-19 | Dimensions (cm) | | | Volume m ³ | Weight kg | Cartons nr. |
|--|--|-----------------|-----|-----|-----------------------|-----------|-------------|
| | | W. | D. | H. | | | |
| | Bedroom | | | | | | |
| | Bed 160/QUEEN - mattress size cm 160x200 | 168 | 210 | 123 | 0,230 | 73 | 2 |
| | Bed 180/KING - mattress size cm 180x200 | 188 | 210 | 123 | 0,260 | 82 | 2 |
| | Night table | 62 | 41 | 57 | 0,180 | 23 | 1 |
| | 5 Drawers Chest | 80 | 49 | 132 | 0,570 | 65 | 1 |
| | 3 Drawers Dresser | 125 | 47 | 82 | 0,550 | 58 | 1 |
| | 6 Drawers Dresser | 156 | 47 | 82 | 0,790 | 79 | 1 |
| | Mirror | 115 | 2 | 80 | 0,053 | 18 | 2 |
| | Wardrobe | | | | | | |
| | 4 Doors wardrobe with 2 central mirrors | 190 | 57 | 222 | 0,290 | 178 | 7 |
| | 6 Doors wardrobe with 2 central mirrors | 283 | 57 | 222 | 0,438 | 246 | 10 |
| | Additional shelf | | | | 0,011 | 4 | 1 |
| | Interior divider unit for wardrobe | | | | 0,065 | 29 | 1 |
| | Interior chest of drawers for wardrobe | | | | 0,220 | 44 | 1 |
| Available Colors: DOGALE high gloss | | | | | | | |

| Dea | Article pag. 20-23 | Dimensions (cm) | | | Volume m ³ | Weight kg | Cartons nr. |
|--|--|-----------------|-----|-----|-----------------------|-----------|-------------|
| | | W. | D. | H. | | | |
| | Bedroom | | | | | | |
| | Bed 160/QUEEN - mattress size cm 160x200 | 168 | 210 | 130 | 0,310 | 68 | 3 |
| | Bed 180/KING - mattress size cm 180x200 | 188 | 210 | 130 | 0,340 | 76 | 3 |
| | Night table | 60 | 41 | 52 | 0,130 | 17 | 1 |
| | 5 Drawers Chest | 78 | 47 | 122 | 0,485 | 60 | 1 |
| | 3 Drawers Dresser | 123 | 47 | 79 | 0,473 | 55 | 1 |
| | 6 Drawers Dresser | 155 | 47 | 79 | 0,780 | 76 | 1 |
| | Mirror | 85 | 2 | 100 | 0,053 | 18 | 2 |
| | Wardrobe | | | | | | |
| | 4 Doors wardrobe with 2 central mirrors | 190 | 57 | 222 | 0,290 | 178 | 7 |
| | 6 Doors wardrobe with 2 central mirrors | 283 | 57 | 222 | 0,438 | 246 | 9 |
| | Additional shelf | | | | 0,011 | 4 | 1 |
| | Interior divider unit for wardrobe | | | | 0,065 | 29 | 1 |
| | Interior chest of drawers for wardrobe | | | | 0,220 | 44 | 1 |
| Available Colors: CANYON OAK high gloss | | | | | | | |

| Divina | Article pag. 24-29 | Dimensions (cm) | | | Volume m ³ | Weight kg | Cartons nr. |
|--|--|-----------------|-----|-----|-----------------------|-----------|-------------|
| | | W. | D. | H. | | | |
| | Bedroom | | | | | | |
| | Bed 160/QUEEN - mattress size cm 160x200 | 168 | 210 | 140 | 0,310 | 68 | 4 |
| | Bed 180/KING - mattress size cm 180x200 | 201 | 210 | 140 | 0,358 | 79 | 4 |
| | Night table | 60 | 41 | 52 | 0,130 | 17 | 1 |
| | 5 Drawers Chest | 78 | 47 | 122 | 0,485 | 60 | 1 |
| | 3 Drawers Dresser | 123 | 47 | 79 | 0,473 | 55 | 1 |
| | 6 Drawers Dresser | 155 | 47 | 79 | 0,580 | 74 | 1 |
| | Mirror | 85 | 2 | 100 | 0,053 | 18 | 2 |
| | Wardrobe | | | | | | |
| | 4 Doors wardrobe with 2 central mirrors | 190 | 57 | 222 | 0,290 | 178 | 7 |
| | 6 Doors wardrobe with 2 central mirrors | 283 | 57 | 222 | 0,438 | 246 | 9 |
| | Additional shelf | | | | 0,011 | 4 | 1 |
| | Interior divider unit for wardrobe | | | | 0,065 | 29 | 1 |
| | Interior chest of drawers for wardrobe | | | | 0,220 | 44 | 1 |
| Available Colors: CANYON OAK high gloss | | | | | | | |

| Greta | Article pag. 30-33 | Dimensions (cm) | | | Volume m ³ | Weight kg | Cartons nr. |
|---|--|-----------------|-----|-----|-----------------------|-----------|-------------|
| | | W. | D. | H. | | | |
| | Bedroom | | | | | | |
| | Bed 160/QUEEN - mattress size cm 160x200 | 170 | 210 | 140 | 0,310 | 73 | 3 |
| | Bed 180/KING - mattress size cm 180x200 | 190 | 210 | 140 | 0,340 | 82 | 3 |
| | Night table | 60 | 41 | 52 | 0,150 | 22 | 1 |
| | 5 Drawers Chest | 84 | 47 | 128 | 0,570 | 66 | 1 |
| | 3 Drawers Dresser | 123 | 47 | 77 | 0,523 | 58 | 1 |
| | 6 Drawers Dresser | 168 | 47 | 77 | 0,788 | 82 | 1 |
| | Mirror | 100 | 2 | 85 | 0,053 | 18 | 2 |
| | Wardrobe | | | | | | |
| | 4 Doors wardrobe with 2 central mirrors | 192 | 57 | 223 | 0,300 | 185 | 7 |
| | 6 Doors wardrobe with 2 central mirrors | 285 | 57 | 223 | 0,450 | 255 | 10 |
| | Additional shelf | | | | 0,011 | 4 | 1 |
| | Interior divider unit for wardrobe | | | | 0,065 | 29 | 1 |
| | Interior chest of drawers for wardrobe | | | | 0,220 | 44 | 1 |
| Available Colors: WHITE high gloss | | | | | | | |

| Bella | Article pag. 34-43 | Dimensions (cm) | | | Volume m ³ | Weight kg | Cartons nr. |
|---|--|-----------------|-----|-----|-----------------------|-----------|-------------|
| | | W. | D. | H. | | | |
| | Bedroom | | | | | | |
| | Bed 160/QUEEN - mattress size cm 160x200 | 168 | 210 | 130 | 0,250 | 73 | 3 |
| | Bed 180/KING - mattress size cm 180x200 | 188 | 210 | 130 | 0,295 | 84 | 3 |
| | Night table | 62 | 41 | 52 | 0,160 | 23 | 1 |
| | 5 Drawers Chest | 80 | 49 | 123 | 0,540 | 60 | 1 |
| | 3 Drawers Dresser | 125 | 47 | 77 | 0,530 | 57 | 1 |
| | 6 Drawers Dresser | 156 | 47 | 77 | 0,790 | 75 | 1 |
| | Mirror | 100 | 2 | 85 | 0,053 | 18 | 2 |
| | Wardrobe | | | | | | |
| | 4 Doors wardrobe with 2 central mirrors | 192 | 57 | 223 | 0,300 | 185 | 7 |
| | 6 Doors wardrobe with 2 central mirrors | 285 | 57 | 223 | 0,450 | 255 | 10 |
| | Additional shelf | | | | 0,011 | 4 | 1 |
| | Interior divider unit for wardrobe | | | | 0,065 | 29 | 1 |
| | Interior chest of drawers for wardrobe | | | | 0,220 | 44 | 1 |
| Available Colors: WHITE high gloss / ROVERE MONTE high gloss | | | | | | | |

| Serena | Article pag. 44-47 | Dimensions (cm) | | | Volume m ³ | Weight kg | Cartons nr. |
|--|--|-----------------|-----|-----|-----------------------|-----------|-------------|
| | | W. | D. | H. | | | |
| | Bedroom | | | | | | |
| | Bed 160/QUEEN - mattress size cm 160x200 | 166 | 210 | 130 | 0,251 | 73 | 3 |
| | Bed 180/KING - mattress size cm 180x200 | 188 | 210 | 130 | 0,292 | 84 | 3 |
| | Night table | 60 | 41 | 52 | 0,150 | 22 | 1 |
| | 5 Drawers Chest | 84 | 47 | 128 | 0,570 | 66 | 1 |
| | 3 Drawers Dresser | 123 | 47 | 77 | 0,523 | 58 | 1 |
| | 6 Drawers Dresser | 168 | 47 | 77 | 0,788 | 82 | 1 |
| | Mirror | 85 | 2 | 100 | 0,053 | 18 | 2 |
| | Wardrobe | | | | | | |
| | 4 Doors wardrobe with 2 central mirrors | 190 | 57 | 222 | 0,290 | 178 | 7 |
| | 6 Doors wardrobe with 2 central mirrors | 283 | 57 | 222 | 0,438 | 246 | 9 |
| | Additional shelf | | | | 0,011 | 4 | 1 |
| | Interior divider unit for wardrobe | | | | 0,065 | 29 | 1 |
| | Interior chest of drawers for wardrobe | | | | 0,220 | 44 | 1 |
| Available Colors: LIGHT GREY high gloss | | | | | | | |

| San Marino | Article pag. 48-53 | Dimensions (cm) | | | Volume m ³ | Weight kg | Cartons nr. |
|---|--|-----------------|-----|-----|-----------------------|-----------|-------------|
| | | W. | D. | H. | | | |
| | Bedroom | | | | | | |
| | Bed 160/QUEEN - mattress size cm 160x200 | 166 | 207 | 130 | 0,251 | 73 | 3 |
| | Bed 180/KING - mattress size cm 180x200 | 188 | 207 | 130 | 0,292 | 84 | 3 |
| | Night table | 68 | 41 | 52 | 0,172 | 25 | 1 |
| | 5 Drawers Chest | 84 | 47 | 128 | 0,570 | 66 | 1 |
| | 3 Drawers Dresser | 123 | 47 | 77 | 0,523 | 58 | 1 |
| | 6 Drawers Dresser | 168 | 47 | 77 | 0,788 | 82 | 1 |
| | Mirror | 85 | 2 | 100 | 0,053 | 18 | 2 |
| | Wardrobe | | | | | | |
| | 4 Doors wardrobe with 2 central mirrors | 190 | 57 | 222 | 0,290 | 178 | 7 |
| | 6 Doors wardrobe with 2 central mirrors | 283 | 57 | 222 | 0,438 | 246 | 9 |
| | Additional shelf | | | | 0,011 | 4 | 1 |
| | Interior divider unit for wardrobe | | | | 0,065 | 29 | 1 |
| | Interior chest of drawers for wardrobe | | | | 0,220 | 44 | 1 |
| Available Colors: WHITE high gloss | | | | | | | |

| Denise | Article pag. 54-57 | Dimensions (cm) | | | Volume m ³ | Weight kg | Cartons nr. |
|---|---|-----------------|-----|-----|-----------------------|-----------|-------------|
| | | W. | D. | H. | | | |
| | Bedroom | | | | | | |
| | Bed 160/QUEEN - mattress size cm 160x200 | 166 | 207 | 115 | 0,160 | 62 | 3 |
| | Night table | 48 | 35 | 51 | 0,125 | 16 | 1 |
| | 3 Drawers Dresser | 100 | 41 | 76 | 0,400 | 41 | 1 |
| | Mirror | 100 | 2 | 85 | 0,053 | 18 | 2 |
| | Wardrobe | | | | | | |
| | 4 Doors wardrobe with 2 central mirrors | 190 | 57 | 222 | 0,281 | 172 | 7 |
| | 6 Doors wardrobe with 2 central mirrors | 283 | 57 | 222 | 0,438 | 232 | 9 |
| | Additional shelf | | | | 0,011 | 4 | 1 |
| | Interior divider unit for wardrobe | | | | 0,065 | 29 | 1 |
| | Interior chest of drawers for wardrobe | | | | 0,220 | 44 | 1 |
| Available Colors: WHITE high gloss / WHITE high gloss - OXIDE natural matt | | | | | | | |



| Christine | Article pag. 60-67 | Dimensions (cm) | | | Volume m ³ | Weight kg | Cartons nr. |
|--|--|-----------------|-----|-----|-----------------------|-----------|-------------|
| | | W. | D. | H. | | | |
| | Dining | | | | | | |
| | 4 Doors Sideboard | 180 | 44 | 83 | 0,220 | 81 | 5 |
| | Mirror | 140 | 2 | 80 | 0,065 | 23 | 1 |
| | Fix Table | 160 | 90 | 82 | 0,150 | 45 | 3 |
| | Extendable Table - (with one extension W.180 + 45cm) | 180 | 100 | 79 | 0,380 | 110 | 3 |
| | Additional Extension For Table | 45 | 100 | | 0,035 | 12 | 1 |
| | Chair | | | | 0,205 | 9 | 1x2pcs |
| | Living | | | | | | |
| | 1 Door Vetrine - tempered glass side-door (RHS - LHS) | 55 | 44 | 189 | 0,230 | 75 | 5 |
| | 2 Doors Vetrine - tempered glass side-door | 107 | 44 | 189 | 0,380 | 120 | 6 |
| | Tv Unit | 170 | 44 | 54 | 0,235 | 52 | 4 |
| | Coffee Table | 128 | 67 | 45 | 0,130 | 45 | 2 |
| | Lamp Table | 50 | 50 | 55 | 0,065 | 30 | 2 |
| Available Colors: AMBROSIANA high gloss | | | | | | | |


| Desiree | Article pag. 68-75 | Dimensions (cm) | | | Volume m ³ | Weight kg | Cartons nr. |
|---|--|-----------------|-----|-----|-----------------------|-----------|-------------|
| | | W. | D. | H. | | | |
| | Dining | | | | | | |
| | 4 Doors Sideboard - <i>tempered glass side-door</i> | 180 | 44 | 83 | 0,210 | 81 | 5 |
| | Mirror | 140 | 2 | 80 | 0,060 | 23 | 1 |
| | Extendable Table - <i>(with one extension W.180 + 45cm)</i> | 180 | 100 | 79 | 0,370 | 110 | 3 |
| | Additional Extension For Table | 40 | 100 | | 0,035 | 12 | 1 |
| | Chair | | | | 0,180 | 9 | 1x2pcs |
| | Living | | | | | | |
| | 1 Door Vitrine - <i>tempered glass side-door (RHS - LHS)</i> | 55 | 44 | 189 | 0,220 | 75 | 5 |
| | 2 Doors Vitrine - <i>tempered glass side-door</i> | 107 | 44 | 189 | 0,360 | 120 | 6 |
| | Tv Unit - <i>tempered glass side-door</i> | 170 | 44 | 54 | 0,225 | 52 | 4 |
| | Coffee Table | 128 | 67 | 45 | 0,110 | 45 | 2 |
| | Lamp Table | 50 | 50 | 55 | 0,065 | 30 | 2 |
| Available Colors: BRONZE-GOLD high gloss | | | | | | | |

| Alexa | Article pag. 76-81 | Dimensions (cm) | | | Volume m ³ | Weight kg | Cartons nr. |
|--|--|-----------------|-----|-----|-----------------------|-----------|-------------|
| | | W. | D. | H. | | | |
| | Dining | | | | | | |
| | 4 Doors Sideboard - <i>tempered glass side-door</i> | 186 | 49 | 83 | 0,220 | 74 | 4 |
| | Mirror | 140 | 2 | 80 | 0,050 | 23 | 1 |
| | Fix Table | 160 | 90 | 81 | 0,150 | 40 | 3 |
| | Extendable Table - <i>(with one extension W.180 + 45cm)</i> | 180 | 100 | 79 | 0,326 | 99 | 3 |
| | Additional Extension For Table | 45 | 100 | | 0,030 | 10 | 1 |
| | Chair | | | | 0,180 | 9 | 1x2pcs |
| | Chair art.03 | | | | 0,200 | 9 | 1x2pcs |
| | Living | | | | | | |
| | 1 Door Vitrine - <i>tempered glass side-door (RHS - LHS)</i> | 60 | 49 | 189 | 0,178 | 62 | 5 |
| | 2 Doors Vitrine - <i>tempered glass side-door</i> | 111 | 49 | 189 | 0,235 | 108 | 6 |
| | Tv Unit | 165 | 49 | 65 | 0,170 | 46 | 4 |
| | Coffee Table | 128 | 67 | 45 | 0,124 | 41 | 3 |
| | Lamp Table | 50 | 50 | 55 | 0,050 | 20 | 1 |
| | Console | 110 | 40 | 75 | 0,120 | 40 | 2 |
| | Mirror | 100 | 2 | 85 | 0,033 | 18 | 2 |
| Available Colors: LIGHT GREY high gloss | | | | | | | |

| Athen | Article pag. 82-91 | Dimensions (cm) | | | Volume m ³ | Weight kg | Cartons nr. |
|---|--|-----------------|-----|-----|-----------------------|-----------|-------------|
| | | W. | D. | H. | | | |
| | Dining | | | | | | |
| | 4 Doors Sideboard | 180 | 44 | 83 | 0,212 | 83 | 4 |
| | Mirror | 140 | 2 | 80 | 0,050 | 23 | 1 |
| | Fix Table | 160 | 90 | 82 | 0,150 | 40 | 3 |
| | Extendable Table - (with one extension W.180 + 45cm) | 180 | 100 | 79 | 0,326 | 99 | 3 |
| | Additional Extension For Table | 45 | 100 | | 0,030 | 10 | 1 |
| | Chair | | | | 0,180 | 9 | 1x2pcs |
| | Chair art.03 | | | | 0,200 | 9 | 1x2pcs |
| | Living | | | | | | |
| | 1 Door Vitrine - tempered glass side-door | 55 | 44 | 187 | 0,142 | 62 | 4 |
| | 2 Doors Vitrine - tempered glass side-door | 106 | 44 | 187 | 0,239 | 108 | 5 |
| | Tv Unit | 160 | 44 | 50 | 0,170 | 46 | 4 |
| | Coffee Table | 128 | 67 | 45 | 0,124 | 41 | 3 |
| | | | | | | | |
| Available Colors: WHITE high gloss / ROVERE MONTE high gloss | | | | | | | |

| Aurora | Article pag. 92-113 | Dimensions (cm) | | | Volume m ³ | Weight kg | Cartons nr. |
|--|--|-----------------|-----|-----|-----------------------|-----------|-------------|
| | | W. | D. | H. | | | |
| | Dining | | | | | | |
| | Buffet | 168 | 52 | 83 | 0,933 | 65 | 1 |
| | Mirror for Buffet | 166 | 12 | 125 | 0,266 | 38 | 1 |
| | 2 Doors Sideboard | 95 | 50 | 79 | 0,440 | 50 | 1 |
| | Round Extendable Table - (With One Extension D.115 + 45Cm) | 115 | 115 | 75 | 0,506 | 56 | 2 |
| | Rectangular Extendable Table - (With One Extension W.185 + 45Cm) | 185 | 104 | 75 | 0,400 | 110 | 4 |
| | Corner Unit | 67 | 67 | 198 | 0,754 | 58 | 1 |
| | Living | | | | | | |
| | 1 Door Vitrine - (RHS - LHS) | 79 | 43 | 198 | 0,527 | 75 | 1 |
| | 2 Doors Vitrine | 105 | 55 | 205 | 0,880 | 110 | 2 |
| | Low Sideboard (TV unit) | 172 | 54 | 58 | 0,650 | 65 | 1 |
| | Tv Unit | 95 | 50 | 79 | 0,440 | 48 | 1 |
| | Coffee Table | 130 | 70 | 47 | 0,190 | 25 | 2 |
| | Lamp Table | 70 | 55 | 58 | 0,111 | 25 | 2 |
| Available Colors: WHITE BIRCH - SILVER / BLACK - GOLD / BEIGE BIRCH - GOLD high gloss | | | | | | | |

| Aurora | Article pag. 94-98 / 100-104 / 108-112 | Dimensions (cm) | | | Volume m ³ | Weight kg | Cartons nr. |
|--|--|-----------------|----|----|-----------------------|-----------|-------------|
| | | W. | D. | H. | | | |
|  | Dining Chairs Version: WHITE BIRCH | | | | | | |
| | Brigitte Side Chair - with Crystals | | | | 0,161 | 8 | 1x2pcs |
| | Brigitte Armchairs Chair - with Crystals | | | | 0,250 | 9 | 1x2pcs |
| | Side Chair Art. 03 - Grey Eco-Leather | | | | 0,200 | 8 | 1x2pcs |
| | Side Chair Art. 03 - Lux Flower Velvet | | | | 0,200 | 9 | 1x2pcs |
| | | | | | | | |
|  | Dining Chairs Version: BLACK - GOLD | | | | | | |
| | Brigitte Chair - Black Eco-Leather | | | | 0,161 | 8 | 1x2pcs |
| | Brigitte Armchairs Chair - Black Eco-Leather | | | | 0,250 | 9 | 1x2pcs |
| | Rossella Chair - Black Greca Fabric | | | | 0,175 | 10 | 1x2pcs |
| | Rossella Armchair - Black Greca fabric | | | | 0,238 | 11 | 1x2pcs |
| | Rossella Chair - Black Eco-Leather /Crystals or Medusa Fabric | | | | 0,175 | 10 | 1x2pcs |
| | Rossella Armchair Beige - Black Eco-Leather /Crystals or Medusa Fabric | | | | 0,238 | 11 | 1x2pcs |
|  | Dining Chairs Version: BEIGE BIRCH - GOLD | | | | | | |
| | Brigitte Chair - Beige Microfiber | | | | 0,161 | 8 | 1x2pcs |
| | Brigitte Armchairs Chair - Beige Microfiber | | | | 0,250 | 9 | 1x2pcs |
| | Rossella Chair - Beige Greca Fabric | | | | 0,175 | 10 | 1x2pcs |
| | Rossella Armchair - Beige Greca fabric | | | | 0,238 | 11 | 1x2pcs |
| | Rossella Chair - Beige Microfiber/Crystals or Medusa Fabric | | | | 0,175 | 10 | 1x2pcs |
| | Rossella Armchair Beige - Beige Microfiber/Crystals or Medusa Fabric | | | | 0,238 | 11 | 1x2pcs |
| Available Colors: WHITE BIRCH - SILVER / BLACK - GOLD / BEIGE BIRCH - GOLD high gloss | | | | | | | |

| Aurora | Article pag. 106-107 / 114-115 | Dimensions (cm) | | | Volume m ³ | Weight kg | Cartons nr. |
|---|--------------------------------|-----------------|-----|-----|-----------------------|-----------|-------------|
| | | W. | D. | H. | | | |
|  | Bar Unit | | | | | | |
| | Corner Bar Unit | 119 | 119 | 198 | 0,87 | 192 | 8 |
| | Stool | | | | 0,398 | 11 | 1 |
| | | | | | | | |
| | | | | | | | |
| | | | | | | | |
| Available Colors: BLACK - GOLD / BEIGE BIRCH - GOLD high gloss | | | | | | | |

The logo consists of a black square with a white border. Inside the square, the text "H₂O" is written in a large, white, serif font, with the "2" as a subscript. Below "H₂O", the word "DESIGN" is written in a smaller, white, serif font.

H₂O
DESIGN

A horizontal bar with a white background, divided into two colored segments: a green segment on the left and a red segment on the right.

ACCADUEO DESIGN

via Brodolini 69, 61025 Montelabbate (PU) ITALY +39 0721 90981
www.accadueodesign.it - info@accadueodesign.it