



FRG Tables & Benches



Dining table FRG

L / W / H, cm			
140x90x76	180x100x76	220x110x76	220x120x76
160x90x76	200x100x76	240x110x76	240x120x76
180x90x76	220x100x76	260x110x76	260x120x76
	240x100x76	280x110x76	280x120x76

* Only W50 cm extension leaves are available for tables shorter than 200 cm in length.



Extension leaf FRG

L / W, cm	
50x90	60x90
50x100	60x100
50x110	60x110
	60x120



Bench FRG

L / W / H, cm	
120x42x45	200x42x45
140x42x45	220x42x45
160x42x45	240x42x45
180x42x45	260x42x45
	280x42x45



Bench with a back FRG

L / W / H, cm	
120x50x45/83	220x50x45/83
140x50x45/83	240x50x45/83
160x50x45/83	260x50x45/83
180x50x45/83	280x50x45/83
	200x50x45/83

* Benches with F04 edge are 50 cm deep and are

Left sided bench below.
Also available as right sided.
*Upholstered version is also available.



Corner bench with a back FRG

- For 140 x 90 table
- For 160 x 90 table
- For 180 x 90 table
- For 200 x 100 table
- For 220 x 100 table
- For 220 x 110 table
- For 220 x 120 table



Upholstered back pad & seat



Coffee table FRG
with all the leg options

L / W / H, cm	
60x60x45	70x70x45
90x60x45	120x70x45
120x60x45	140x70x45
160x60x45	

* Leg width 370 mm.

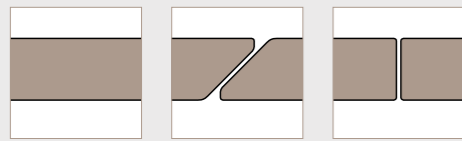


Coffee table STL
with a V leg,
profile 3 x 6 cm

L / W / H, cm		
70x70x45	80x80x45	90x90x45
80x70x45	100x80x45	100x90x45
100x70x45	120x80x45	120x90x45
120x70x45	140x80x45	140x90x45
130x70x45	150x80x45	160x90x45
140x70x45	160x80x45	100x100x45
		120x100x45

* Leg width 600 mm.

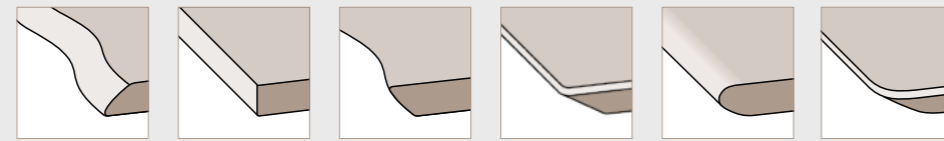
TABLE TOPS



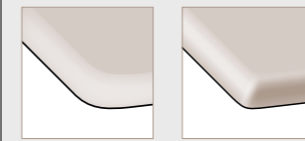
- Standard
- Diagonal 5 mm gap along the length of the table top
- Vertical 5 mm gap along the length of the table top

Dining table tops are 40 mm thick.

EDGE FINISHES



- F01 Natural Edge
- F02 Straight edge
- F03 Reversed natural edge
- F04 Chamfered edge
- F10 Bullnose long edge only
- F13 Rounded "Swiss edge"



- F15 Rounded bullnose around perimeter
- F17 Bullnose around perimeter

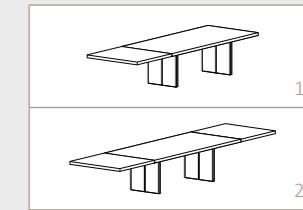
GRAIN DIRECTION ON THE LEAF



Grain direction on a leaf is the same as on the table top only on natural edge.

Grain direction on a leaf is perpendicular to grain direction on the table top on all other edges.

EXTENSION OPTIONS



Choose your extension leaves:

- 1) One leaf (600 mm);
- 2) Two leaves (600 mm).*


* Only W50 cm leaves for tables shorter than 200 cm.

LEG OPTIONS


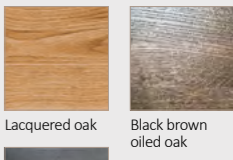

MATERIAL OPTIONS	Metal legs							
	A U-shaped leg 4 x 10 cm	B U-shaped leg 3 x 6 cm	D Full leg 2 cm thick	H X-shaped leg 4 x 10 cm	I Hair pin leg	J U-shaped leg W 15 cm L U-shaped leg W 10 cm	M 1 cm thick	O Trapeze leg 1 x 6 cm
Stainless steel (polished)	A1	B1	D1	H1	I1	J1 L1	M1	O1
Anthracite (black powder coated)	A2	B2	D2	H2	I2	J2 L2	M2	O2
Industrial steel (lacquered)	A3	B3	D3	H3	I3	J3 L3	M3	O3
Wood	Wood legs							
	E Solid block leg 4 cm thick	F U-shaped leg 4 x 10 cm	G Trapeze leg 4 x 10 cm	H X-shaped leg 4 x 10 cm	N Y-shaped leg 6 x 6 cm	U U-Trapeze leg 4 x 10 cm		
	E	F	G	H	N	U		

* Coffee tables & benches are also available with all the frames.


ASH FINISHES




OAK FINISHES




WALNUT FINISH



FILLERS



FILLERS AT EXTRA CHARGE



STEEL OPTIONS





FRG Cabinet Furniture



Sideboard 2DR FRG

2 single sections
4 shelves inside

W / D / H, cm
107x40x85



Sideboard 3DR FRG

3 single sections
(L + L + R)
6 shelves inside

W / D / H, cm
160x40x85



Highboard 4DR FRG

2 glass + 2 wood doors
2 glass + 4 oak shelves

W / D / H, cm
107x40x150



Highboard 4DR FRG

2 glass + 2 wood doors
(R or L)
3 glass shelves + 3 oak shelves


W / D / H, cm
106x40x150



Display Unit Single FRG

1 glass +
1 wood door
2 glass +
2 oak shelves

W / D / H, cm
55x40x190



Display Unit Double FRG

2 glass + 2 wood doors
4 glass shelves + 4 oak shelves
wood or glass sides**

W / D / H, cm
107x40x190



TV Unit FRG

2 drawers & 1 shelf

L / D / H, cm
107x45x34
160x45x34



Shelving unit HML

L / D / H, cm	
80x34x155	80x34x200
100x34x155	100x34x200
120x34x155	120x34x200
140x34x155	140x34x200
160x34x155	160x34x200



Coffee table HML

L / W / H, cm	
70x70x45	90x90x45
80x70x45	100x90x45
100x70x45	120x90x45
120x70x45	140x90x45
140x70x45	100x100x45
80x80x45	120x100x45
100x80x45	140x100x45
120x80x45	120x120x45
140x80x45	


* Coffee table top thickness is 25 + 25 mm.




Floating Shelf FRG

L / D / H, cm
107x22x14
160x22x14

ASH FINISHES

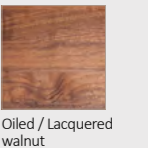


OAK FINISHES



Black matt stained & lacquered oak


WALNUT FINISH



LEGS



HANDLES




STEEL OPTIONS




** Alternatives for side panels:
* standard option – wood sides
* alternative option – glass sides


* Optional 3 drawer section is available instead of the shelves behind each door for an extra charge.



Optional LED lights for any glass shelves



Standard option: Wood sides



Alternative option: Glass sides



3 drawer unit – optional extra for bookcases and sideboards



HLG Cabinet Range



**TV unit
2DR HLG**
2 drawers
1 shelf

W / D / H, cm
200x45x50



**TV unit
2DR HLG**
2 drawers

W / D / H, cm
137x45x50




**Sideboard
2DR HLG***
2 doors
(L+R)
2 shelves

W / D / H, cm
112x45x87




**Sideboard
3DR HLG***
3 doors
(L+R+R)
3 shelves

W / D / H, cm
166x45x87




**Sideboard
2DR+3DRW HLG***
2 doors (L+R)
2 shelves
3 drawers

W / D / H, cm
166x45x87




**Sideboard
4DR HLG***
4 doors
(L+L+R+R)
4 shelves

W / D / H, cm
221x45x87




**Highboard
4DR HLG***
4 doors
4 shelves

W / D / H, cm
112x45x156



**Vitrine
4DR HLG***
4 doors
8 shelves

W / D / H, cm
112x45x190




**Vitrine
2DR HLG***
2 doors
4 shelves

W / D / H, cm
57x45x190


* All drawers can either be in wood, metal or white glass.
All doors can be in wood, metal, white or transparent glass.

* Optional 3 drawer section is available instead of the shelves behind each door for an extra charge.

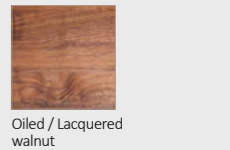
ASH FINISHES





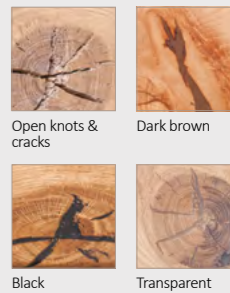
OAK FINISHES




WALNUT FINISH




FILLERS




Optional LED lights for any glass shelves




Toned glass




White glass



Metal




Wooden



Stone

An alternative for any door



A visible or hidden 3 drawer unit - optional extra for bookcases and sideboards

STEEL OPTIONS



* Metal finish on cabinets is fixed. Steel option is available only for cabinets legs.





ORT Cabinet Range



TV unit 2DR ORT

2 doors
(L + R)
2 shelves inside

W / D / H, cm
110x45x55



TV unit 3DR ORT

3 doors (L + R + R)
3 shelves inside

W / D / H, cm
165x45x55



TV unit 2DR ORT

2 doors
(L+R)
3 shelves inside

W / D / H, cm
165x45x55



Sideboard 2DR ORT*

2 doors
(L + R)
2 shelves inside

W / D / H, cm
110x45x85



Sideboard 3DR ORT*

3 doors (L + R + R)
3 shelves inside


W / D / H, cm
165x45x85



Sideboard 4DR ORT*

4 doors (L + L + R + R)
4 shelves inside

W / D / H, cm
220x45x85



Bookcase 2DR+1DRW ORT*

2 doors
3 shelves inside
1 drawer


W / D / H, cm
56x45x190



Highboard 4DR ORT*

4 doors
4 shelves

W / D / H, cm
112x45x156



Bookcase 4DR+2DRW ORT*

4 doors
6 shelves inside
2 drawers


W / D / H, cm
110x45x190

* Optional 3 drawer section is available instead of the shelves behind each door for an extra charge.


** All drawers can either be in wood, metal or white glass. All doors can be in wood, metal, white or transparent glass.




ASH FINISHES




OAK FINISHES




EDGE FINISHES




Optional LED lights for any glass shelves




Toned glass




White glass



Metal




Wooden



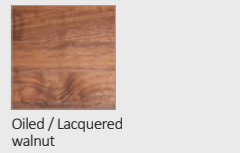
Stone

An alternative for any door




A visible or hidden 3 drawer unit-optional extra for bookcases and sideboards

WALNUT FINISH



FILLERS



STEEL OPTIONS



* Steel options are only available for table legs. Metal finish on cabinets is fixed.



NTR ART Dining Tables



























Dining table NTR ART








L / W / H, cm	
180x90x76	220x100x76
200x90x76	240x100x76
180x100x76	260x100x76
200x100x76	280x100x76

LEG OPTIONS

Wood legs	
H X-shaped leg 4 x 10 cm	 H
R Cross-leg 9 x 9 cm	 R

METAL OPTIONS	Metal legs							
	A U-shaped leg 4 x 10 cm	H X-shaped leg 4 x 10 cm	I Hair pin leg	J U-shaped leg W 15 cm L U-shaped leg W 10 cm	M 1 cm thick	Q	R Cross-leg 5 x 5 cm	R Cross-leg 8 x 8 cm
Stainless steel (polished)	 A1	 H1	 I1	 J1	 M1	 Q1	 R1	 R1
Anthracite (black powder coated)	 A2	 H2	 I2	 J2	 M2	 Q2	 R2	 R2
Industrial steel (lacquered)	 A3	 H3	 I3	 J3	 M3	 Q3	 R3	 R3

OAK FINISHES

 Oiled / Blonde oiled oak	 White oiled oak
 Raucher oiled oak (smoked)	 Grey oiled oak
 Lacquered oak	 Black brown oiled oak
 Black matt stained & lacquered oak	



FILLERS

 Black epoxy	 Crystal clear epoxy
---	---

* The standard option is when knots and cracks are filled with the same epoxy colour as the gap in the middle OR left open, just like the gap.

EDGE FINISHES


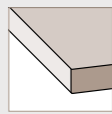


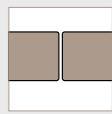
 F01 Natural Edge	 F02 Straight edge
 F04 Chamfered edge	

TABLE TOPS

 Diagonal 5 mm gap along the length of the table top	 Vertical 5 mm gap along the length of the table top
--	--

STEEL OPTIONS

1 Stainless steel (brushed)	2 Anthracite (black powder coated)
3 Industrial steel (lacquered)	

* Steel options are only available for table legs. Metal finish on cabinets is fixed.



KRG Tables & Cabinet Range



Dining table KRG*

L / W / H, cm	
140x90x76	220x110x76
160x90x76	240x110x76
180x90x76	260x110x76
180x100x76	280x110x76
200x100x76	
220x100x76	
240x100x76	



Extension leaf KRG**

L / W, cm
50/60x90
50/60x100
50/60x110



Square dining table KRG*

L / W / H, cm
110x110x76
120x120x76
140x140x76
150x150x76



Round dining table KRG

D / H, cm
110x76
120x76
140x76
150x76



Lamp table KRG

L / W / H, cm
50x40x55



Console table KRG

L / W / H, cm
100x40x80
110x40x80
120x40x80



TV unit 1 DR+1DRW KRG

1 door (L)
1 drawer

W / D / H, cm
110x38x58



TV unit 2DR+1DRW KRG

2 doors (L+R)
1 drawer

W / D / H, cm
164x38x58



Console 1DR+1DRW KRG

1 door (L)
1 drawer

W / D / H, cm
111x38x100



Desk 2DRW KRG

2 drawers

W / D / H, cm
130x60x76



Small sideboard KRG

1 door (L)
1 drawer

W / D / H, cm
110x45x85



Medium sideboard KRG

2 doors (L+R)
1 drawer

W / D / H, cm
165x45x85



Large sideboard KRG

3 doors (L+R+R)
1 drawer

W / D / H, cm
218x45x85



Small bookcase KRG

2 doors (R+R)
1 drawer

W / D / H, cm
58x38x195




Large bookcase KRG


4 doors (L+R, L+R)
2 drawers

W / D / H, cm
110x38x195

ASH FINISHES



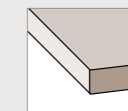
OAK FINISHES



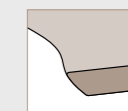
EDGE FINISHES



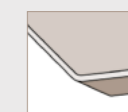
F01 Natural Edge



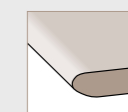
F02 Straight edge




F03 Reversed natural edge



F04 Chamfered edge

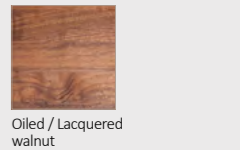


F10 Bullnose long edge only




F17 Bullnose around perimeter


WALNUT FINISH



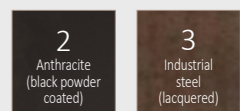
FILLERS



FILLERS AT EXTRA CHARGE



STEEL OPTIONS



** Metal finish on cabinets is fixed. Steel option is available only for tables, lamp tables and console tables.



CN & MMT Dining Tables



Dining table MMT

L / W / H, cm		
180x100x76	200x110x76	220x120x76
200x100x76	240x110x76	240x120x76
220x100x76	260x110x76	280x120x76
240x100x76	280x110x76	

* Table base is made of wood 8 x 8 cm thick or metal 9 x 9 cm thick. Both available in various respective finishes.



Extension leaf MMT

L / W, cm	
60x100	
60x110	
60x120	



Oval dining table CN

L / W / H, cm		
180x100x76	200x110x76	220x120x76
200x100x76	220x110x76	240x120x76
220x100x76	240x110x76	260x120x76
240x100x76	260x110x76	280x120x76
	280x110x76	



Round dining table CN

D / H, cm	
120x76	
140x76	
160x76	
180x76	




NRA

W / D / H, cm	
48x62x95	Cantilever chair
57x64x95	Cantilever armchair

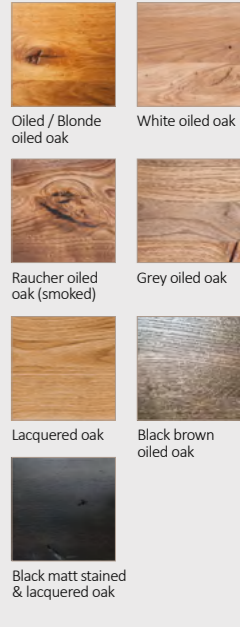
Base options	
Stainless steel	
Anthracite (black powder coated)	
Oak	
Walnut	
CANTILEVER, stainless steel	
CANTILEVER, anthracite	

Upholstery options	
Facet felt fabric	
Kiss fabric	
Adore velvet	
Madras leather	
Antigo leather	
Rancho leather	

ASH FINISHES



OAK FINISHES



WALNUT FINISH

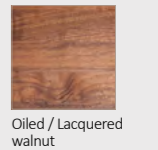
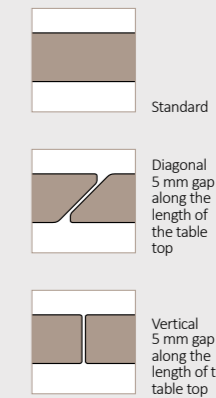
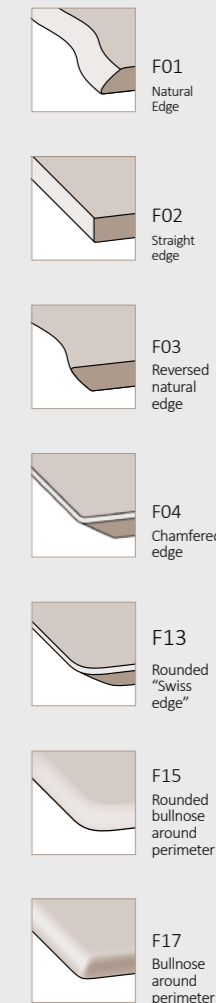


TABLE TOPS




* Dining table tops are 40 mm thick.


EDGE FINISHES



FILLERS



FILLERS AT EXTRA CHARGE



STEEL OPTIONS



TIM Tables & Cabinet Furniture



Oval DT TIM

L / W / H, cm
200x110x76
220x120x76
240x120x76
260x120x76
280x120x76



Round DT TIM

D / H, cm
120x76
140x76
160x76
180x76



Console table TIM

L / W / H, cm
100x40x85
110x40x85
120x40x85
130x40x85
140x40x85



Oval coffee table TIM

L / W / H, cm
100x50x45
120x60x45
140x70x45



Round coffee table TIM

L / W / H, cm
80x80x45
100x100x45



Rectangular DT TIM

L / W / H, cm
160x90x76
180x90x76
200x90x76
180x100x76
200x100x76
220x100x76
240x100x76
220x110x76
240x110x76
260x110x76



Sideboard 2DR TIM

W / D / H, cm
120x45x70*
120x45x90



Sideboard 3DR TIM

W / D / H, cm
158x45x70*
158x45x90



Sideboard 4DR TIM

W / D / H, cm
212x45x70*
212x45x90



Sideboard 2DR TIM

W / D / H, cm
120x45x120



Shelf without a back TIM**

W / D / H, cm
120x34x120
158x34x120
212x34x120



Shelf with a back TIM**


W / D / H, cm
120x34x120
158x34x120
212x34x120

* The height of the metal base is fixed. H70 or H90 cm is achieved by changing the height of the wooden carcass.


** TIM shelf is an optional extra. Needs to be ordered separately.



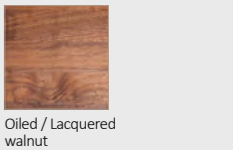
ASH FINISHES




OAK FINISHES



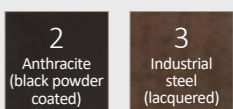
WALNUT FINISH



FILLERS



STEEL OPTIONS





Shine bright

MEISTERZEICHNUNGEN

QNT Dining Tables & Cabinet Furniture



Table QNT

L / W / H, cm		
160x90x76	180x100x76	220x110x76
180x90x76	200x100x76	240x110x76
220x100x76	260x110x76	
240x100x76	280x110x76	



Bench QNT

L / W / H, cm	
160x42x45	240x42x45
180x42x45	260x42x45
200x42x45	280x42x45
220x42x45	



TV unit
2 DR QNT

2 doors (L + R)
2 shelves inside
1 middle shelf

L / D / H, cm
160x40x55
180x40x55
200x40x55



Sideboard
2DR QNT

2 doors (L + R)
1 shelf inside

L / D / H, cm
120x50x90



Sideboard
2DR+3DRW QNT

2 doors (L + R)
2 shelves inside
3 drawers

L / D / H, cm
180x50x90
220x50x90



Sideboard
3DR QNT

3 doors (L + L + R)
2 shelves inside

L / D / H, cm
160x50x90



Sideboard
4DR QNT

4 doors (L + R + L + R)
2 shelves inside

L / D / H, cm
200x50x90



Bookcase QNT


2 glass + 2 wood doors
2 glass + 1 wood shelf inside
1 drawer

L / D / H, cm
120x45x200


* Optional LED lights are available with glass shelves in a bookcase.

** Handles and feet on the cabinet furniture are available in all the respective metal finishes.

ASH FINISHES

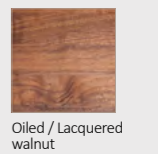


OAK FINISHES




Black matt stained & lacquered oak

WALNUT FINISH



FILLERS



STEEL OPTIONS



ALB Dining Tables & HLG Cabinet Furniture



Dining table ALB

L / W / H, cm		
160x90x75	180x100x75	220x110x75
180x90x75	200x100x75	240x110x75
200x90x75	220x100x75	260x110x75
	240x100x75	



Sideboard 1DR+3DRW HLG

1 door
3 drawers

W / D / H, cm
112x45x87



Sideboard 2DR HLG

2 doors

W / D / H, cm
112x45x87



Sideboard 2DR+3DRW HLG

2 doors
3 drawers

W / D / H, cm
166x45x87



Sideboard 3DR HLG

3 doors

W / D / H, cm
166x45x87



Sideboard 4DR HLG

4 doors


W / D / H, cm
221x45x87




LEG OPTIONS

METAL OPTIONS / LEG OPTIONS	Metal legs		
	Stainless steel (polished)	Anthracite (black powder coated)	Industrial steel (lacquered)
A U-shaped leg 4 x 10 cm	A1	A2	A3
B U-shaped leg 3 x 6 cm	B1	B2	B3
D Full leg 2 cm thick	D1	D2	D3
H X-shaped leg 4 x 10 cm	H1	H2	H3
I Rods	I1	I2	I3
J W 15 cm L W 10 cm U-shaped leg	J1 L1	J2 L2	J3 L3
O U-trapeze leg	O1	O2	O3
R Cross-leg	R1	R2	R3
T X-shaped leg 10 x 10 cm dining table	T1	T2	T3

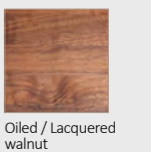
ASH FINISHES



OAK FINISHES

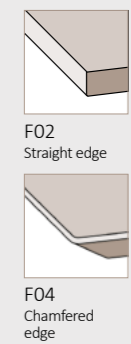


WALNUT FINISH




	Wood legs	
E Solid block leg 4 cm thick	E	E
F U-shaped leg 4 x 10 cm	F	F
G U-trapeze leg 4 x 10 cm	G	G
H X-shaped leg 4 x 10 cm	H	H
K U-shaped leg 4 x 8 cm	K	K
N Y-shaped leg	N	N
R Cross-leg	R	R
U Trapeze leg 4 x 10 cm	U	U

EDGE FINISHES



FILLERS



* Applicable to HLG cabinet only.

STEEL OPTIONS



* Applicable to table top edges only. HLG always comes with 1 leg option only.

* Applicable to dining table legs only. HLG always comes with 1 leg option only.

DNV Extending Dining Tables



Extending dining table DNV

L / D / H, cm				
160x90x76 + 2 x 50	180x90x76 + 2 x 50	180x100x76 + 2 x 50	200x100x76 + 2 x 50	220x100x76 + 2 x 50
160x90x76 + 1 x 100	180x90x76 + 1 x 100	180x100x76 + 1 x 100	200x100x76 + 1 x 100	220x100x76 + 1 x 100
	180x90x76 + 2 x 60	180x100x76 + 2 x 60	200x100x76 + 2 x 60	

ANN


W / D / H, cm	
48x58x86	Chair
52x59x86	Armchair



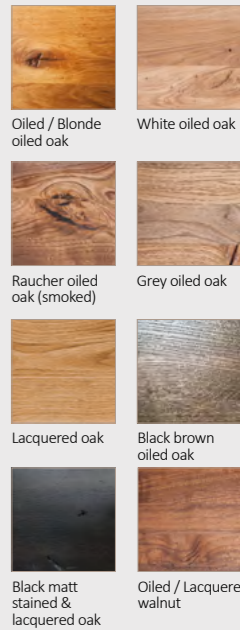
Base options	Upholstery options
Stainless steel	Facet felt fabric
Anthracite (black powder coated)	Kiss fabric
Oak	Adore velvet
	Madras leather
	Antigo leather
	Rancho leather




ASH FINISHES



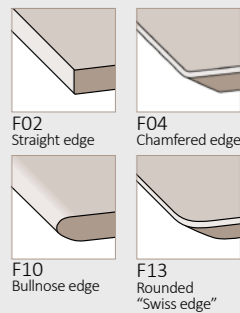
OAK & WALNUT FINISHES



FILLERS



EDGE FINISHES



STEEL OPTIONS



BST Extending Dining Tables



Extending dining table BST

L / W / H, cm				
160x90x76 + 1x100	180x90x76 + 1x100	180x100x76 + 1x100	200x100x76 + 1x100	220x100x76 + 1x100
160x90x76 + 2x50	180x90x76 + 2x50	180x100x76 + 2x50	200x100x76 + 2x50	220x100x76 + 2x50
	180x90x76 + 2x60	180x100x76 + 2x60	200x100x76 + 2x60	



NRA

Base options
Stainless steel
Anthracite (black powder coated)
Oak
Walnut
CANTILEVER, stainless steel
CANTILEVER, anthracite


Dimensions (side chair)
Seat height- 50 cm
Seat width- 48 cm
Seat depth- 48 cm
Back height- 93 cm




Dimensions (armchair)
Seat height- 50 cm
Seat width- 42 cm
Seat depth- 48 cm
Back height- 93 cm
Armrest height- 65 cm




ASH FINISHES



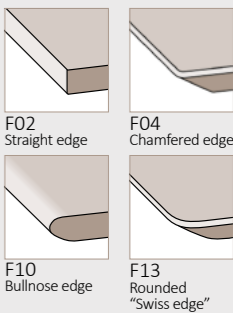
OAK & WALNUT FINISHES



FILLERS



EDGE FINISHES



STEEL OPTIONS



KNS & PHN Extending Dining Tables



Extending dining table KNS

L / W / H, cm		
100x90x76	160x90x76 + 1x95	200x100x76 + 1x95
120x90x76	160x90x76 + 2x47	200x100x76 + 2x47
140x90x76	180x90x76 + 1x95	200x100x76 + 2x57
160x90x76	180x90x76 + 2x47	220x100x76 + 1x95
180x90x76	180x90x76 + 2x57	220x100x76 + 2x47
180x100x76	180x100x76 + 1x95	220x100x76 + 2x57
200x100x76	180x100x76 + 2x47	
220x100x76	180x100x76 + 2x57	




Extending dining table PHN


L / W / H, cm		
100x90x76	160x90x76 + 1x95	200x100x76 + 1x95
120x90x76	160x90x76 + 2x47	200x100x76 + 2x47
140x90x76	180x90x76 + 1x95	200x100x76 + 2x57
160x90x76	180x90x76 + 2x47	220x100x76 + 1x95
180x90x76	180x90x76 + 2x57	220x100x76 + 2x47
180x100x76	180x100x76 + 1x95	220x100x76 + 2x57
200x100x76	180x100x76 + 2x47	
220x100x76	180x100x76 + 2x57	




ASH FINISHES



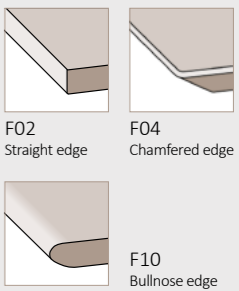
OAK & WALNUT FINISHES



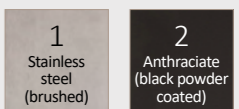
FILLERS



EDGE FINISHES



STEEL OPTIONS



These steel options are available only for the Phoenix extending dining table.



ARZ & ORL Extending Dining Tables



Extending dining table ARZ

L / W / H, cm	
∅ 100x76 + 1x50	∅ 120x76 + 1x50
∅ 110x76 + 1x50	∅ 130x76 + 1x50




Extending dining table ORL*

L / W / H, cm	
∅ 90x76	∅ 90x76 + 1x50
∅ 100x76	∅ 100x76 + 1x50
∅ 110x76	∅ 110x76 + 1x50
∅ 120x76	∅ 120x76 + 1x50
∅ 130x76	∅ 130x76 + 1x50


* It's possible to choose a wooden plate to cover the metal base, as per photo below.




ASH FINISHES



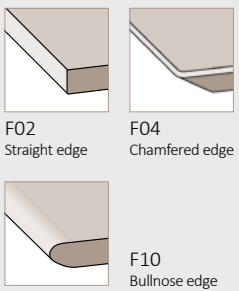
OAK & WALNUT FINISHES



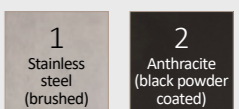
FILLERS



EDGE FINISHES



STEEL OPTIONS




A stainless steel leg is available only for the Orlando extending dining table.



MMP, ATL & DLL Dining Tables






OAK & WALNUT FINISHES

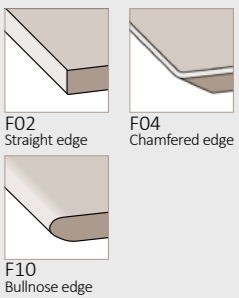


Dining tables MMP, ATL, DLL

L / W / H, cm			
80 x 80 x 76	120 x 80 x 76 + 1 x 60	140 x 90 x 76 + 1 x 95	180 x 90 x 76 + 2 x 57
100 x 80 x 76	140 x 80 x 76 + 1 x 60	160 x 90 x 76 + 1 x 95	200 x 90 x 76 + 2 x 57
120 x 80 x 76	160 x 80 x 76 + 1 x 60	180 x 90 x 76 + 1 x 95	220 x 90 x 76 + 2 x 57
140 x 80 x 76	120 x 90 x 76 + 1 x 60	200 x 90 x 76 + 1 x 95	180 x 100 x 76 + 2 x 57
160 x 80 x 76	140 x 90 x 76 + 1 x 60	220 x 90 x 76 + 1 x 95	200 x 100 x 76 + 2 x 57
80 x 90 x 76	160 x 90 x 76 + 1 x 60	140 x 100 x 76 + 1 x 95	220 x 100 x 76 + 2 x 57
100 x 90 x 76	180 x 90 x 76 + 1 x 60	160 x 100 x 76 + 1 x 95	200 x 90 x 76 + 1 x 60
120 x 90 x 76	220 x 90 x 76 + 1 x 60	180 x 100 x 76 + 1 x 95	220 x 100 x 76 + 1 x 60
140 x 90 x 76	120 x 100 x 76 + 1 x 60	200 x 100 x 76 + 1 x 95	220 x 100 x 76 + 1 x 95
160 x 90 x 76	140 x 100 x 76 + 1 x 60	140 x 80 x 76 + 2 x 47	
180 x 90 x 76	160 x 100 x 76 + 1 x 60	160 x 80 x 76 + 2 x 47	
200 x 90 x 76	180 x 100 x 76 + 1 x 60	140 x 90 x 76 + 2 x 47	
220 x 90 x 76	200 x 100 x 76 + 1 x 60	160 x 90 x 76 + 2 x 47	
80 x 100 x 76	120 x 80 x 76 + 1 x 90	180 x 90 x 76 + 2 x 47	
100 x 100 x 76	120 x 90 x 76 + 1 x 90	200 x 90 x 76 + 2 x 47	
120 x 100 x 76	120 x 100 x 76 + 1 x 90	220 x 90 x 76 + 2 x 47	
140 x 100 x 76	120 x 80 x 76 + 2 x 45	140 x 100 x 76 + 2 x 47	
160 x 100 x 76	120 x 90 x 76 + 2 x 45	160 x 100 x 76 + 2 x 47	
180 x 100 x 76	120 x 100 x 76 + 2 x 45	180 x 100 x 76 + 2 x 47	
200 x 100 x 76	140 x 80 x 76 + 1 x 95	200 x 100 x 76 + 2 x 47	
220 x 100 x 76	160 x 80 x 76 + 1 x 95	220 x 100 x 76 + 2 x 47	



EDGE FINISHES



Chairs



FRG

Base options	Dimensions
Stainless steel	Seat height - 45 cm
Anthracite (black powder coated)	Seat width - 44 cm
Industrial steel	Seat depth - 42 cm
	Back height - 90 cm



NRA

Base options	Dimensions (side chair)	Dimensions (armchair)
Stainless steel	Seat height - 50 cm	Seat height - 50 cm
Anthracite (black powder coated)	Seat width - 48 cm	Seat width - 42 cm
Oak	Seat depth - 48 cm	Seat depth - 48 cm
Walnut	Back height - 93 cm	Back height - 93 cm
CANTILEVER, stainless steel		Armrest height - 65 cm
CANTILEVER, anthracite		
Brown paint		



MRI

Base options	Dimensions (side chair)	Dimensions (armchair)
Stainless steel	Seat height - 49 cm	Seat height - 49 cm
Anthracite (black powder coated)	Seat width - 47 cm	Seat width - 47 cm
Industrial steel	Seat depth - 46 cm	Seat depth - 46 cm
Oak	Back height - 96 cm	Back height - 96 cm
Walnut		Armrest height - 64 cm
CANTILEVER, stainless steel		
CANTILEVER, anthracite		



ANN*

Base options	Dimensions (side chair)	Dimensions (armchair)
Stainless steel	Seat height - 52 cm	Seat height - 52 cm
Anthracite (black powder coated)	Seat width - 46 cm	Seat width - 44 cm
Oak	Seat depth - 44 cm	Seat depth - 44 cm
	Back height - 86 cm	Arm height - 65 cm
	Total width - 48 cm	Total height - 86 cm
	Total depth - 58 cm	Total width - 61 cm
		Total depth - 59 cm



ZBR*

Base options	Dimensions (side chair)	Dimensions (armchair)
Stainless steel	Seat height - 52 cm	Seat height - 52 cm
Anthracite (black powder coated)	Seat width - 46 cm	Seat width - 46 cm
Oak	Seat depth - 41 cm	Seat depth - 41 cm
	Back height - 83 cm	Back height - 83 cm
		Armrest height - 62 cm

*Many alternative leg options available. Not all shown here. Please refer to the price list.



KTY

Base options	Dimensions (side chair/armchair)	Dimensions (bench)
Stainless steel	Seat height - 50 cm / 50 cm	Seat height - 50 cm
Anthracite (black powder coated)	Seat width - 45 cm / 45 cm	Seat width - 160/180/200 cm
Industrial steel	Seat depth - 47 cm / 47 cm	Seat depth - 47 cm
Oak	Back height - 94 cm / 94 cm	Back height - 94 cm
Walnut	Armrest height - / 67 cm	
CANTILEVER, stainless steel		
CANTILEVER, anthracite		

* CANTILEVER option is not available for benches.



LID

Base options	Dimensions
Stainless steel	Seat height - 49,5 cm
Anthracite (black powder coated)	Seat width - 47 cm
Industrial steel	Seat depth - 44 cm
CANTILEVER, stainless steel	Back height - 91 cm
CANTILEVER, anthracite	



CNY

Base options	Dimensions (armchair)	Dimensions (bench)
Anthracite (black powder coated)	Seat height - 50 cm	Seat height - 50 cm
	Seat width - 47 cm	Seat width - 160/180/200 cm
	Seat depth - 45 cm	Seat depth - 45 cm
	Back height - 88 cm	Back height - 88 cm
	Armrest height - 66,5 cm	

Dimensions (side chair)
Seat height - 50 cm
Seat width - 52 cm
Seat depth - 45 cm
Back height - 85 cm



HLV


Base options	Dimensions
Stainless steel	Seat height - 50 cm
Anthracite (black powder coated)	Seat width - 46 cm
Industrial steel	Seat depth - 41,5 cm
	Back height - 87,5 cm




UPHOLSTERY OPTIONS

Facet felt fabric
Kiss fabric
Adore velvet
Madras leather
Antigo leather
Rancho leather


OAK FINISHES



Oiled / Blonde oiled oak




Raucher oiled oak (smoked)



Lacquered oak

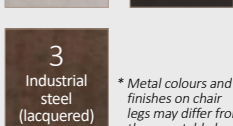
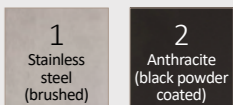
Black brown oiled oak

WALNUT FINISH



Oiled / Lacquered walnut

STEEL OPTIONS



* Metal colours and finishes on chair legs may differ from those on table legs.



An extensive collection of dining and living furniture, produced in Europe, fuses the beauty and nature of wood and metal in a contemporary style.

- Table tops can be selected in either solid European oak or solid North American black walnut – with the option of straight, natural or chamfered edges for each. Personal preferences can be even further tailored with contrasted fillers for the rustic tops, or simply with open knots and cracks to further accentuate the hallmarks of these characterful timbers. Cutting edge finishes in oiled and lacquered compositions help to offer durability and pleasing patina.
- The options of bases and pedestals are the most comprehensive in the marketplace, boasting choices in wood and a wide variety of metal finishes to achieve your perfect combination. Be it an industrial look, sleek or natural simplicity, the exhaustive options list has the solution.
- Seating options include supremely comfortable chairs to echo the table styles – upholstered both in natural wool felt and leather – and with further choices such as swivel actions. Benches are also available, with or without backs, and with choices of corner arrangements for a more flowing and relaxed dining environment, and with bases to match your chosen dining table.

Furthermore, a range of cabinet pieces to include sideboards, TV units, vitrines and more have been created to complete the collection with metal and wood feet and plinths to match tables and cohesively draw the elements together. Unique features such as hidden drawers along with options of illuminated shelves add personality and practicality to the range.

Crossing the boundaries of many interior themes and schemes, the ranges in this brochure offer style, character, presence and a multitude of options – a contemporary yet timeless and adaptable collection of furniture made to the highest standard and without compromise.

We bring a beautiful piece of nature to your living room!

