


Dual Axis Electrodynammic Shakers



eMpulse
test systems

Designed for moderate payloads, supporting up to 79 pounds at 8 GRMS and 140 pounds at 6 GRMS. Our dual axis electrodynamic shakers are production-oriented vibration systems capable of tailoring the vibration response of the product under test to avoid both under-stress and over-stress conditions.

The system supports multiple operating modes, including simultaneous dual-axis operation, single-axis random, and single-axis sine.

Typical Applications

- P.C. Board Level Screening
- Car radios and military radios
- Combined environment with either sine or random.
- CRT's - Spectrum notching required
- L.R.U.'s
- Development testing and evaluation

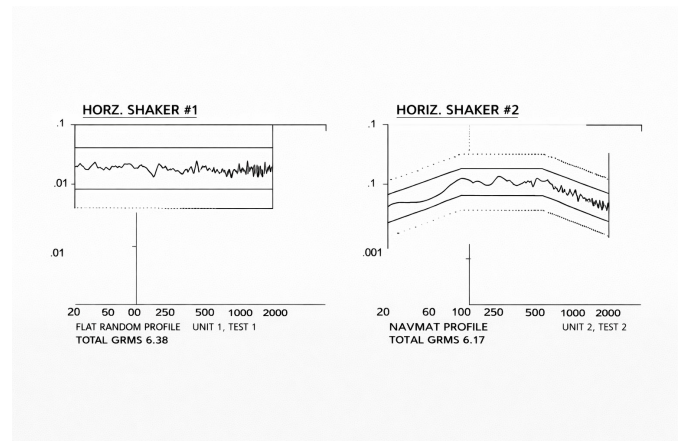
Meets the requirements of NAVMAT P9492, NAVMAT 4855, R&M 2000, AMC 702.05, and MIL STD 810 C & D.

Options Available

- Automated low cost digital random control packages
- Sine Servo Systems
- Integrated Temperature Cycling Chamber
- Quiet Hood

Spectrum Shaping

Spectrum Control for each axis with capability of notching discrete frequencies to minimize the ending mode of the board undergoing screening



Features



Simultaneous Dual Axis Control

Random spectrum control and shaping, 20Hz to 2000Hz, to minimize discrete frequency overstress on the product.

Completely Automated

Single-button activation with soft start and shutdown; minimal operator training required.

Double the product thru-put

Simultaneous Dual Axis Random Screen.

Large Working Surface

28.6" x 28.6", minimizes fixture cost.

Multiple Operation Capability

Simultaneous Dual Axis Random; Single Axis Random, either shaker; Single Axis Sine.

Oil Film Sliptable

Offers excellent dynamic uniformity. Design eliminates any exposed oil or contaminants.

Continuous Loop

Innovative continuous loop tape random generation system.

Room Requirments

Minimum floor space requirements, approximately 27 square feet.

Protection

All major systems interlocked with annotated status display.

Low distortion direct couple amplifiers.

Armatures

Aluminum force members epoxy-bonded to dual-layer copper drive coils.

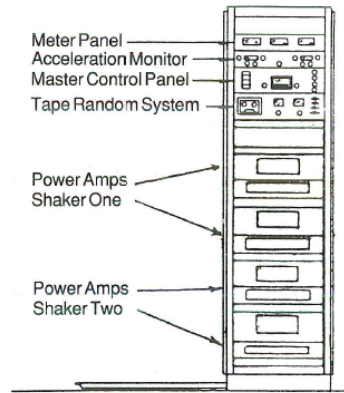
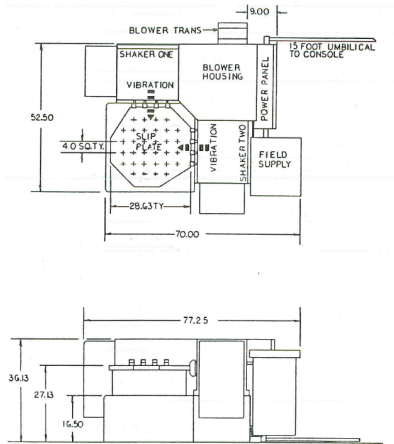
Integrated Base

Steel-reinforced, concrete-filled base provides vibration isolation from the floor.

Magnetic Field

Proven double-ended magnetic design for maximum efficiency.

General Specifications



Payload Mounting Platforms

28.625" x 28.625" magnesium slip plate with thirty-two 3/8-16 UNC product mounting inserts. Custom insert patterns are available.

Frequency Range

Sinewave Single axis only, 5Hz to 200Hz
 Random 20Hz to 200Hz - Tape System
 5Hz to 2000Hz - Digital System

Displacement

.5 peak-to-peak as limited by velocity of 10 I.P.S.

Payload Capability Random

Simultaneous each axis, NAVMAT P-9492, R&M 2000, AMC 702-05

GRMS	Payload, lbs.
2	625
4	262
6	140
8	79

Dimensions

54" x 77" Shaker System
 22" x 32" Instrumentation Console

Weight

Approximately 7500 lbs.
 Instrumentation Console 750 lbs.
 Total shipping weight approximately 8250 lbs.

Power

460V AC/3/60-32 F.L.A.
 230V AC/3/60 -72 F.L.A.
 208V AC/3/60 -80 F.L.A
 115V AC instrumentation transformer standard.

Overturning Moment

35,000 lb.-in.

Controllability

Typically better than ± 3 dB.

Cooling Air

Air cooled for maximum reliability.
 1200 CFM shaker cooling
 900 CFM per instrumentation console

Power Amplifiers

Low distortion, direct coupled linear amplifiers,
 2KVA per system