

rotograph prime 3D

3D digital panoramic system



radiology ahead

new generation 3D digital panoramic unit

3D imaging's value available for anyone

Following the incredible success of the innovative digital panoramic unit Rotograph Prime, Villa Sistemi Medicali enriches its product portfolio with the new CBCT unit Rotograph Prime 3D.

Rotograph Prime 3D has been *designed as a comprehensive diagnostic tool* which provides any Dental Practice an easy transition to the most advanced imaging technologies through an affordable investment for everyone. The *operational flexibility* of Rotograph Prime 3D assures Dental practitioners a rapid return on investment.

Rotograph Prime 3D can perform several exams, widening the clinical possibilities of a dental diagnostic system. In addition to the conventional 2D panoramic exam, the unit performs various *3D exams*, ranging from routine Dental examinations to the acquisition of more information for patients with periodontal disease, in need of implant placement, and more.

This is all made possible thanks to the *advanced technology* integrated into the Rotograph Prime 3D. Simple controls, the intuitive user interface and its leading-edge design make Rotograph Prime 3D the perfect solution for any dental practice.



*Elegant and
linear design*



*Lightweight and
compact structure*



*Ergonomic
and hygienic*



*Innovative
wall mounting*

rotograph prime 3D



*operational
flexibility*

fast exam preparation, better patient



Fast and accurate positioning

In order to obtain the best exam results, correct and stable patient positioning is critical. With Rotograph Prime 3D, the optimal result of this important process is ensured by several operational modalities and support tools. The correct patient alignment is *immediately verifiable by the operator*, thanks to the face-to-face positioning and to the assistance of the laser guides.

Precise column height adjustments are accomplished through the helpful controls located below the chin support, allowing the operator an always *perfect patient view* during precise positioning procedures. Once the correct positioning is reached, the patient is kept steady through the two lateral temples supports. To make the patients' posture more comfortable and stable, Rotograph Prime 3D is equipped with two strong handles, coated with a special antibacterial paint.

Furthermore, Rotograph Prime 3D arrives supplied with *a complete set of custom chin supports*, specifically designed to provide ideal patient positioning according to different exams. An intermittent LED light informs the operator when the right support for the selected exam is inserted, lighting it up continuously. Thanks to the absence of a floor base and through the ingenious *motorized telescopic columns*, the equipment can also perform exams on every type of patient without any difficulty.

care



quick & precise

versatility meets efficiency

Numerous volumes, better image quality

The outstanding versatility of Rotograph Prime 3D is possible thanks to its Flat Panel sensor, able to perform **2D and 3D acquisitions at high resolution**. In fact, for the busy user it's a tool always ready to use, without need to change the sensor from 2D to 3D, and **optimizes workflow** by requiring absolute minimum time for exam preparation.

In addition to the several 2D projections, able to satisfy the clinical needs of dental panoramic X-ray, the equipment allows users to select **different acquisition volumes**, each one optimized to examine a particular anatomic region of interest defined by size and resolution.

From the wide volume dedicated to the complete patient's dentition up to volumes centered on each jaw or on well defined portions of them, the operator always selects the correct volume in order to focus the exam on the anatomical region of interest, minimizing the dose to the patient while granting the **highest image quality** at the same time.

Furthermore, a **3D acquisition mode with very high resolution** and voxel size of $87,5 \mu\text{m}$ is also available, which provides extremely detailed three-dimensional reconstructions, able to highlight the smallest anatomical elements.





quality & efficiency

the imaging software for workflow management

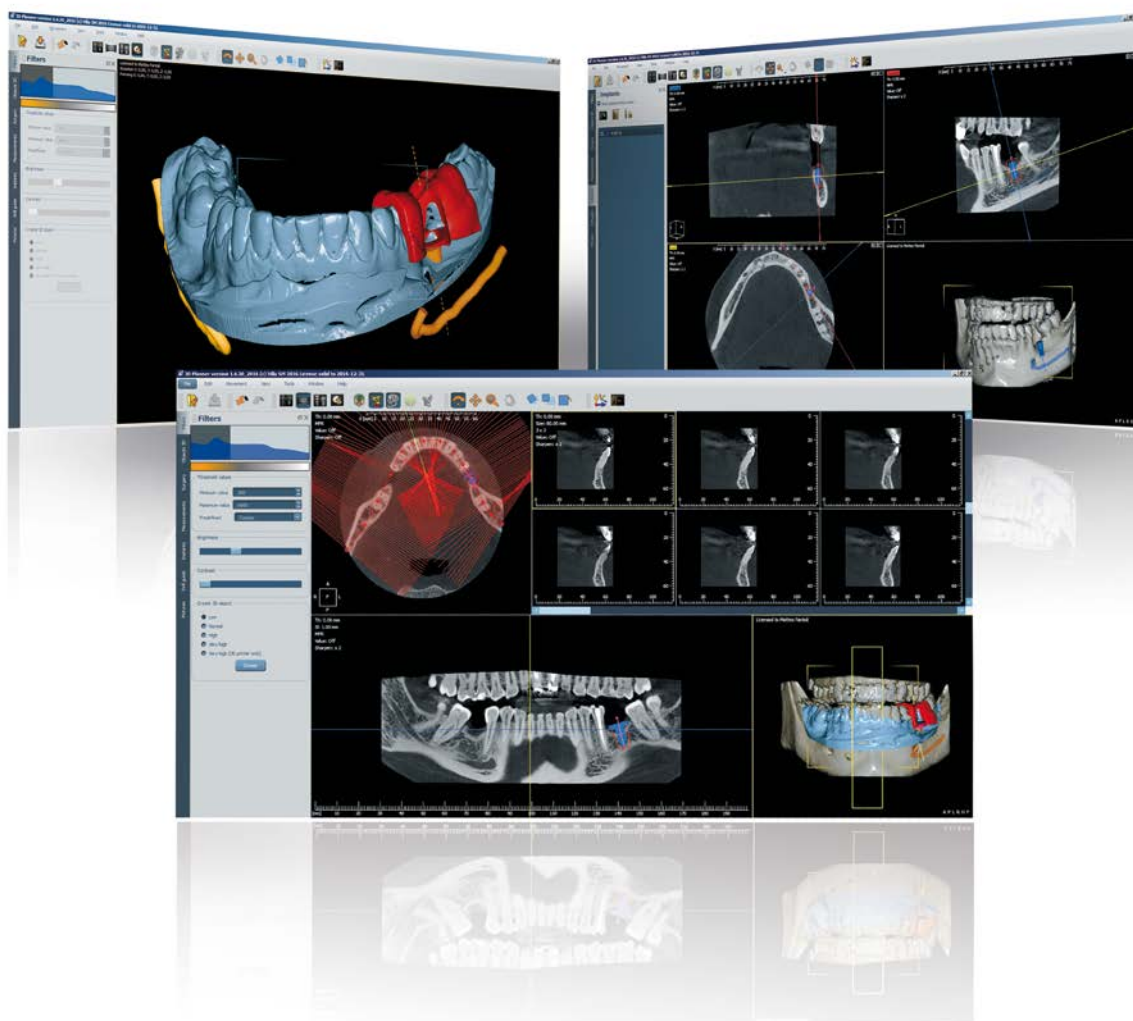
Villa 3D Planner

All examination programs of the Rotograph Prime 3D are selected in a few easy steps through the *intuitive virtual user interface*, showing the exposure parameters automatically arranged according to the exam and patient type.

The volumetric acquisitions in particular are processed through the dental imaging software *Villa 3D Planner*. Re-purposing the information acquired through *advanced algorithms*, shows an accurate 3D reconstruction with a high level of rendering detail.

Filters can be applied inside the various reconstructed slices, in order to *enhance the display of details*. Several tools are available to accurately measure various structures of interest.

Villa 3D Planner also has a specific module dedicated to *implant planning*, with tools to trace the mandibular nerve, accurately position the implant selected from the software's library or custom created through a simple procedure, and to obtain on request the STL file for the realization of a precise surgical guide.





*planning
& control*

leading-edge solution and innovative design

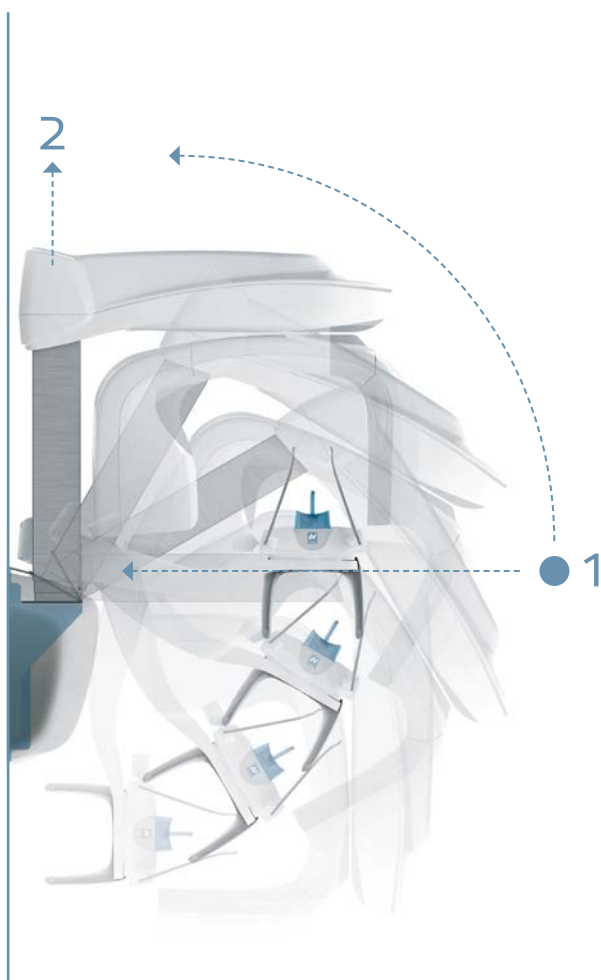
Quick and easy to install

Rotograph Prime 3D continues the ingenious compact mechanical structure and the *peculiar and refined design* of Rotograph Prime, proving to be an extremely simple and rapid device to install.

The *lightweight compact body* and the innovative wall-mounting system make possible its *installation in the narrowest spaces*, thus allowing to choose its location inside the dental practice with an unusual freedom.

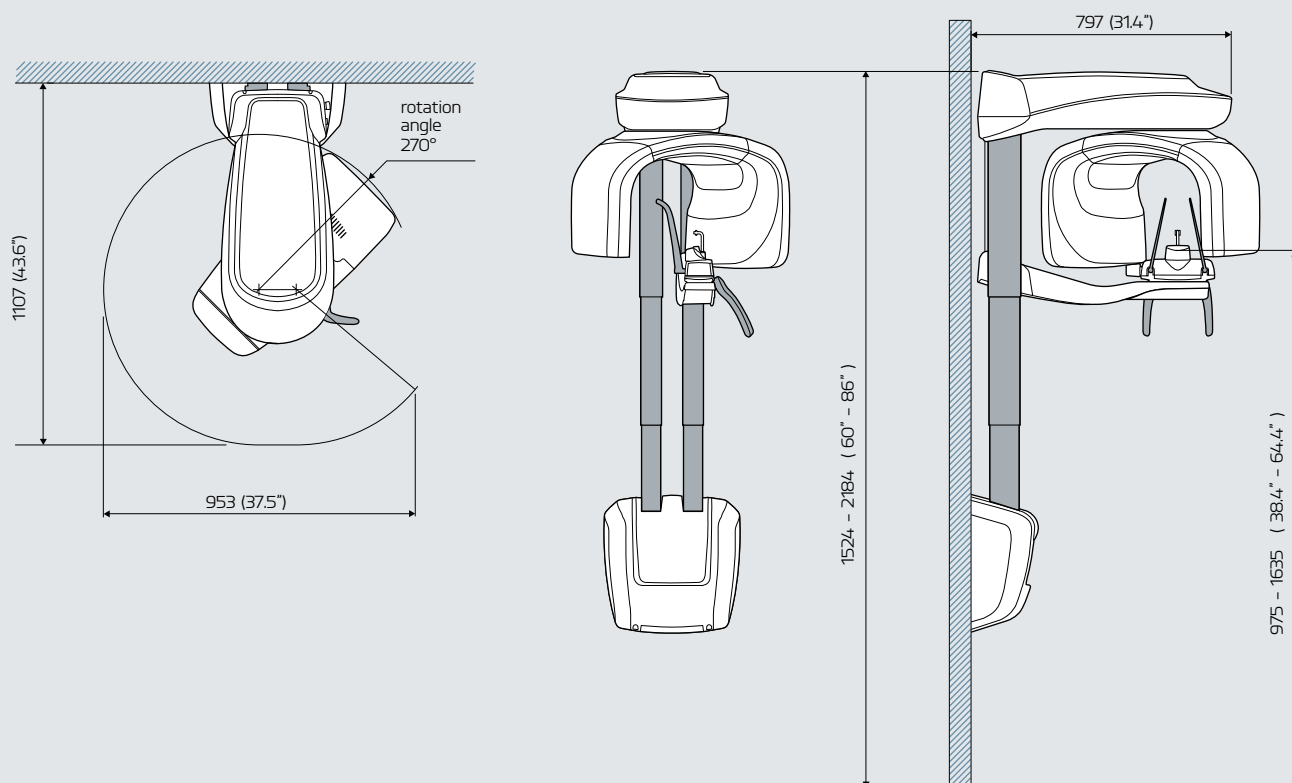
Keeping the smart dual-function packaging solution of Rotograph Prime, the new 3D version allows a quick and *easy installation in just two steps* by a *single person*: once its base is fixed to the wall, the unit can be easily raised vertically and connected electrically, to be then ready for use.

The installation time is kept extremely short, so as not to interrupt the daily production of the dental practice.



Rotograph Prime 3D Technical Specifications

Dimensions



Examination programs

2D standard programs	Panoramic (adult/child) TMJ open/closed mouth in lateral projection Maxillary sinuses P-A
Optional panoramic XP package	Half-panoramic (left/right) Orthogonal panoramic Low-dose panoramic Frontal dentition Bite-wing (left/right/double)
3D programs (FOV size)	3D full dentition (85 x 93 mm)* 3D single jaw (85 x 50 mm)* 3D mandibular teeth (50 x 50 mm) 3D maxillary teeth (50 x 50 mm) 3D TMJ (85 x 93 mm)* 3D sinus (85 x 93 mm)*

* Not available in Canada, where these volumes are limited to 80 x 80 mm or 80 x 50 mm

Technical data

High voltage	60 - 86 kV
Anodic current	2 - 12.5 mA
Focal spot	0.5 mm (EN 60336)
Sensor technology	Flat Panel with Caesium Iodide (CsI) scintillator
Voxel size	87,5 µm minimum
Grey levels	65536 - 16 bit
Voltage supply	220 - 240 V / 110 - 120 V (± 10%) single phase
Weight	67 kg



radiology ahead

Competence in x-ray systems

Villa Sistemi Medicali is one of the most important manufacturers of radiological systems worldwide. Leveraging more than 50 years of experience in X-ray field, the company's know-how covers all technologies which can create a modern radiographic examination room.

A wide range of equipment

Our range of products includes:

- Digital X-Ray systems
- Remote controlled tables
- Classical tilting tables
- General rad rooms
- Mobile units
- Surgical C arms
- Mammography
- Dental units: intra-oral, panoramic and 3D.

Our priority: Technical Service

A wide network of highly skilled service engineers ensures effective and reliable maintenance of all Villa Sistemi Medicali equipment installed worldwide. Preventive maintenance programs and service contracts are defined by our qualified personnel and adapted to the needs of our customers.

Logistic services: a global presence

Villa Sistemi Medicali daily provides full systems, spare parts, accessories and consumables, shipped regularly to all our customers, worldwide, using the most efficient couriers. Shipment modalities include ground, ship, air and inter-modal freight transport.



Villa Sistemi Medicali Spa

Via delle Azalee, 3
20090 Buccinasco - Italy
Tel. +39 02 48859.1
Fax +39 02 4881.844
vsminfo@villasmi.com
www.villasmi.com

Villa Radiology Systems

91 Willenbrock Rd. B-1
Oxford, CT 06478 - USA
Tel. +1 203 262 8836
Fax +1 203 262 8837
info@villaus.com
www.villaus.com



ISO 9001:2008



ISO 13485:2003