


# FUN SPOT



# ONE STOP SHOP SOLUTION

Everything you need to open and manage a high performing leisure park.



## SUMMARY

---

# WHO ARE FUN SPOT?

Started in the USA in the 1970's, Fun Spot has made its way up to become a worldwide leader in the design and manufacture of **indoor adventure parks**.

Integrated into the ABEO group in 2018, FUN SPOT is now a **One Stop Shop Solution** that offers a full sportainment portfolio, including trampolines, Clip 'n Climb, , ninja courses, ropes courses, interactive games and much more.



Fun Spot  
in EMEA

# THE CURRENT MARKET

We have seen our market evolve during the last few years, due to technological development and the Covid19 pandemic. With our experience in the market and our up-to-date market studies we are able to say that:



**Visitors**  
are looking for long-lasting experiences rather than material possessions and are willing to spend more money on them.



**Investors**  
are looking for a secure business with growth opportunities to invest in.  
  
They want to be beneficial to society and to make their visitors happy.



**Families**  
want to spend more guilt-free time together.



**People**  
want to stay fit and active while having fun.



**Parents**  
are worried their children are spending too much time online.

# WHY CHOOSE FUN SPOT?

## Fun Spot Strengths

Our business is built on the idea that product and service excellence must be a constant pursuit.

We achieve excellence by managing every detail with our customers' needs and goals in mind. This is the philosophy that guides us to create your leisure centre.



**One stop shop solution**  
In-house sportainment expertise to provide you with a limitless portfolio of activities and services



**Full customisable solution**  
Choose from a wide range of colours and the latest technology to personalise your park



**EMEA sales team**  
made up of industry professionals who value a customer driven approach to match your needs



**Quality, safety and operational tools**  
Helping you build and open a safe park with the best quality is our priority

## Process

1

### BUILDING REQUIREMENTS

- **Site selection and design**
- Overcoming building constraints to meet safety standards
- **Optimised layout** and customer flow



2

### BUILDING YOUR DREAM FACILITY

- Working with you to **personalise your arena** and create dedicated graphics boards for a unique design



3

### INSTALLATION

- **Installation** technicians
- Completion pack and **maintenance** manual



4

### TRAINING

- On-site **training prior** to opening for you and your staff
- **Operational support** with manuals: maintenance, incident management, technical information and duties, management advice



5

### CUSTOMER SERVICE AND MAINTENANCE

- Certified service centre
- Yearly **maintenance and upgrade** operations
- Access to **operational tools**



**Warranty**

## Questions & Answers

Many of you contact us in the early stages of your location search. We receive many questions, and we are more than happy to answer them.

?

**What is the minimum size and height I need for my multi-activity centre?**

The standard building for a multi-activity centre does not exist. It will depend on your needs and resources.

To open a **small size** facility, you will need minimum 300 sqm for it to be profitable. However, for a **big size** centre, you should consider a location with at least 1,300 sqm.

To make a point about the **height clearance**, it will depend on the activity you want. To install trampoline activities, you will need 5.2m. However, for the Clip 'n Climb challenges, you will need 6.5m.

?

**How many attractions can I have in a 1000 sqm building?**

Having a 1,000+sqm centre will give you the freedom to create a centre that offers a big range of **entertainment for everyone**. For example, you can accommodate a big trampoline area with several of our interactive games, a Clip 'n Climb area with a mix of challenges, and a ninja or ropes course.

?

**What is the budget needed to start my park?**

The budget needed to start your park will depend on different factors, such as the size of the building, space available, or the activities you would like to install.

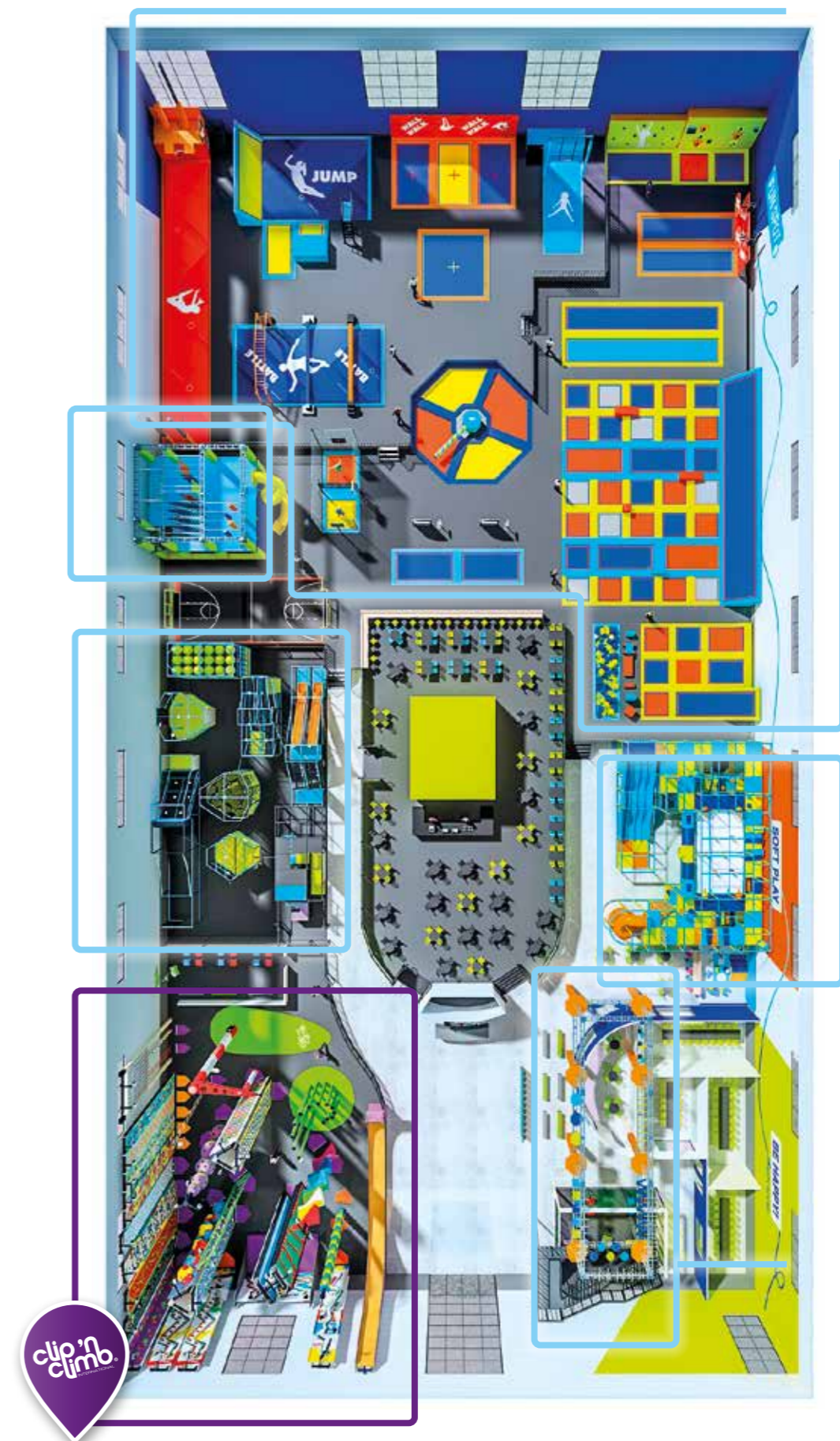
To give you an estimate, for a centre to be profitable, it would be a minimum of €150,000.

CONTACT US FOR MORE INFORMATION!

[sales-eu@funspot.com](mailto:sales-eu@funspot.com)



## FULL PARK



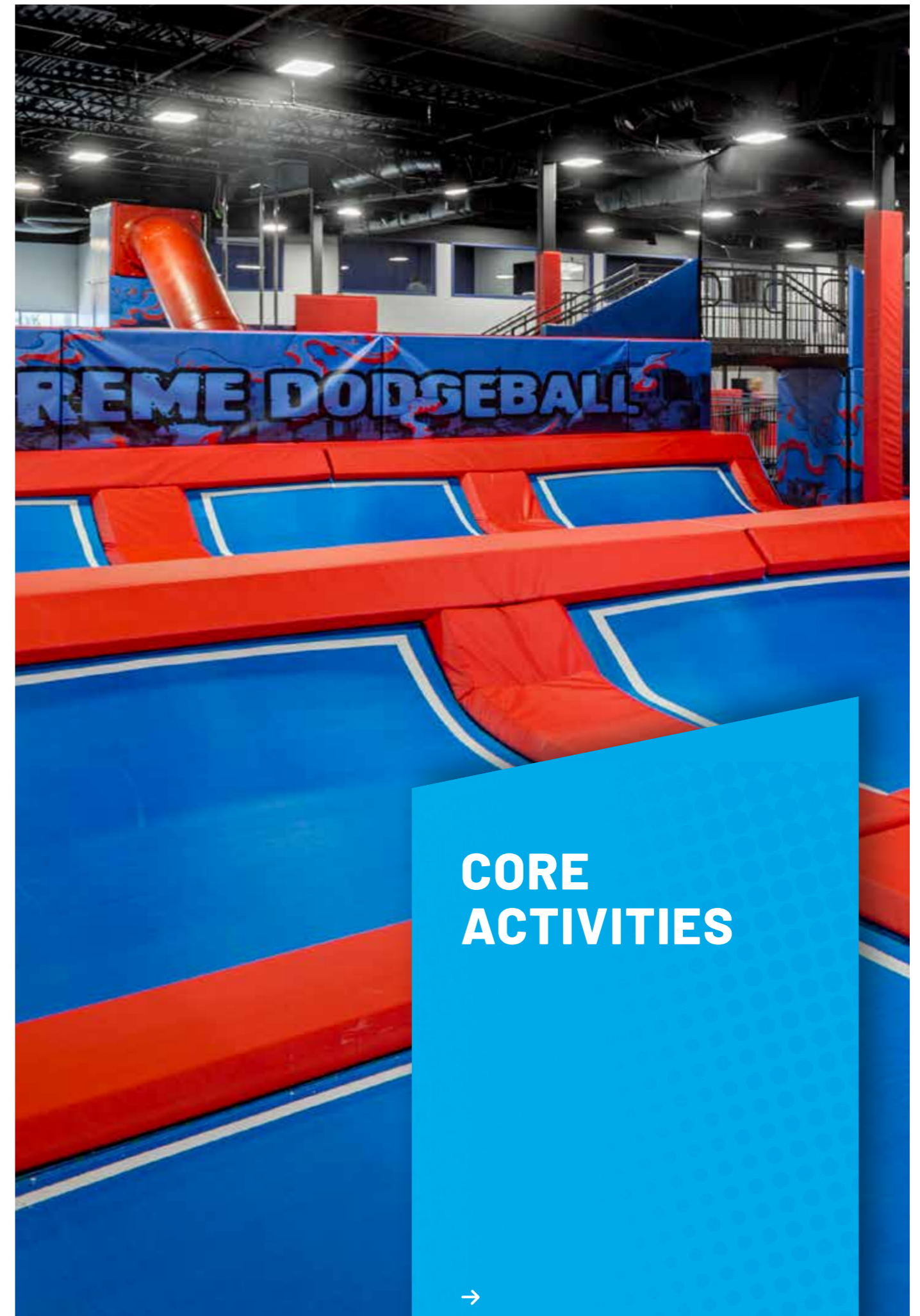


## TRAMPOLINE ATTRACTIONS

Since 1989, we have been producing colourful and durable trampoline fabrics. This is our core business and we have fully participated in the evolution of this activity over the last decade. That is why we now offer a long list of complementary activities that will allow you to stand out from your competitors.


### OUR SAFETY CHECKLIST:

- ✓ Our products and facilities are certified to **ASTM F2970-17** and **BS PAS 5000-2017** standards.
- ✓ We provide checklists for routine inspections.
- ✓ To ensure staff readiness, we provide a comprehensive training service.
- ✓ An annual maintenance contract is the best way to ensure quality and safety.



**CORE  
ACTIVITIES**





## CORE ACTIVITIES MAIN COURT

The Main Court within any trampoline park is the core zone where visitors develop their skills and enjoy discovering the different options trampolining can offer.

### Key features:

- 100% customizable, regardless of the columns we can design the main court anyway you like!
- A good size is 1/3 of the park.
- Note that curved wrap up mats can be used for angled walls.

### Technical info:

Capacity per hour	150 jumpers
Staff required	1 monitor / 32 jumpers
Minimum ceiling height	5.2 m
Minimum area	+ 65 sqm

### How to customise it?



Colour Customisation  
of all the materials  
(see p.29)



Glow under  
UV light colours



Create your  
own graphics with  
our design team  
(E.g.: Your logo printed all  
around the arena)

### 3 main court examples:

There are countless possibilities to create your own arena. The most important thing is to think about your target and how big you want the area to be.


Here are some examples to give you some ideas.



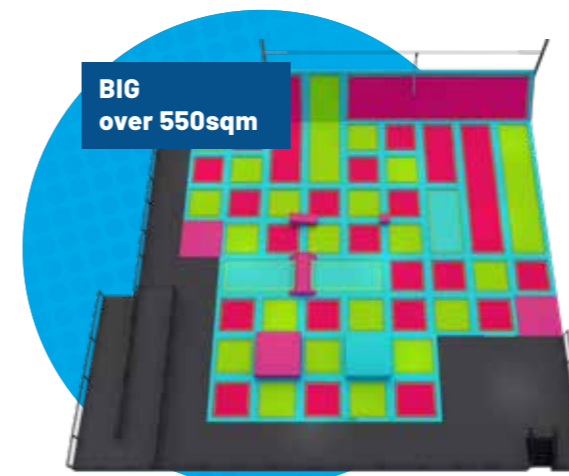
**SMALL**  
starting at 65sqm

Capacity	8 at the same time
Number of features	Angled wall Long lane Jump boxes Mini cube
Minimum area	+ 65 sqm
Budget	350€ / sqm

Capacity	35 at the same time
Number of features	Angled wall Long lane Jump boxes Flip & Run Mini cubes Slide trampoline Wrap up trampoline
Minimum area	+ 300 sqm
Budget	350€ / sqm




**MEDIUM**  
over 300sqm

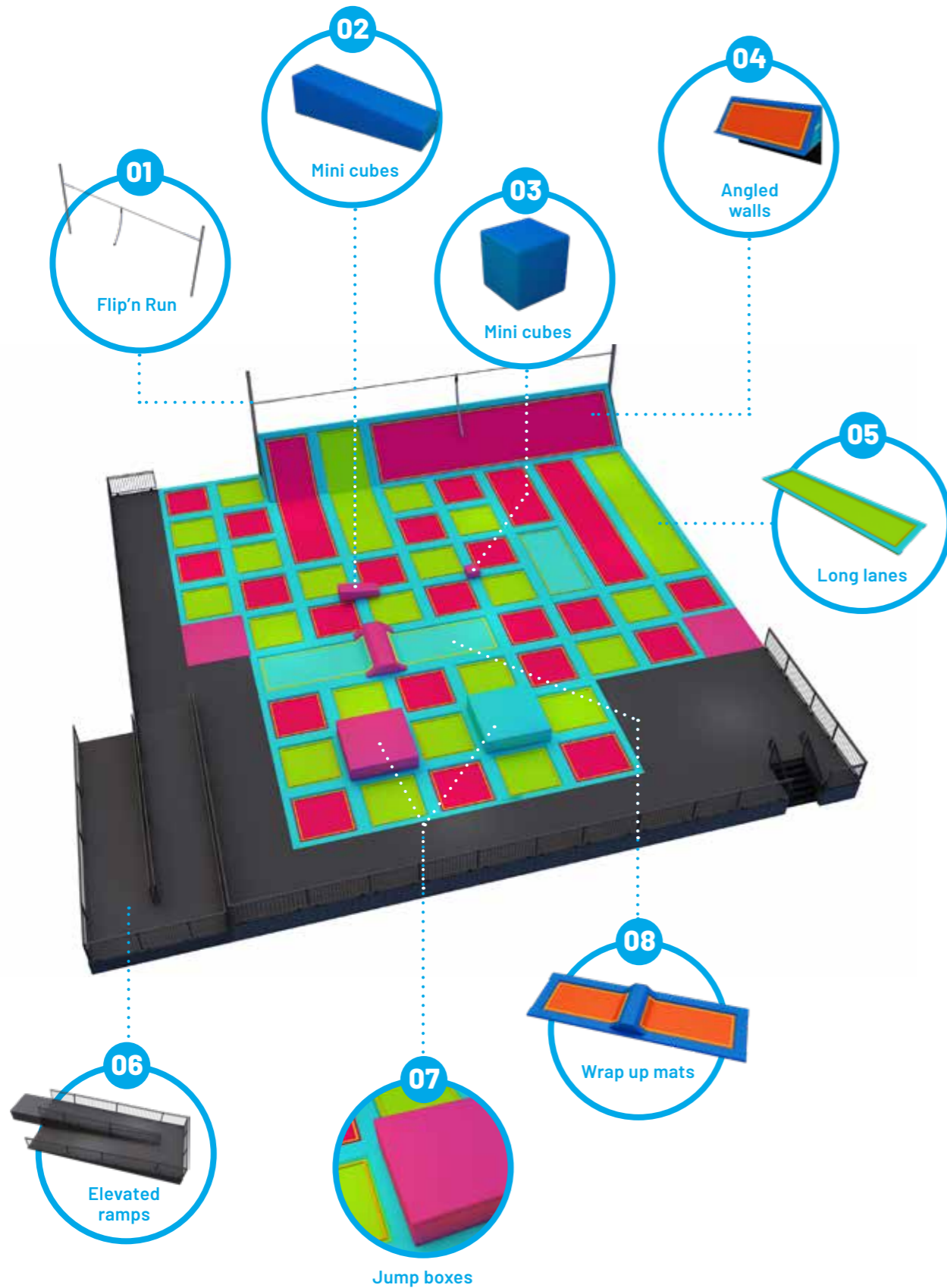


**BIG**  
over 550sqm

Capacity	70 at the same time
Number of features	Angled wall Long lane Jump boxes Flip & Run Mini cubes Slide trampoline Wrap up trampoline
Minimum area	+ 550 sqm
Budget	350€ / sqm



## Our features:



## CORE ACTIVITIES DODGEBALL

Featuring middle ramp-up surfaces and multiple styles, Xtreme Dodgeball supports mega-active play in a safe and visually stimulating space that is totally customisable to your brand and architecture.

### Key features:

- Everything is custom, we design your dodgeball court to maximise your space
- Open view with no high angle walls, which allows spectators to observe multiple games at one time


### Technical info:

Capacity per hour	270 jumpers
Staff required	1 monitor shared with other attractions
Minimum ceiling height	5.2 m
Minimum area	160 sqm

### How to customise it?



Colour Customisation  
of all the materials  
(see p.29)



Glow under  
UV light colours



Create your  
own graphics with  
our design team  
(E.g.: Your logo printed all  
around the arena)







## CORE ACTIVITIES PERFORMANCE TRAMPOLINE

Great addition to the main court, a performance Wall will provide your visitors extra bounce and power to perform tricks.

### Key features:

- The Performance Trampoline is specially designed to give the jumper more bounce power, propelling him into the air and up the wall of «walk-the-wall».
- Adapted for a more experienced jumper to perform exciting tricks (on and off the wall)
- This is a very popular attraction because of the freedom it gives jumpers to hone their skills.

### Technical info :

Capacity per hour	20 jumpers
Staff required	1 monitor shared with other attractions
Minimum ceiling height	7 m
Minimum area	30 sqm

### How to customise it?



Colour Customisation of all the materials (see p.29)



Glow under UV light colours



Create your own graphics with our design team (E.g.: Your logo printed all around the arena)



## CORE ACTIVITIES THE SURVIVOR

Try jumping over the rotating inflatable arm as the speed slowly increases! The patented attraction has earned its place as our most popular attraction. On-going innovation means it just keeps getting better.

### Key features:

- The speed control of the inflatable arm can be managed easily by the operator from a control box.
- To make sure safety is 100% controlled, whenever the arm makes contact, the clutch engages and prevents hard knocks.

### Technical info:

Capacity per hour	80 jumpers
Staff required	Monitor shared with other attractions
Minimum ceiling height	5.2 m
Minimum area	48 sqm

### How to customise it?



Colour Customisation of all the materials (see p.29)



Glow under UV light colours



Create your own graphics with our design team (E.g.: Your logo printed all around the arena)





## CORE ACTIVITIES KID'S COURT

Provide little kids with a memorable, magical, and fun experience with Kid's Court. It is safely designed to develop and engage little brains and bodies.

### Key features:

- We design your Kid's court to maximise your space and to make sure a parent or guardian remains present or can even sit close and participate.
- We suggest including an overflowing foam pit to add extra fun to the court and offer an intermediate activity for the ones who cannot jump yet!

### Technical info:

Capacity per hour	120 jumpers
Staff required	1 monitor / 32 jumpers
Minimum ceiling height	5.2 m
Minimum area	50 sqm

### How to customise it?



Colour Customisation  
of all the materials  
(see p.29)

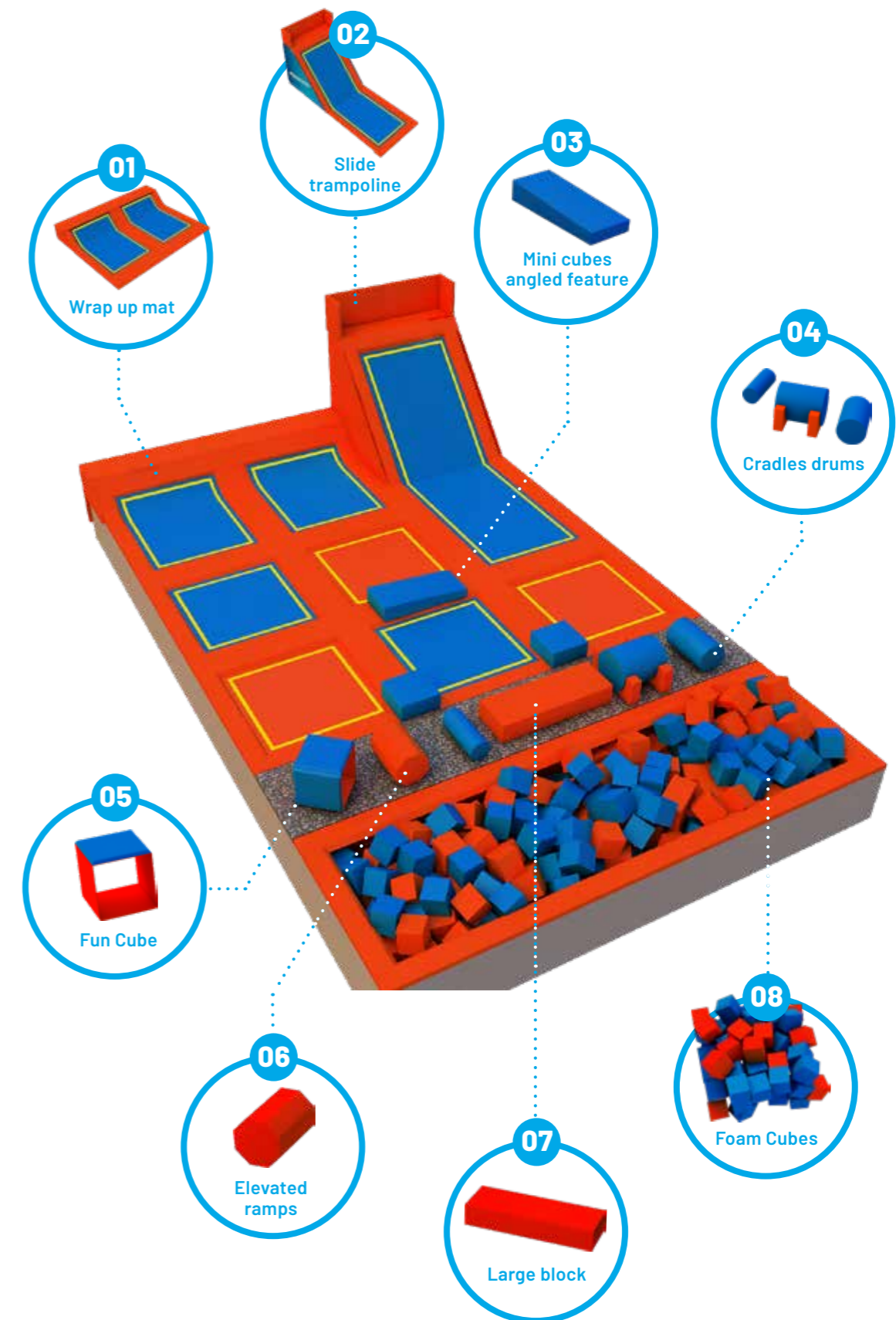


Glow under  
UV light colours



Create your  
own graphics with  
our design team  
(E.g.: Your logo printed all  
around the arena)

### Our features:





## CORE ACTIVITIES BASKETBALL COURT

This is a must-have in an essential trampoline park package. Each lane allows for high flying fun as you try to practice your hardwood skills on trampolines.

### Key features:

- Engineered to withstand commercial grade use so that children can hang off hoops
- If the space allows it, we recommend having a 2 lanes set with different heights to fit any age.
- It can be fitted with a hydraulic post that moves up and down
- It is a perfect combination with Dodgeball and Kid's court

### Technical info:

Capacity per hour	120 jumpers / lane
Staff required	1 monitor shared with other attractions
Minimum ceiling height	5.2 m
Minimum area	14.5 sqm

### How to customise it?



Colour Customisation of all the materials (see p.29)



Glow under UV light colours



Create your own graphics with our design team (E.g.: Your logo printed all around the arena)



## CORE ACTIVITIES PIT ACTIVITIES

Another essential feature of a trampoline park is the Air Bag area or Foam Pit. This area remains the most popular attraction within a trampoline park because it is something that allows you to go crazy and that you will not find at home.

### Key features:

- Flooring options: Airbag and foam pit.
- All materials have been chosen to make sure all the activity options are 100% safe
- Frame options: Stand alones and Multi pit event (see examples on the next pages)
- Featured partners: Big Air Bag



### Technical info:

Capacity per hour	Foam cubes: 150 Air bag: 200
Staff required	1 monitor shared with other attractions
Minimum ceiling height	5.2 m
Minimum area	80 sqm

### How to customise it?




Colour Customisation of all the materials (see p.29)



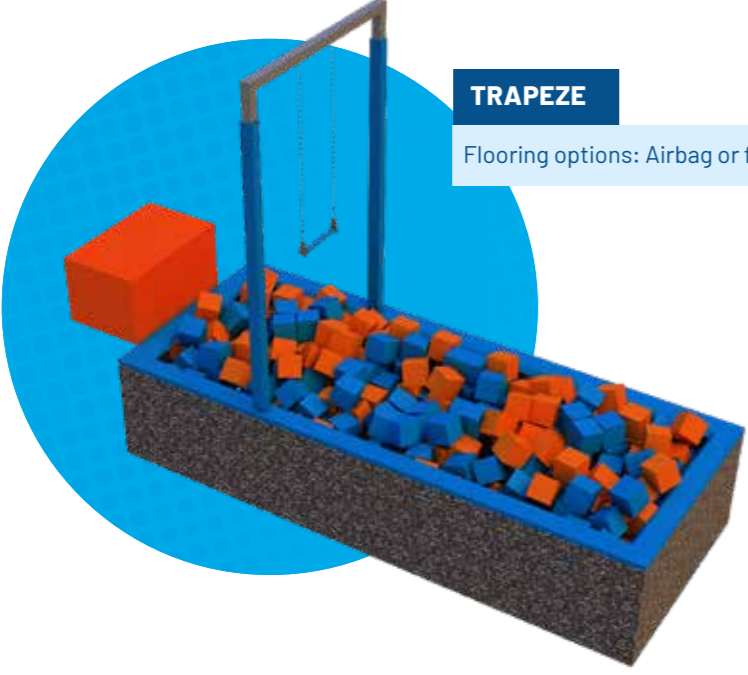
Plexiglass protection on the entry



Print your logo on the Airbag



# STAND ALONES



**TRAPEZE**

Flooring options: Airbag or foam pit



**STUN BAG**



**ZIP LINE**

Flooring options: Airbag or foam pit




**SLACK LINE**

Flooring options: Crash pad or airtrack

# MULTI PIT ACTIVITY

**MULTI-EVENT PIT 1**

Flooring options: Airbag or foam pit



Log roll



Bosu ball



Elevated battle beam

**MULTI-EVENT PIT 2**

Flooring options: Airbag or foam pit



Climbing wall



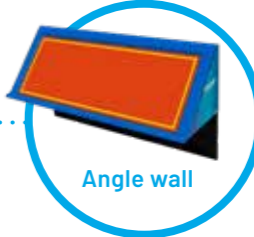
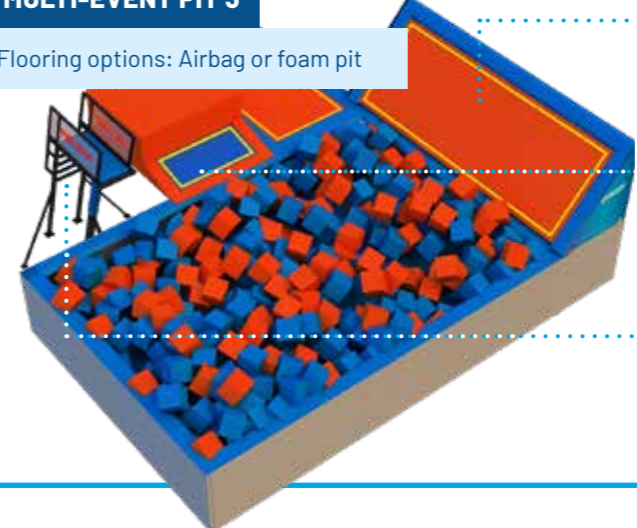
Monkey bars



Battle beam

**MULTI-EVENT PIT 3**

Flooring options: Airbag or foam pit



Angle wall



Launch pad



High jump



## CORE ACTIVITIES PARKOUR OVER TRAMPO


Give your guests the opportunity to learn the art of moving. Beginners will be able to start out without fear and the more advanced will have the opportunity to try new tricks without risk.

### Key features:

- Parkour steps (2 options)
- Padded block in different sizes
- Perfect combined with Ninja Course

### Technical info:

Capacity per hour	120 jumpers
Staff required	1 monitor shared with other attractions
Minimum ceiling height	5.20 m
Minimum area	20 sqm



### How to customise it?



Colour Customisation of all the materials (see p.29)



Glow under UV light colours



Create your own graphics with our design team (E.g.: Your logo printed on the backboard)



## INTERACTIVE GAMES

Partnering with the best, we are able to offer you a wide range of interactive games to take your trampoline activities to the next level.



## INTERACTIVE GAMES VALOJUMP



Turn your guests into superheroes with a fully automated interactive game. Your guests can select the level of difficulty and the game.

### Technical info:

Capacity per hour	20 jumpers
Minimum area	24 sqm
Flooring options	trampoline or airtrack



## INTERACTIVE GAMES REACTION WALLS



Individually or in a competitive mode, the players will score points with every correct hit, testing their reaction speed, visual alertness, hand-eye coordination and jumping accuracy.

### Technical info:

Capacity per hour	40 jumpers
Minimum area	16 sqm
Flooring options	trampoline or airtrack



### FREESTYLE DUO



### HIGH-9!



## INTERACTIVE GAMES AEROSTRIKE



Perfect for 1v1 duels, challenging players' stamina, timing and accuracy. Players compete to score the most points in 2 minutes.

### Technical info:

Capacity per hour	40 jumpers
Minimum area	16 sqm





## INTERACTIVE GAMES WALLRIDER



With 3 different game programs, WallRider is a great way to introduce Walk-the-Wall to new users, and add an extra element of challenge for the regulars.

### Technical info:

Capacity per hour 20 jumpers

Minimum area 18 sqm



## INTERACTIVE GAMES SELFIECAM



Guests can record their tricks, check it out on-screen and share it online! The last 8 recorded clips will remain on screens around the park.

### Technical info:

Capacity per hour 24 jumpers

Minimum area 9 sqm



## TRAMPOLINE COLOUR CUSTOMISATION


Make your centre unique by mixing and matching from a wide variety of colours to create your 100% custom trampoline.

13 WEBBING COLOURS


17 MAT COLOURS

16 PAD COLOURS

### Pad colours



### Mat colours



### Webbing colours



Glow under UV light colours

Take advantage of the height of your ceiling by proposing different types of fun climbing challenges that will appeal to young and old alike with the market leader in Fun Climbing.

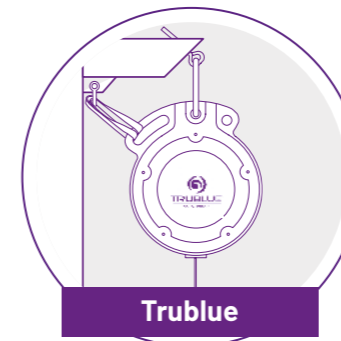
Clip 'n Climb is the creator and the market leader in the Fun Climbing industry! With over 50 unique climbing Challenges designed to stimulate several senses simultaneously, Clip 'n Climb is for everyone from 4 years upwards, regardless of climbing level.



## CLIP 'N CLIMB SAFETY IS EVERYTHING

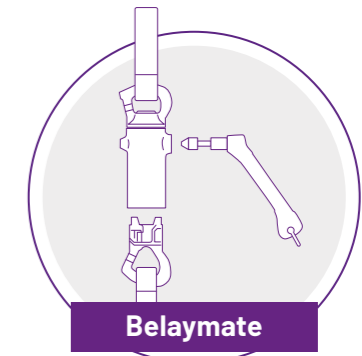


Safety is our watchword at Clip 'n Climb, and all our Challenges are designed to be hazard-free. We extensively test them before adding them to our range. We have developed safety devices and procedures to improve safety and reduce staffing costs without neglecting the visitor experience:



Trublue

The best auto belay system available on the market for complete peace of mind for climbers and operators.



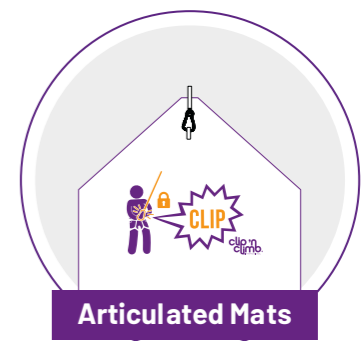
Belaymate

A clipping device to eliminate the risks of wrong attachment. The Challenge is only accessible once the climber is perfectly attached. It allows climbers to be more independent.



Safety flooring

Even if there is no specific regulation, we insist on providing you with safety surface to attenuate any impacts.



Articulated Mats

Created to control access to the Challenge, it signals its use and warns participants there is a climber above.

### Technical info:

Capacity	Staff required	Minimum ceiling height	Minimum area
1,3 person / climbing line	1 monitor / 12 climbers	6.4 m	8.5 sqm / challenge





# CLIP 'N CLIMB OUR CHALLENGES

With 3 exciting ranges and over 50 different Clip 'n Climb Challenges available in funky contemporary colours, Clip 'n Climb has huge appeal regardless of age or aptitude.



ASCENDOR



ASTROBALL



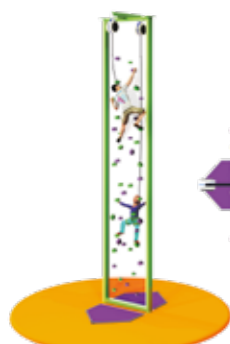
CIRCUIT BREAKER



COOL BANANAS



DARK TOWER




FACE TO FACE



H COMBO

STEELWORKS




DOME CHIMNEY



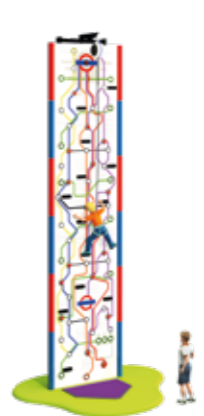
JUNGLE GYM



LEAP OF FAITH



STAIRWAY TO HEAVEN



TIME TRAVELLER



TWISTER




VERTICAL DROP SLIDE



LEAD WALL



BOULDER



SPEED WALL



ALIENS



AMAZING



BIG CHEESE



CHAMPION'S SERIES



CAVING LADDER



CHECKERPLATE



CLOUD 9



CORNERED



DETONATOR



DIAMONDS



DRY ICE



HEXED



JUNGLE VINES



LIGHTNING CRACK



MORSE CODE



ORBITAL



PIXETRON



RED SQUARE



SPEED CLIMB



SKYSCRAPER



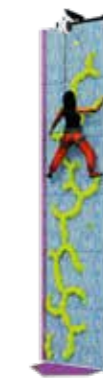
SPAGHETTI JUNCTION



THE CRAG



TREE TRUNK



TRIFFID



VELCRO



ZIGG ZAGG

## PRIMA CHALLENGES



BLOCS SPIRALES PINBALL PING SMILEY FIZZURE ILLUSION KORAL POLARIZED TRIGG



## BOULDERING

The most effective climbing wall to incorporate into your park is the bouldering wall, which we can also modify to make a traverse wall. The height is limited so guests do not have to wear harnesses. Easy to do, this activity will suit all your customers.

### Technical info:

Capacity	1 climber (climbing line) every 90cm
Staff required	1 monitor / 12 climbers
Min ceiling height	2.5 m
Minimum area	18 sqm



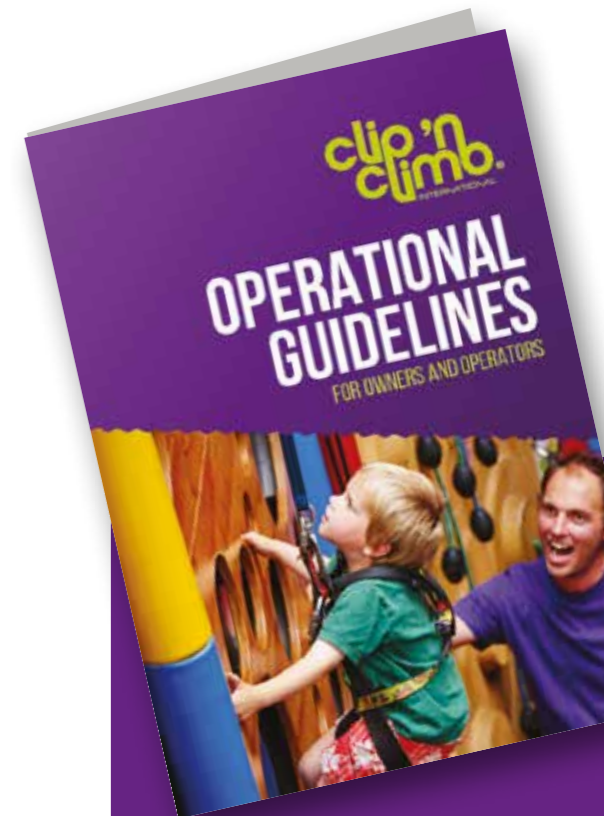
## CLIP 'N CLIMB MARKETING SUPPORT

As a member of our Clip 'n Climb global community, investors benefit from direct access to a full support plan from your project building to equipment and maintenance. A dedicated extranet is at your disposal to connect with Clip 'n Climb owners to share tips, ask for recommendations and download all the materials.

### Brand support:



- Brand Licensing
- Brand Guidelines and Social Media Guidelines
- Tools:
  - Collaterals: climbing passes, loyalty cards, posters...
  - Website and booking system (Our online booking system has proven extremely popular with users)
  - Proven marketing strategies and tips



Support before, during and after sales can be managed on a local basis.

## 2 adventure zone examples:

From 3 Challenges up to more than 50 lines, the possibilities are infinite to create your Clip 'n Climb area.

Here are some examples to give you some ideas:



### CORNER

#### Example configuration

- 7 challenges
- 9 lines
- 15 climbers

Pixetron | Big Cheese | Cornered Aliens | Spaghetti Junction  
Astroball | Cool Bananas



7,9m x 7,9m = 62 m<sup>2</sup>  
Available ceiling height = 8m

### STAND-ALONE

#### Example configuration

- 8 challenges
- 11 lines
- 22 climbers

Big Cheese | Face to Face Twister | Aliens with lights  
Dry Ice | Stairway to Heaven  
Pixetron | Leap of Faith



12,7m x 16,4m = 208 m<sup>2</sup>  
Available ceiling height = 8m

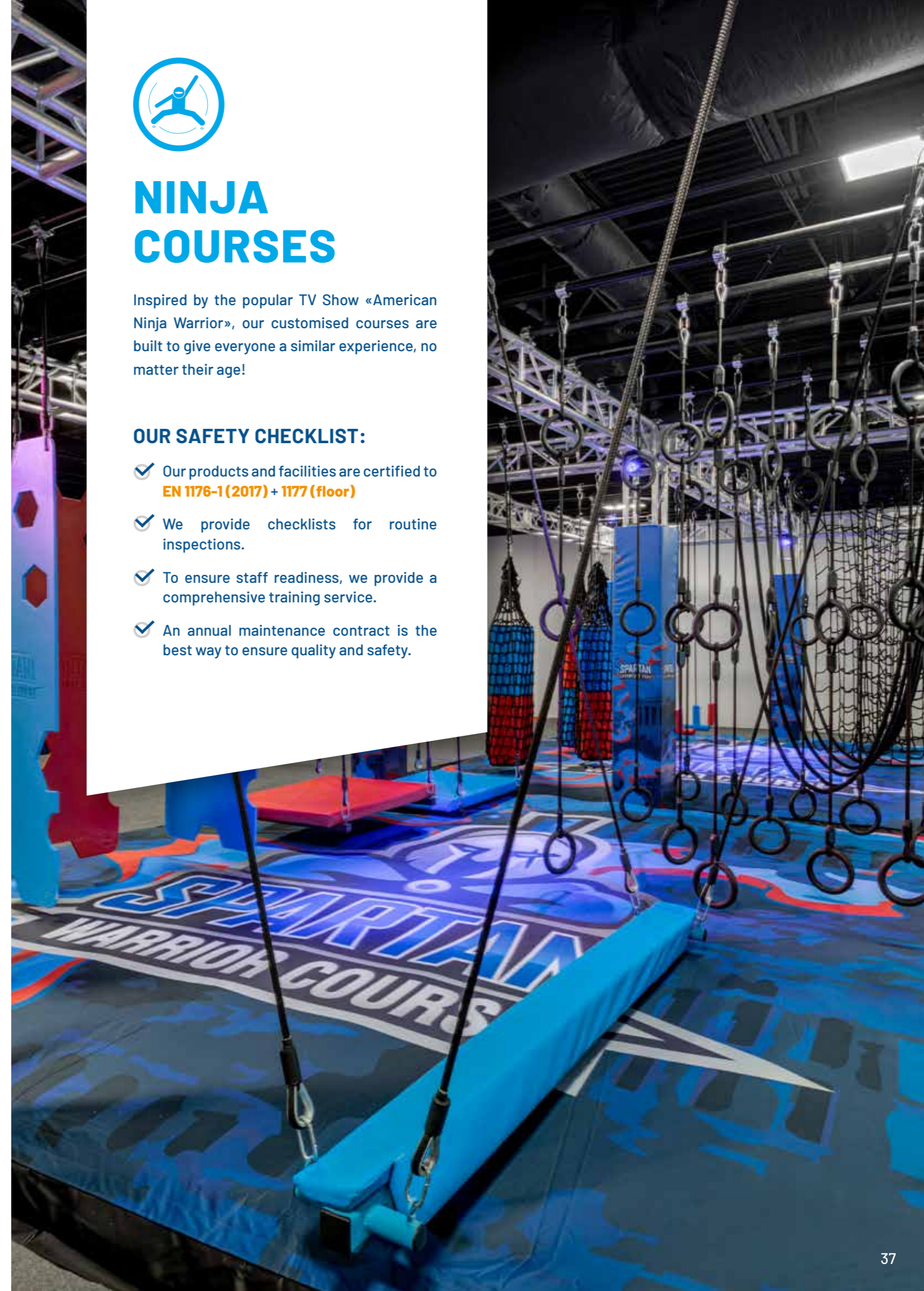


## NINJA COURSES

Inspired by the popular TV Show «American Ninja Warrior», our customised courses are built to give everyone a similar experience, no matter their age!

### OUR SAFETY CHECKLIST:

- ✓ Our products and facilities are certified to **EN 1176-1 (2017) + 1177 (floor)**
- ✓ We provide checklists for routine inspections.
- ✓ To ensure staff readiness, we provide a comprehensive training service.
- ✓ An annual maintenance contract is the best way to ensure quality and safety.



## Key features:

- Metal tube structure or Aluminium trussing
- Half section available
- Sold by unit
- Different exits possible: fireman post, ladder, airbag
- Different types of landing surfaces: **foam cubes, airbag, crash pads.**
- 2 different types of height:
  - Ground based course over a foam pad. This is the only course available for the upper deck course.
  - Elevated course over an air-bag or a foam pit

## Technical info:

Capacity	Staff required	Minimum ceiling height	Minimum area
120 players	1 monitor shared with other attractions	4.4 m	20 sqm / section

## How to customise it?



Colour Customisation of all the materials (see p.43)



Glow under UV light colours



Create your own graphics with our design team



LED lights and signs



80 obstacles to choose from

## Add interactivity to your Ninja:



### TriggerTrac

Give your ninja run a whole new lease of life and create a real buzz in your park with this interactive timer! The fastest wins!



### NinjaPods

Individually or as a team member, build up a big score as you climb, swing and jump around the ninja frame.



## Render examples:

There are countless possibilities to create your own arena. The most important thing is to think about your target and how big you want your area to be.


Here are some examples to give you some ideas.

Capacity	2 kids per section
Minimum area	20 sqm / section


NINJA OVER AIRBAG



NINJA OVER CRASH PADS



2-STOREY NINJA



NINJA OVER FOAM CUBES



**Our features:**

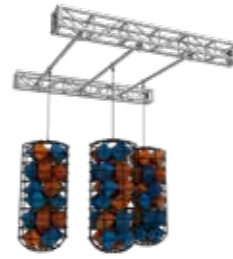
**Easy - ROOKIE LEVEL**



**BONZO BARS ASSY**




**CANNON BALL ALLEY**



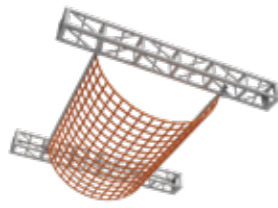
**CARGO BAGS**




**CARGO CURTAINS**



**CARGO NET CLIMB**



**CARGO ROOF**



**CARGO TRAVERSE**



**CARGO TUBE**




**DJ POLES**



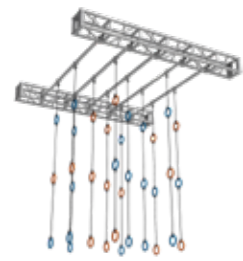
**FLOATING BRIDGE**



**INCLINE LADDER**



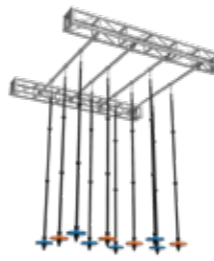
**LADDER MAZE**



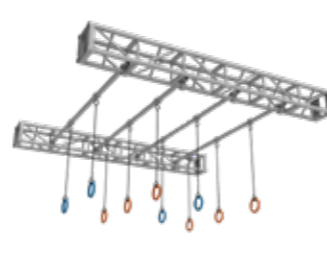
**RING STRINGS**



**ROPE BRIDGE**



**SEA OF DISKS**




**SEA OF RINGS**



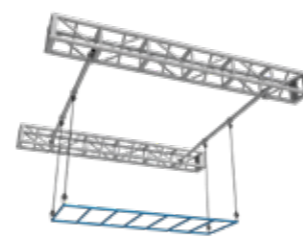
**BOSU BALL BRIDGE**



**BOSU BALL**



**PARKOUR BRIDGE**




**SUSPENDED LADDER**

**Easy - ROOKIE LEVEL**



**PARKOUR STEPS**



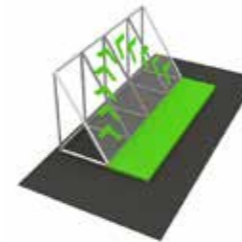
**BALANCE BEAM**




**TRAVERSE CLIMB**



**CARGO BAG ALLEY**




**GRAVITY DEFIER**




**LAVA PODS**



**LAVA ROCKS**




**PARKOUR PODS**



**HOPPING BEAMS**



**TRANSPARENT WALL**



**XL ELITE PARKOUR STEPS**




**STEPS GAUNTLET**

**Our features:**

**Medium - ACE LEVEL**



**BOULDER BOXES**



**TRIPLE TRAVERSE**



**INCLINE DECLINE TRIPLE TRAVERSE**

**Our features:**

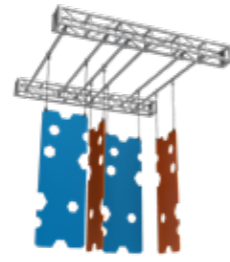
Medium - ACE LEVEL



GROUND LOG RUN




PUNCHING BAGS



CHEESE DOORS ASSY



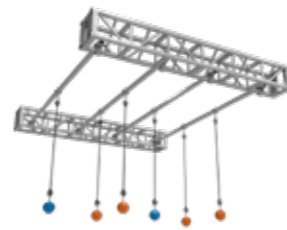
FLOATING BEAM




CANNONBALL CATAPULT




SEA SAW BRIDGE



SEA OF PLANETS



CASCADES 8



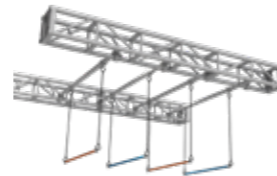
MONKEY SWING



TILTED TUBE



TILTING FRAME




TRAPEZE BARS




TUBE HANG



TUBE STEPS



UFOs



ELITE PARKOUR STEPS



LOG ROLL



SUSPENDED BRIDGE



TRAPEZE SWING



GRIP ROLLER COASTER

**Our features:**

Medium - ACE LEVEL



HANGING SILKS



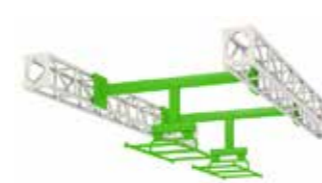
HARD TURN



ROPE BRIDGE



TRIPLE TRAVERSE V2



TILTING MONKEY BARS



WARPED TRIPLE THREAT




WARPED WALLS



LATERAL LOG ROLL

**Our features:**

Hard - PHENOM LEVEL



BODY PROP 10



HANGING POLES




SEA OF POLES




SKY SPIKES



SPIDER WALL



TENDERIZER



UNSTABLE DOORS



TILTING TRAVERSE

**Our features:**

Hard - PHENOM LEVEL



METAL ROCKER



HANGING ROLLERS



LEAP LINE



MASTER CLIMB



ROTATING BASKETS



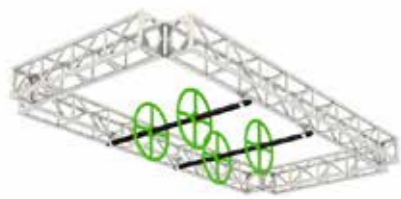
ROW ALLEY



SEA OF CONES



SPINNING DROPS



STEERING WHEELS



SWINGING VINE



SWINGING SUNRISE

# NINJA COLOUR CUSTOMISATION

Make your centre unique by mixing and matching from a wide variety of colours to create a 100% custom ninja course.



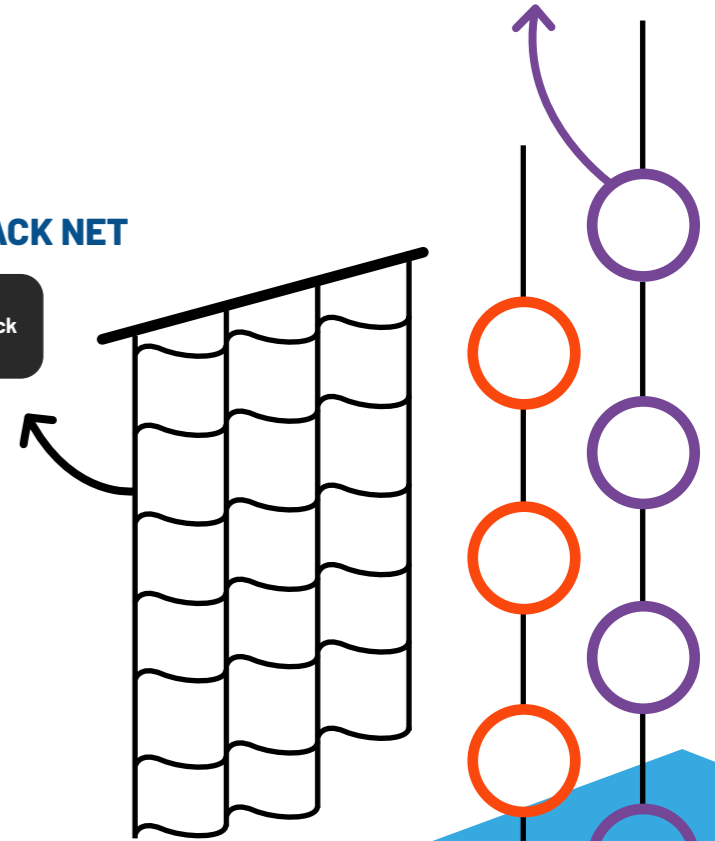

UNLIMITED OBSTACLE COLOURS

**Pad colours**

Beige	Black
Dark Blue	Orange
Lime Neon Green	Purple
Dark Green	Yellow
Turquoise	Grey
Light Blue	White
Red	Pink
Neon Orange	Neon Yellow

Glow under UV light colours

BLACK NET



16 PAD COLOURS





# ROPES COURSES

Take advantage of your otherwise wasted space by increasing your capacity and set your park off from the rest. It may just be the advantage that you need in a competitive market.

Treat your guests to mid-air obstacles reminiscent of climbing through treetops, looking down on the world below.

## OUR SAFETY CHECKLIST:

- ✓ Our products and facilities are certified to **NF EN 15567-1 + A1**
- ✓ We provide checklists for routine inspections.
- ✓ To ensure staff readiness, we provide a comprehensive training service.
- ✓ An annual maintenance contract is the best way to ensure quality and safety.

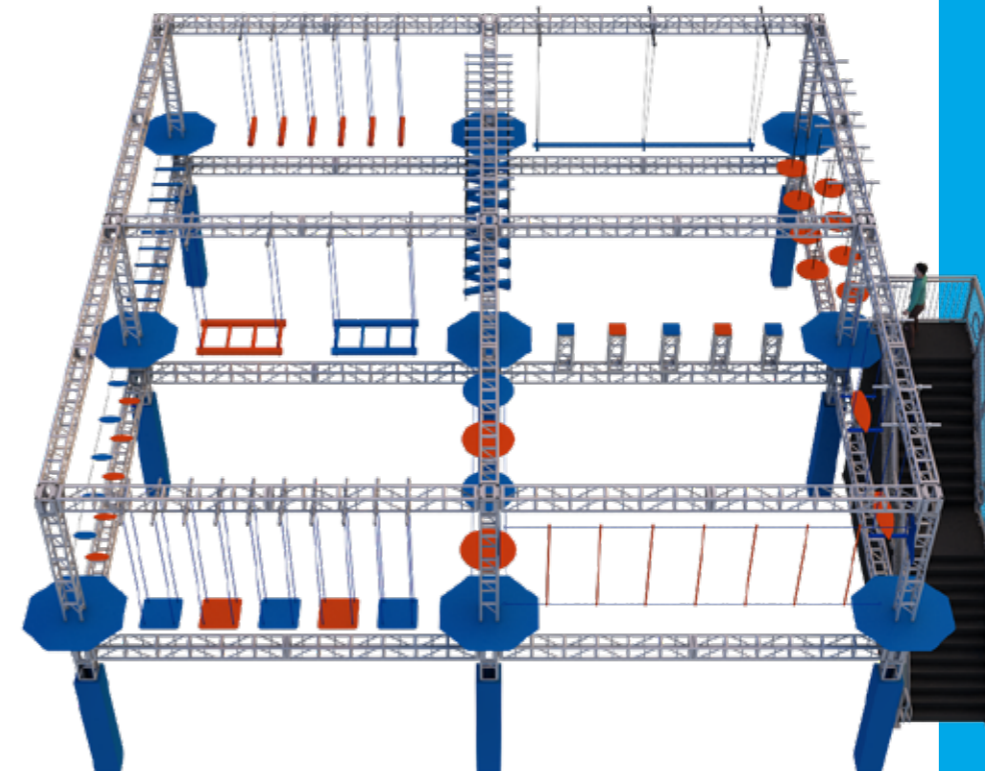


## Key features:

- Aluminium trussing
- Modern look and feel
- Zip Line integrated within the belay system
- Uses safe roller continuous belay system
- Can be installed above your other attractions

## Technical info:

Capacity per hour	100 jumpers
Staff required	1 monitor
Minimum ceiling height	7.3 m
Minimum area	20 sqm



## How to customise it?



Colour Customisation of all the obstacles materials



Glow under UV light colours



Create your own graphics with our design team (E.g.: Branded protection)



LED lights and signs



Timing system



20 obstacles to choose from



### 3 ropes course examples:

There are countless possibilities to create your own arena. The most important thing is to think about your target and how big you want your area to be.

Here are some examples to give you some ideas.

**STAND ALONE**

Capacity 2 kids / obstacle

Number of features (add-ons) 20 obstacles

**OVER NINJA COURSE**

**OVER TRAMPOLINE**


### Our features:



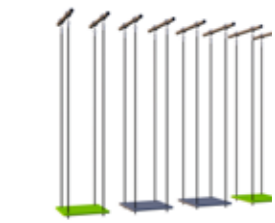
**BALL BRIDGE**



**BLOCK SWING**



**ROPE BRIDGE**



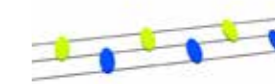
**FLOATING BRIDGE**



**BOARD BRIDGE STEP**




**CIRCLE SLACK LINE**



**ELIPSE SLACK LINE**



**SPINNING STEPS**



**VERTICAL CARGO NET**



**FLOATING DISK**



**PONTOON BRIDGE**



**SURF BOARD**



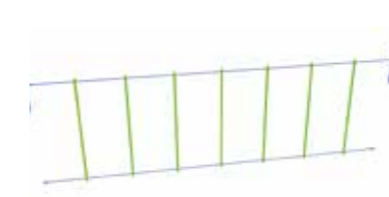
**FLOATING BEAM**



**LOG ROLL**



**PEDESTAL STEP**



**TWISTED LADDER**



**ZIG ZAG**



# FREEDOM GAMING

Freedom Gaming is a team game designed to encourage teamwork. The objective for each team is to score as many points as possible by hitting as many pods before the time is up. The pods will be placed at different heights, which will encourage the groups to work as a team to get the highest points!


## OUR SAFETY CHECKLIST:

- ✓ Our products and facilities are certified to **BS EN 1176**, **BS EN 8409** (netting), **BS EN 1562** and **1563** (steel), and **BS EN 3424** (PVC) standards.
- ✓ We provide checklists for routine inspections.
- ✓ To ensure staff readiness, we provide a comprehensive training service.
- ✓ An annual maintenance contract is the best way to ensure quality and safety



## Key features:

- Reception area: 3 sizes (2 teams, 4 teams or 6 teams)
- Fibreglass components and plastic slides are available in a range of colours.
- Optional add-ons: LED Lights, upgrade slides/tunnels to fibre glass (artwork available), theming



## How to customise it?



Team numbers  
2, 4 or 6



Layout  
adaptable to any  
size space



Choose from  
18 activities



LED lights  
and signs



Theming



Game mode:  
Team or free play

## Technical info:

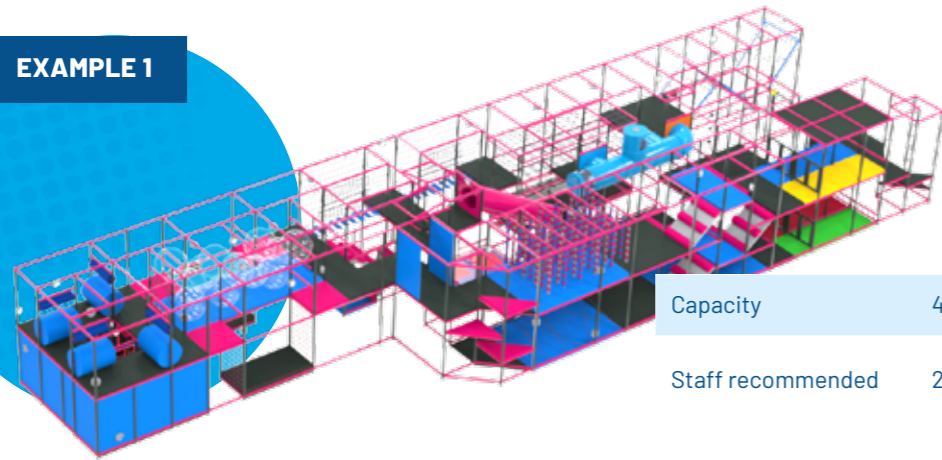
Staff required	Duration	Minimum area
1 to 3 (depending on size)	5, 10, 15 min	10m x 6m x 4.5m

### 3 Team mode examples:

There are countless possibilities to create your own arena. The most important thing is to think about your target and how big you want your area to be.

Here are some examples to give you some ideas.

EXAMPLE 1

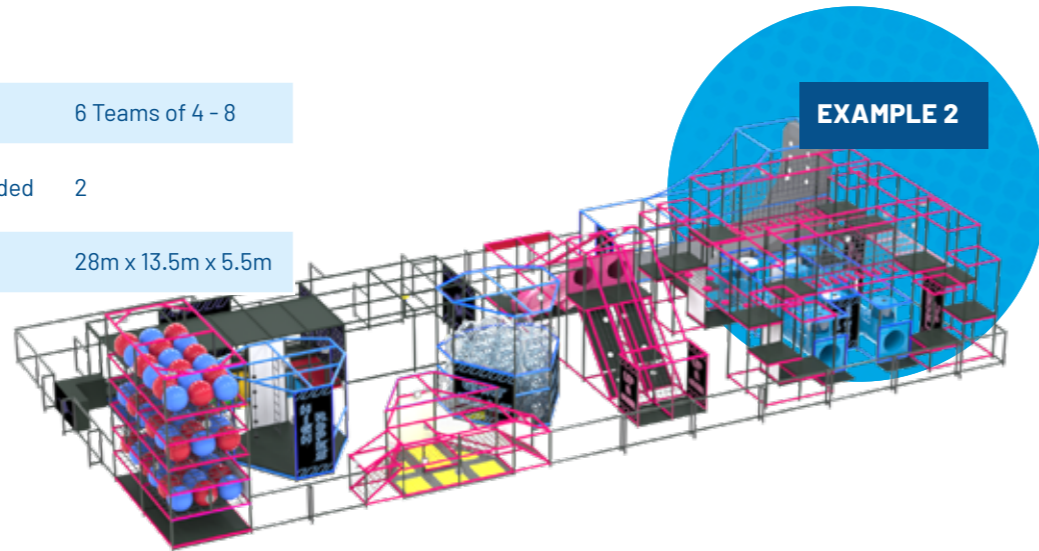


Capacity 4 Teams of 4 - 12  
Staff recommended 2 or 3

Capacity 6 Teams of 4 - 8

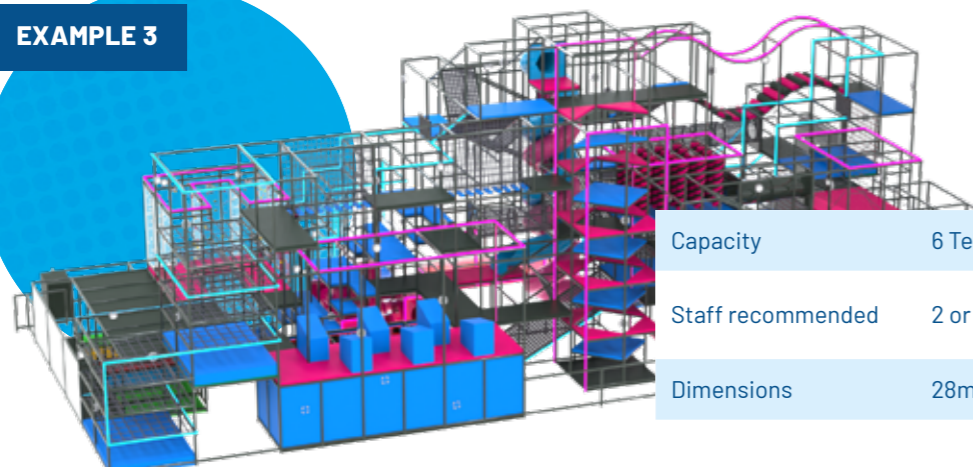
Staff recommended 2

Dimensions 28m x 13.5m x 5.5m



EXAMPLE 2

EXAMPLE 3



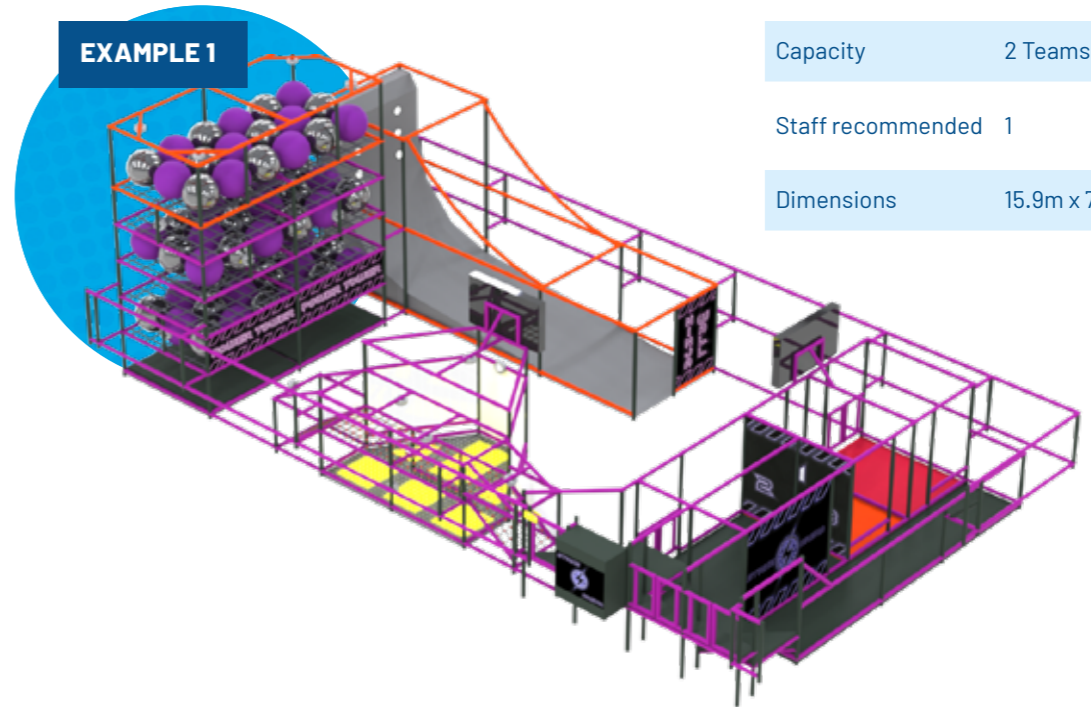
Capacity 6 Teams of 4 - 14

Staff recommended 2 or 3

Dimensions 28m x 13.5m x 10m

### 2 Free Game mode examples:

EXAMPLE 1

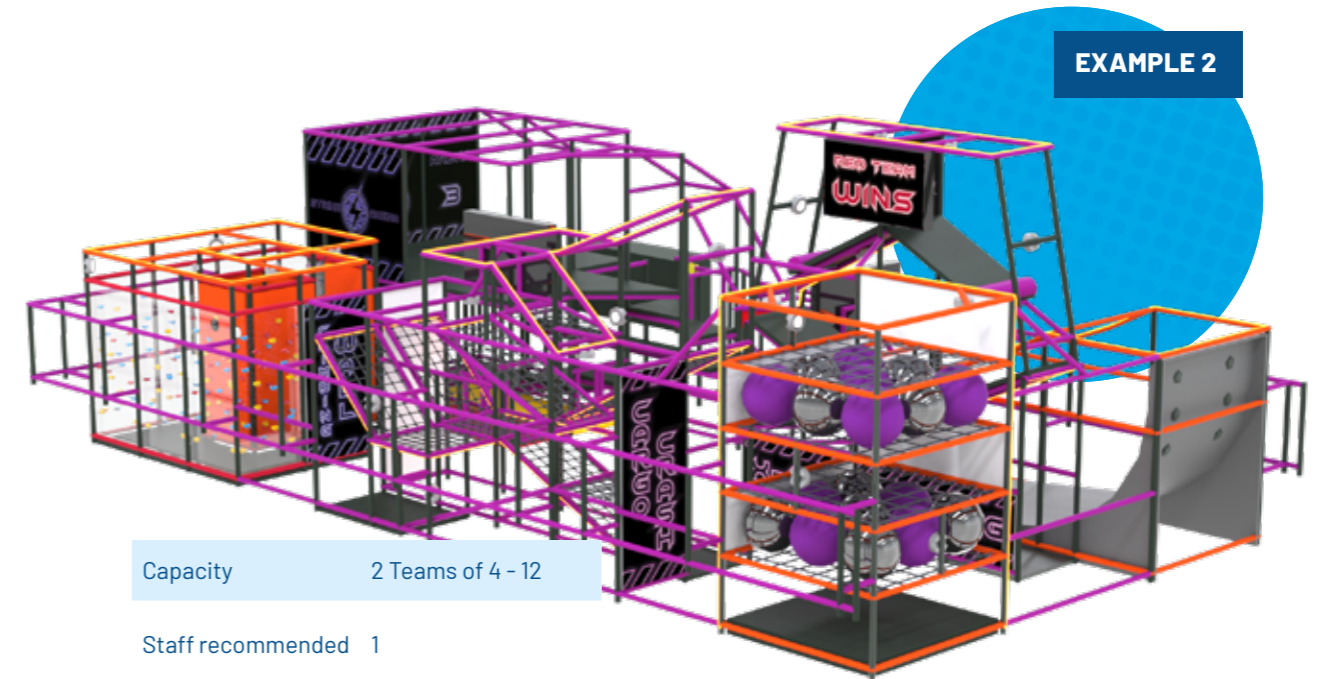


Capacity 2 Teams of 4 - 10

Staff recommended 1

Dimensions 15.9m x 7.9m x 5.5m

EXAMPLE 2



Capacity 2 Teams of 4 - 12

Staff recommended 1

Dimensions 15.9m x 7.9m x 5.5m

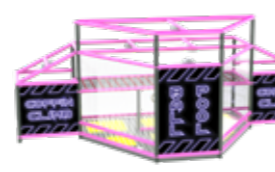
## Our features:



BACKWARDS TUBES



BAG BLITZ




BALL POOL - COFFIN CLIMB



BUNGEE RUN




CARGO CRASH



CLIMBING WALL



GIANT BALLS



GIANT ROLLERS



HIGH ROPES



LEVEL UP



MIRROR MAZE



NINJA WALL




PIPE NETWORK



POWER TOWER



ROPE INCLINE



SNAKE FOREST



UP AND OVER



X-WING

### Colour customisation Mix & match!

Blue

Fuchsia

Green

Orange

Violet

Red

Yellow



## SOFT PLAY

Designed to develop and engage little brains and bodies. Built for durability and safety so you can create a magical experience for kids and bring your brand to life.

Add an Indoor Playground attraction to your park and give kids under 8 a memorable adventure experience.

### OUR SAFETY CHECKLIST:

- ✓ Our products and facilities are certified to **EN 1176-1 (2017) + 1177 (floor)**
- ✓ We provide checklists for routine inspections.
- ✓ To ensure staff readiness, we provide a comprehensive training service.
- ✓ An annual maintenance contract is the best way to ensure quality and safety.

## Key features:

- Custom-made attraction
- Sustainability and long life products
- Quality Hand stitched artwork and creative design
- Ability to design to multiple specifications and standards
- Family run business with personal approach
- Optional add-ons: LED Lights, interactive games and activities, sensory products
- Safety Pads - Polyurethane soft foam wrapped in vinyl cover

## Technical info:

Staff required	Minimum ceiling height	Minimum area
1 monitor	4.5 m	2.44m x 2.44m x 1.2m

## How to customise it?



LED lights and signs



Layout from ground level to 10 levels



Choose from 24 activities



Theming Branding



Standard or Premium Specifications




## Our Standard Softplay zones:

There are countless possibilities to create your own arena. The most important thing is to think about your target and how big you want your area to be.

Here are some examples to give you some ideas.

EXAMPLE 1



Target Age Group	0 to 8
Capacity per hour	101
Dimensions	13.4m x 6.1m x 4.5m

EXAMPLE 2



Target Age Group	2 to 6
Capacity per hour	31
Dimensions	4.88m x 4.88m x 3.9m

EXAMPLE 3



Target Age Group	5+
Capacity per hour	231
Dimensions	11m x 24.4m x 5.2m

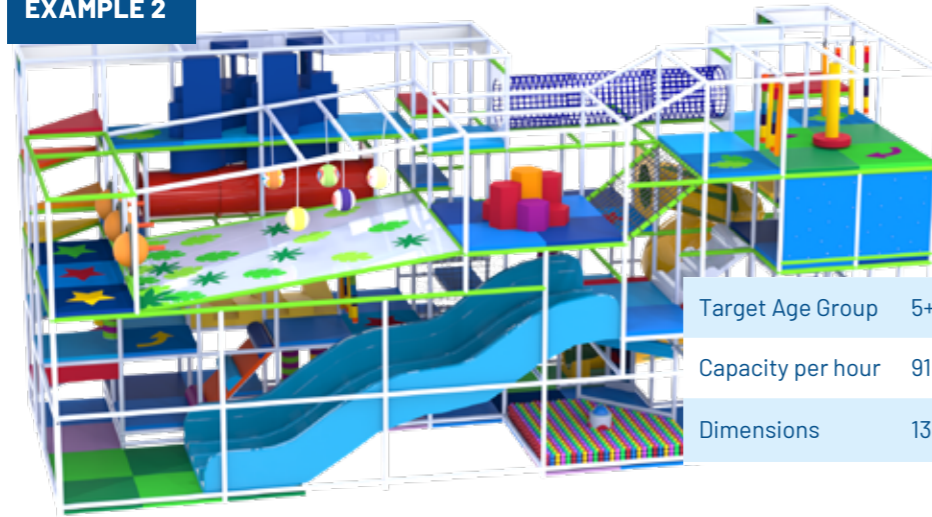
## Our Premium Softplay zones:

EXAMPLE 1



Target Age Group 0 to 5  
Capacity per hour 25  
Dimensions 7.32m x 3m x 2.6m

EXAMPLE 2



Target Age Group 5+  
Capacity per hour 91  
Dimensions 13.4m x 4.88m x 6m

EXAMPLE 3




Target Age Group 0 to 5 ; 5+  
Capacity per hour Baby/Toddler - 207;  
Junior - 300  
Dimensions Baby/Toddler:  
13.4m x 14m x 3.6m  
Junior:  
20.7m x 20.7m x 7.6m


## Our features:




4 LANE ASTRA SLIDE




BALANCE BEAM WITH MONKEY BARS



BALL POOLS




CANNONS



CARGO NETS



CHICANE MIRRORS




CRAWL TUNNELS



DOUBLE HELIX



DROP SLIDE



GAMES ROOM WITH PLAY PANELS




HEX DRUMS



HUMPS



LOG BRIDGE



V BRIDGES



QUAD BLOCKS



SKY POD GAME



SPIDERS WEBS



SPINNERS



SPIRAL SLIDE




STAGE

## Our features :



STALAGMITES



WEDGES



WEDGE BOARDS



SOFT PLAY SHAPES

## SOFT PLAY COLOUR CUSTOMISATION

Make your centre unique by mixing and matching from a wide variety of colours to create a 100% custom softplay.

**18 VINYL COLOURS**

### Vinyl colours



## INTERACTIVE GAMES





## INTERACTIVE GAMES VALOCLIMB



Thanks to our partners Valo Motion, we are able to offer you the most advanced augmented climbing wall: Valo Climb. It merges the idea of video game play with physical fitness. This technology makes the fun endless for all your guests.

### Technical info:

Capacity per hour	Staff required	Min. ceiling height	Minimum area
20 players	1 monitor shared with other attractions	2.5 m	19 sqm



## INTERACTIVE GAMES VALOARENA



Playing together with a group of friends is the most fun and rewarding way to be active. To answer the need for more social and fun interaction, our partner Valo Motion has created ValoArena, an active exhilarating gaming experience for groups!

### Key features:

- An unattended 6-player mixed-reality playground that offers high throughput with no wearable headsets and no wires.
- The games are 3 to 5 minute long, and are meant for the whole family.
- The games offer activities and social fun for people with diverse skill levels and ages.
- Players simply walk in, choose between multiple games, and then play.

### Technical info:

Capacity per hour	Staff required	Min. ceiling height	Minimum area
72 players	none	3.1 m	64 sqm







# INTERACTIVE GAMES TRAILBLAZER

By   
rugged.interactive

Players will be able to test their agility, scoring points by pressing the illuminated grips as they climb the easy-to-hold grips and comfortable foot-holes for trampoline socks. Can be played individually or up to 8 players at a time!

## Technical info:

Capacity per hour	20 players
Staff required	1 monitor shared with other attractions
Min. ceiling height	2.5 m
Minimum area	20 sqm



# INTERACTIVE GAMES AGENT FACTORY

By   
INTELLIGENT ENTERTAINMENT

Agent Factory is a new and groundbreaking entertainment game for groups. A team will challenge themselves in a series of interactive tasks that combine fitness, observation, action and handiness!

**Inside the game,** teams can choose difficulty, see their time remaining, win/lose messages.

**Outside the missions,** the players can see the game objectives, statics and real-time availability.

## Technical info:

Capacity	Staff required	Target group	Minimum number of missions
70-90 players	For 20 rooms: 2-3 game masters + 1 receptionist	9 - 60+ years old Team building Birthday parties	10



# INTERACTIVE GAMES POWERPLAY

By   
rugged.interactive

With its flashing targets, exciting sound effects and fast-paced gameplay, PowerPlay is perfect for team games. Featuring electronic scoreboards tracking each goal scored and displaying the winning team and with a one-touch start button to launch the 4-minute game, it is easy to use.

## Technical info:

Capacity per hour	40 players
Staff required	1 monitor
Min ceiling height	7.3 m
Minimum area	40 sqm





# ADVENTURE PARK EXAMPLES

Wondering what your park can look like regarding your building size and budget? Have a look at some examples below.



## Adventure park – 20m x 20m

- 01 Main Court
- 02 Air Bag
- 03 Ninja course
-  Clip 'n climb

### Info:

→ Building size recommendation:  
**650m<sup>2</sup>** including offices, birthday rooms, bathrooms, cafeteria

Capacity:  
**60 users** per hour



#### CLIP 'N CLIMB AREA INCLUDES

- ✓ 8 Challenges
- ✓ Harnesses
- ✓ Helmets
- ✓ TrueBlue
- ✓ Design
- ✓ Project Management
- ✓ Installation

#### ATTRACTION PARK INCLUDES

- ✓ 3D colour renderings
- ✓ Artistic & Graphic design
- ✓ Customised attraction park layout
- ✓ Project Management
- ✓ Installation
- ✓ Raised flooring
- ✓ Railings and Stairs
- ✓ Nets
- ✓ Padded walls
- ✓ Glow trampolines
- ✓ Airbags from BigAirBag
- ✓ Rugged Interactive units

## Adventure park – 32m x 25m

### Clip 'n climb

- 01 Reaction Walls
- 02 Multi-event pit
- 03 Parkour
- 04 Ninja Course
- 05 Log Roll
- 06 2 Basketball courts
- 07 Main Court
- 08 Racing Zipline

### Info:

- Building size recommendation: **1,300m<sup>2</sup>** including offices, birthday rooms, bathrooms, cafeteria

Capacity:  
**106 users** per hour



#### CLIP 'N CLIMB AREA INCLUDES

- ✓ 13 Challenges
- ✓ Harnesses
- ✓ Helmets
- ✓ TrueBlue
- ✓ Design
- ✓ Project Management
- ✓ Installation

#### ATTRACTION PARK INCLUDES

- ✓ 3D colour renderings
- ✓ Artistic & Graphic design
- ✓ Customised attraction park layout
- ✓ Project Management
- ✓ Installation
- ✓ Raised flooring
- ✓ Railings and Stairs
- ✓ Nets
- ✓ Padded walls
- ✓ Glow trampolines
- ✓ Airbags from BigAirBag
- ✓ Rugged Interactive units

## Adventure park – 40m x 30m

- 01 Performance Trampoline
- 02 Super tramp
- 03 Racing Zipline
- 04 Kids court
- 05 Main court
- 06 Multi-event pit
- 07 Multi Entry Foam pit
- 08 Trapeze bar
- 09 SelfieCam
- 10 AeroStrike
- 11 The Survivor
- 12 Ropes Courses
- 13 ValoJump
- Clip 'n climb

### Info:

- Building size recommendation: **2,000m<sup>2</sup>** including offices, birthday rooms, bathrooms, cafeteria

Capacity:  
**132 users** per hour




#### CLIP 'N CLIMB AREA INCLUDES

- ✓ 12 Challenges
- ✓ Harnesses
- ✓ Helmets
- ✓ TrueBlue
- ✓ Design
- ✓ Project Management
- ✓ Installation

#### ATTRACTION PARK INCLUDES

- ✓ 3D colour renderings
- ✓ Artistic & Graphic design
- ✓ Customised attraction park layout
- ✓ Project Management
- ✓ Installation
- ✓ Raised flooring
- ✓ Railings and Stairs
- ✓ Nets
- ✓ Padded walls
- ✓ Glow trampolines
- ✓ Airbags from BigAirBag
- ✓ Rugged Interactive units
- ✓ Valo Jump Unit
- ✓ Harnesses
- ✓ Safe Roller for Ropes Course

# REFERENCE EXAMPLES




**AUX ATELIERS**  
Besançon - France



**RUSH STAVANGER**  
Stavanger - Norway



**CLIP 'N CLIMB**  
Ipswich - UK



**SPARTAN FORT SMITH**  
Fort Smith - USA



**DIX31**  
Toulouse - France



# TESTIMONIALS



## PAWAN PARBHU – Director of flux freestyle Jumping

« Designing a park with **Fun Spot** for us was a huge benefit. A lot of the other designs that we had seen from other manufacturers in the industry were very regimented and I think we genuinely saw a third to forty percent increase in the potential capacity... »

« The colours and the graphics in our park were really important to us. We really wanted to open a park with a solid, strong brand so people recognized who we were and didn't associate us with other parks and for us the colours and the graphics were completely bespoke process. We took a lot of time to try and create what we wanted and **Fun Spot** were happy to sort of revise edits over and over and over until we were completely happy with a look and fell of the space. »



## RICHARD SIMPSON – Managing director of Gravity force

« My advice for anyone who's looking to set up their own park, and are considering different manufacturer is you can't beat a supplier like **Fun Spot** who have such a great track record. They are genuine experts in their field. »

« Fun Spot provides us with great quality equipment which is important for two main reasons. Safety being the first. (...) Also ongoing maintenance costs (...) – when you buy quality it means that the replacements don't need to be done as often and we are able to keep those maintenance costs to minimum »

« We see them (Fun Spot) as a partner rather than a supplier who helped us get the park right »



## CHRIS ADKINS – Owner, Servier Air

« **Fun Spot** was the only choice for us to challenge our local trampoline competition. **Fun Spot** allowed us the option to fully customize and equip our park with the latest technology. Not only did we get a beautiful park, but the **Fun Spot** team made the process painless in every phase of our build. »



## JEREMY HALL – Director, Rebound UK

"**Fun Spot** did everything to perfection! I can't tell you how comforting it was to know that my questions would be answered within 24 hours. My park has been open for some time now, and I cannot say enough great things about the build quality. The manufactured structure and softer components are beautiful and reliable. I honestly can say that **Fun Spot** made my park better than I could have ever imagined."



## DUSTIN PELLETIER – Owner, Big Air Spartanburg

"When we chose Fun Spot, we chose American made parts and labour. It was a breath of fresh air to know that I was their top priority from start to finish. Building a park can be stressful, but **Fun Spot** made it, well – fun and exciting. I've started a lifelong relationship with everyone that helped with our park."



## DARREN HEDGES – Director of Air Hop in UK, Germany and Sweden

"We had a trampoline that was damaged. I called up Fun Spot on a Wednesday afternoon, they made the trampoline that evening, shipped it the next day, and by Friday lunch time it was fitted and repaired."



## BETHANNE BROWNING – Owner of The Factory

"**Fun Spot** sent a trainer to help me as I opened this first park. I really didn't know what to expect and they sent someone to help me. She helped me train my staff and just kind of showed me how to run a trampoline park – every aspect of it. That was very, very helpful when you are starting out in this industry."



CONTACT US FOR MORE INFORMATION!

[sales-eu@funspot.com](mailto:sales-eu@funspot.com)



**CONTACT US  
TO DISCUSS  
THIS PROMISING  
OPPORTUNITY**



**FUN SPOT ●**

**sales-eu@funspot.com - tel. +33 9 71 07 79 49**