

**INTAMIN**

# Product Overview





### LSM Launch Coaster



Explosive accelerations, steady cruising speeds, ground breaking maneuvers and near miss elements for a perfect thrilling experience granted by the strongest LSM drive system on the market. Available in a single or multi launch, swing and/or dueling configuration.



### Giga Coaster



Record-breaking heights with blistering speed, airtime and fast transitions.



### Mega Coaster



Going big in height, speed, airtime and g-forces. Available with inversions.



### Ultra Coaster



Medium-size coaster packed with airtime – every coaster enthusiast's dream.



### Family Coaster



Next-generation family coaster resulting in a fun experience.



### Mine Train Coaster




The classic coaster that will never go out of style.



### Multi Dimension Coaster



Coaster with different, most unique track elements and special features.



### Reverse Free Fall Coaster



Unique weightless free fall journey, with forward-backward seating.



### Surf Rider



Acceleration, spinning and weightlessness at different heights. Different capacities available.



### Impulse Coaster



Suspended coaster with vertical free falls, multiple launches and twists.



### Suspended Coaster



Dangling feet at high speeds, fast inversions and even LSM launches.



### Suspended Family Coaster



Family-friendly with almost all features of the thrill version. Available with launch.



### Zac Spin Coaster



Intense flipping, eye-catching, space-saving ride, with launch option.



### Hot Racer



Single-rail track in combination with launch(es), dueling sections and trains with inline seating.



### Spinning Coaster



Spinning with different seating possibilities: back to back, face to face or floorless. Launches and inversions possible.



### Family Spinning Coaster



Family experience with (controlled and free) rotating vehicles. Launch(es) and special track features possible.



### Vertical Lift Coaster



Exciting configurations paired with a unique vertical lift system (LSM or chain).



ATV

### Family Launch Coaster



Friction wheel driven launches for a genuine first acceleration followed by one or more booster sections. Close to the ground track to enhance the feeling of speed for a true family attraction.



Jet Ski



### Wing Coaster



Passengers on the outer seats with feet in the air, experiencing airtime and speed.



### Multi Inversion Coaster



Dynamic ride providing multiple inversions, utilizing the most comfortable trains.



### Indoor Coaster



Exciting, fast-paced indoor coaster suitable for the entire family.



### Wooden Coaster



Unique wooden track design for speeds and elements others can hardly achieve.



### Ultra Surf



LSM-powered airtime machine with unpredictable spins, weightlessness and optional water features.



### Water Coaster



A coaster and a water ride in one, featuring height, speed, splashes and a vertical lift.



## Roller Coasters

Widely regarded as the key attraction in any amusement or theme park, many types of roller coasters have been developed by **INTAMIN** to provide thrills and excitement for all ages. This product line is and will continue to be refined by **INTAMIN** on a mission to always set new limits.

Some of the worldwide achievements reached so far are:

- Highest and Fastest Roller Coaster
- Fastest Multi Launch Coaster
- Fastest Catapult Drive (LSM)
- Longest Launch Coaster
- Strongest LSM Launch
- Highest Number of Track Intersections (116 times)
- Several further World Records and numerous Global Awards
- Red Dot Award for Track Design «Best of the Best» 2021



Flume Ride 4



Flume Ride 6



Flume Ride 8



Reverse Flume Ride

### Flume Ride



With a completely flexible layout configuration, **INTAMIN** can create a unique ride experience using any combination of down chutes, special effects and theming for a true family attraction.



### Water Coaster



A coaster and a water ride in one, featuring height, speed, splashes and a vertical lift.



### Hyper Splash



Bow-shaped tandem vertical lift providing an extra thrill before getting soaked and creating an amazing wave.

■ Family ■ Family Thrill ■ Thrill ■ Insane



Rapids Ride 8



Rapids Ride 9



Rapids Ride 12



Rapids Ride Vertical Lift

### Rapids Ride



Invented by **INTAMIN** in 1979, the Rapids Ride is a must-have ride for any amusement park. This ride never delivers the same ride twice, and it is fun for all ages. Even more thrills can be added, such as a vertical lift or a down-chute splash with more unique features to come.



### Mega Splash



Impressive heights, speed and huge waves for getting riders and spectators sprayed by a water blast.



### Ultra Splash



LSM-powered water ride with an aesthetic structure combining acceleration and speed, forward and backward, with a splash.

■ Family ■ Family Thrill ■ Thrill ■ Insane



Spillwater 12/20



Spillwater 20 Inclined Lift



Spillwater Vertical Lift

### Spillwater



This high capacity attraction can feature any number of down chutes and special effects which make this ride a hit among all ages. Available with inclined or vertical lift.



### Giga Splash



The water ride icon equipped with rotating lift, featuring record-breaking drops and massive waves.



### Slow Boat Ride / Tow Boat Ride



The boat ride provides the impression of floating free while being guided by submerged booster pumps or an underwater cable.

■ Family ■ Family Thrill ■ Thrill ■ Insane



## Water Rides

As the inventor of the Rapids Ride water ride with the vast experience on all different kinds of water rides and inspired by different roller coaster technologies, **INTAMIN** is able to offer exceptional water ride experiences ranging from a lazy river to the most thrilling elements, such as wild rapids, boat chutes, turntables, whirlpools, vertical lifts and backward runs. **INTAMIN** is at the forefront of the most advanced technologies and always researching the next level of excitement.

Based on its intensive experience, **INTAMIN** has developed its own computer model software for water hydraulic simulations recreating layout profiles and inputs. Applying this technology will result in the design of optimized attractions for ensuring highest customer satisfaction.



Sky Jump 16

### Sky Jump



Riders experience the exact same feeling of skydivers, with their head facing down to the ground before finally getting back in vertical position when they open their parachute for a soft landing.



Sky Jump 32



Multi & Giant Drop 4



Four different ride alternatives in one structure! Sit down, sit & tilt, floorless & tilt and stand up & tilt.



Giant Drop 8



Eight passengers share an amazing view as they wait for a breathtaking weightless surprise.



Giant Drop on Building



Placed on the side of a tower or integrated into a new building, these installations will provide a whole new level of thrill.



Parachute Tower



The high-speed up and down movements can satisfy the smallest thrill seekers or adults wanting to have fun with their kids.

Family Family Thrill Thrill Insane



Ring Drop 20

### Ring Drop



This ride combines the pleasant feeling of a panoramic tower with the white-knuckle experience of a free fall, an unusual and exciting mixture.



Ring Drop 36




Ring Drop 65



Gyro Drop 30

### Gyro Drop



The seating ring structure rises and rotates slowly around the tower to give passengers a good all-around view of the surroundings before experiencing a breathtaking free fall.



Gyro Drop 40



Super Gyro Tower



Offering different heights and capacities, the Super Gyro Tower cabin gently raises and lowers while rotating to deliver a magnificent view. The walkable cabin is available with one or two levels in a seating and stand up configuration.

Family Family Thrill Thrill Insane



Giant Wheel 120 / 8

### Giant Wheel



Available from 80 to 165 meters of height with cabins of 8 or 15 passengers, guests are provided with an unforgettable experience in a comfortable and climate-controlled setting.



Giant Wheel 120 / 15



Coaster Wheel 35

### Coaster Wheel



This unique wheel design combines panoramic views with exciting movements created by cabins travelling along an elliptic track with sudden acceleration and swings.



Coaster Wheel 45




Giant Wheel on Building



This attraction can be installed at the top or integrated into the facade of a building delivering a new architectural concept.



Flying Island



Passengers are lifted into the sky being offered astonishing views, in a rotating open-air or climate-controlled cabin on a pivoting arm.

Family Family Thrill Thrill Insane



## Observation & Vertical Rides

From an iconic giant wheel to the most thrilling and tallest drop tower, **INTAMIN** can offer the most extensive variety of vertical rides and observation attractions on the market along with some of the most interesting applications on buildings and raising structures.



## Round Rides & Immersive Rides

State-of-the-art technologies are used to guarantee the most impressive performance on **INTAMIN** rides for thrill seekers in any amusement or theme park. Fully-immersive rides are also developed considering the most current projection systems including 3D format and augmented reality experiences.



### Tourbillon

Giant thrilling gyroscope spinning and flipping around all axes.



### Gyro Swing

Weightless sensation and high g-forces mix on a swing and spin rush.



### Bounty

The classic swinging ship with the perfect dimensions and movements.




### Suspended Twin Hammer

Forward-backward fast looping experience with dangling feet.



### Dome Ride Theater

Immersive 360° journey for 80 passengers with rotating and tilting movements.



### Ultra Tower

Media-based motion simulator combined with the thrills of a drop tower.



### 360 Fly Adventure

Unique movements and special effects for a matchless immersive ride.



### Dark Ride System

Specialized multi-motion cars combined with simulator technologies for action journeys, suspended vehicles for flight-settings and boats for water-based environments.



## Monorail Systems

The monorail is not only a modern and comfortable means of transport, but also an advanced transportation system which can easily cope with high passenger volumes. **INTAMIN**'s monorail systems feature elegantly designed trains and unique stations which serve to enhance the attractiveness and beauty of resorts, tourist environments and cities. From an elevated level, the passengers are able to enjoy a great view of their surroundings.

- High transport volumes
- High average speed, superior to road transport of tramways
- Fully automatic, driverless operation
- Low investment costs compared to other means of transport
- Trains run silently on the track



### Monorail P6

A unique sight-seeing experience for exhibitions or large tourist events. A perfect solution for sightseeing in parks and tourist environments.



### Monorail P8

An affordable transport system for the medium and light transport capacity segment. Elegant trains provide passenger transport at an enhanced comfort level.



### Monorail P30

The P30 Monorail is designed for modern and efficient public transportation. It provides a fast service with high passenger volumes, capable to link city spots, resort venues or even airport terminals.

# INTAMIN



## INTAMIN AMUSEMENT RIDES INT. CORP. EST.

[www.intamin.com](http://www.intamin.com) · [info@intamin.com](mailto:info@intamin.com)

Landstrasse 126 T +423 237 03 43  
9494 Schaan · Liechtenstein F +423 237 03 40

## INTAMIN TRANSPORTATION LTD.

[www.intamintransportation.com](http://www.intamintransportation.com)  
[info@intamintransportation.com](mailto:info@intamintransportation.com)

Landstrasse 126 T +423 237 03 63  
9494 Schaan · Liechtenstein F +423 237 03 60

## USA · INTAMIN LTD.

810 Cromwell Park Dr. · Suite L, Glen Burnie · MD 21061 · USA ·  
T +1 443 354 4570 · F +1 443 233 1011 · [info@intaminltd.com](mailto:info@intaminltd.com)

## USA · INTARIDE LLC.

810 Cromwell Park Dr. · Suite L, Glen Burnie · MD 21061 · USA ·  
T +1 443 354 4570 · F +1 443 233 1011 · [info@intaridellc.com](mailto:info@intaridellc.com)

## CHINA · INTAMIN CHINA

Room 401-5 · Hongqiao Lih Pao Plaza Building No.2 · No. 159  
Shenwu Road · Minhang District · Shanghai 201106 · China ·  
T +86 21 64 02 68 96 · [info@intamin.com](mailto:info@intamin.com)

## JAPAN · INTAMIN CO., LTD.

Daiwa Ogikubo Building 5-26-13 Ogikubo · Suginami-ku · Tokyo  
167-0051 · Japan · T +81 353 47 43 15 · [info@intamin.co.jp](mailto:info@intamin.co.jp)

## KOREA · INTER AMUSEMENT CO., LTD.

No. 614 · 56 Seolleung-ro 90-gil · Gangnam-gu ·  
135840 Seoul · Republic of Korea · T +82 234 54 13 02  
[interamusement@gmail.com](mailto:interamusement@gmail.com)

## SWITZERLAND · INAUTEC GMBH

International Automation Technology · Verenastrasse 37 ·  
8832 Wollerau · Switzerland · T +41 44 786 92 92  
[info@inautec.com](mailto:info@inautec.com)

## SWITZERLAND · INTAMIN AG

Verenastrasse 37 · 8832 Wollerau · Switzerland ·  
T +41 44 786 91 11 · [info@intamin.com](mailto:info@intamin.com)

## GERMANY · INTAMIN BAHNTECHNIK UND

BETRIEBSGESELLSCHAFT MBH & CO KG  
Dierdorfer Strasse 18 · 56584 Rüscheid ·  
Germany · T +49 263 99 31 00 · [info@intamin.de](mailto:info@intamin.de)