



LEAD SCAN TOOL GUIDE

How to Scan

*once you purchase the lead capture tool you can scan badges of all visitors at your stand via the Connexions365 app

Download The Connexions365 App

iOS:

<https://apps.apple.com/id/app/connexions365/id6723882005>

Android:

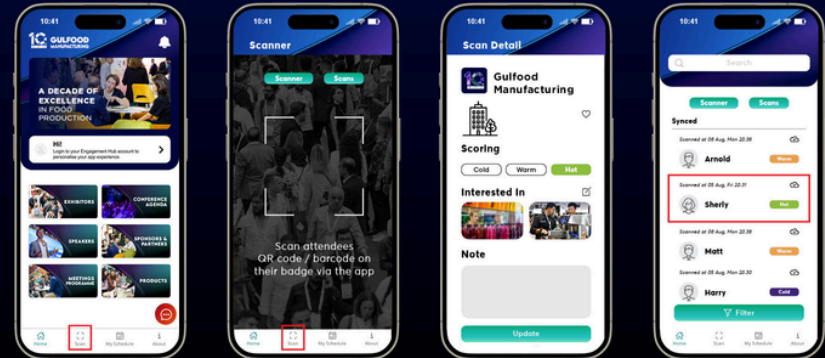
<https://play.google.com/store/apps/details?id=com.jublia.gmg2024a>

DOWNLOAD the App Now to
access the Lead Capture Tool



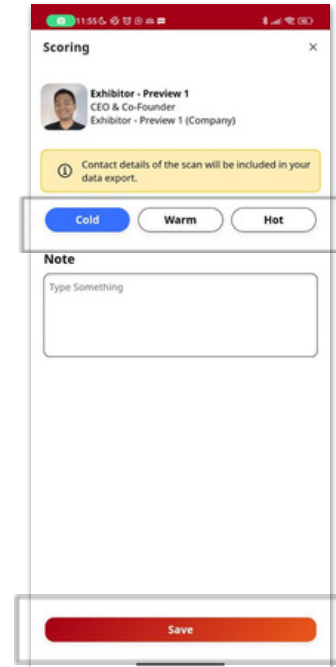
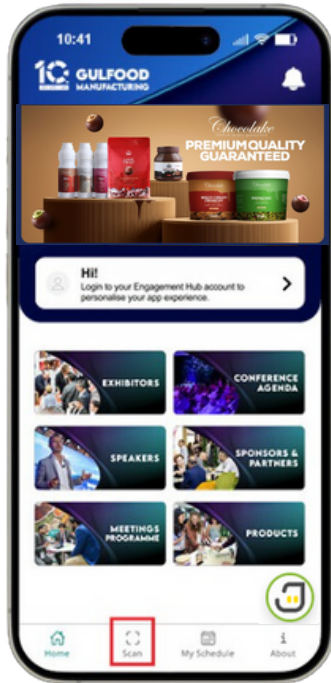
DOWNLOAD THE APP

AND FOLLOW THE BELOW STEPS TO ACCESS THE TOOL

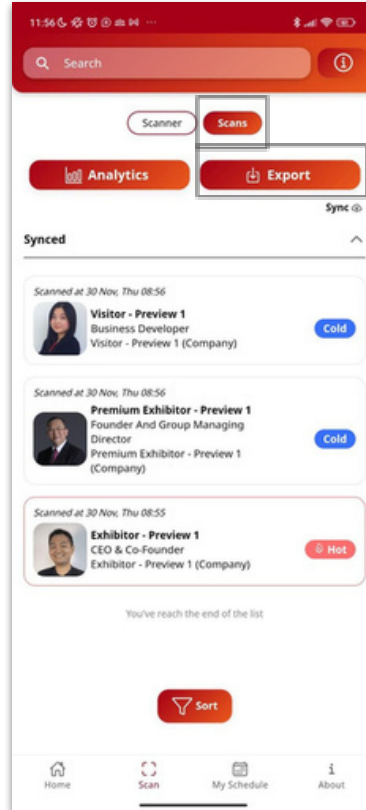


Once logged into the app

Click on the scan button to scan badges of all visitors during the show



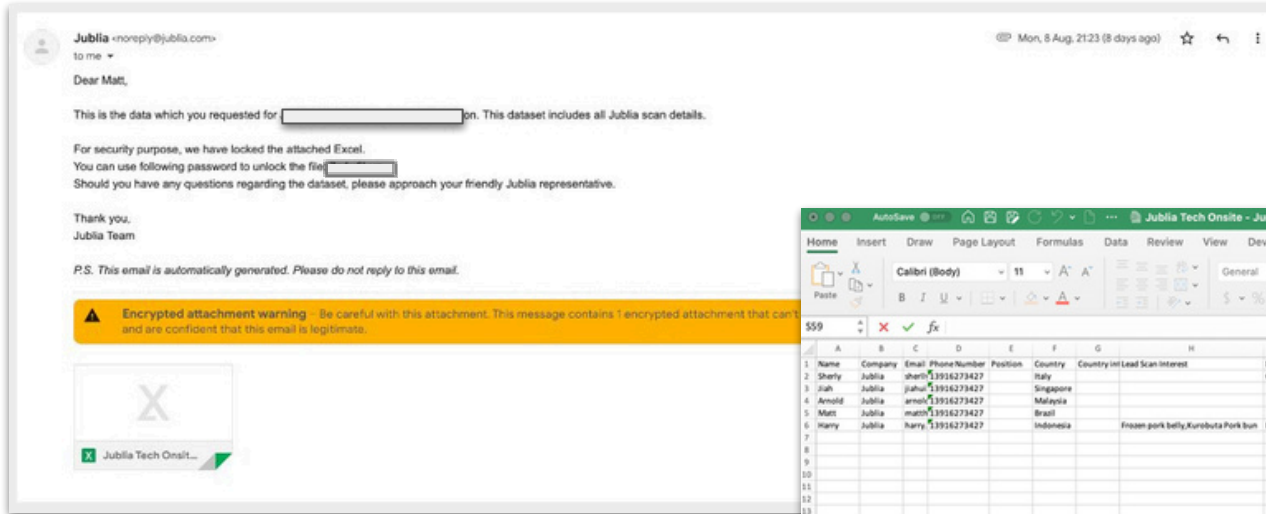
How To Manage & Export The Scanned Lead



Note:

- The exported file will be sent to your registered email address.
- Export button will only be available for the main Premium exhibitor account
- Swipe the lead to left and click Delete button to delete the lead.
- The exported file will only contain leads scanned during the span of the Event from 05-07 Nov. Any QR codes scanned outside of these dates won't be shown in the export.

Export The Scanned Lead



AutoSave | Jublia Tech Onsite - June 2022 Edition - Scan Details (08 Aug 2022, 13_22)

	A	B	C	D	E	F	G	H	I	J	K	L	M	N	O	P	Q	R	S
1	Name	Company	Email	Phone Number	Position	Country	Country Int	Lead Scan Interest	Notes	Score	Scanned By	Scanned On							
2	Sherly	Jublia	sherly	13916273427		Italy			Good Exh	Hot	Matt	20-13, 05 Aug							
3	Jah	Jublia	jah	13916273427		Singapore				Warm	Matt	20-24, 05 Aug							
4	Arnold	Jublia	arnold	13916273427		Malaysia				Cold	Matt	20-28, 05 Aug							
5	Matt	Jublia	matt	13916273427		Brazil				Hot	Matt	20-29, 05 Aug							
6	Harry	Jublia	harry	13916273427		Indonesia		Frozen pork belly, Kurebuta Pork bun	Double Interest	Warm	Matt	20-18, 08 Aug							

Lead Scan Report

For further information email us at Connexions@jublia.co
