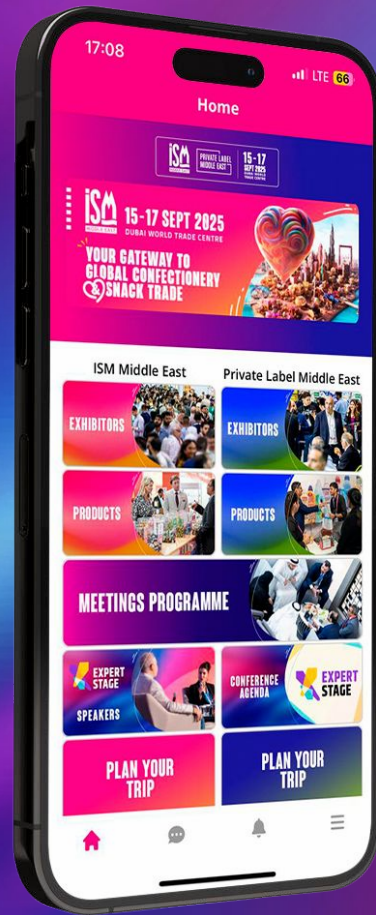




PRIVATE LABEL
MIDDLE EAST

JustNetwork

MOBILE APP & WEB APP GUIDE



MOBILE & WEB APP KEY FEATURES

1. CATALOGUES & LISTS

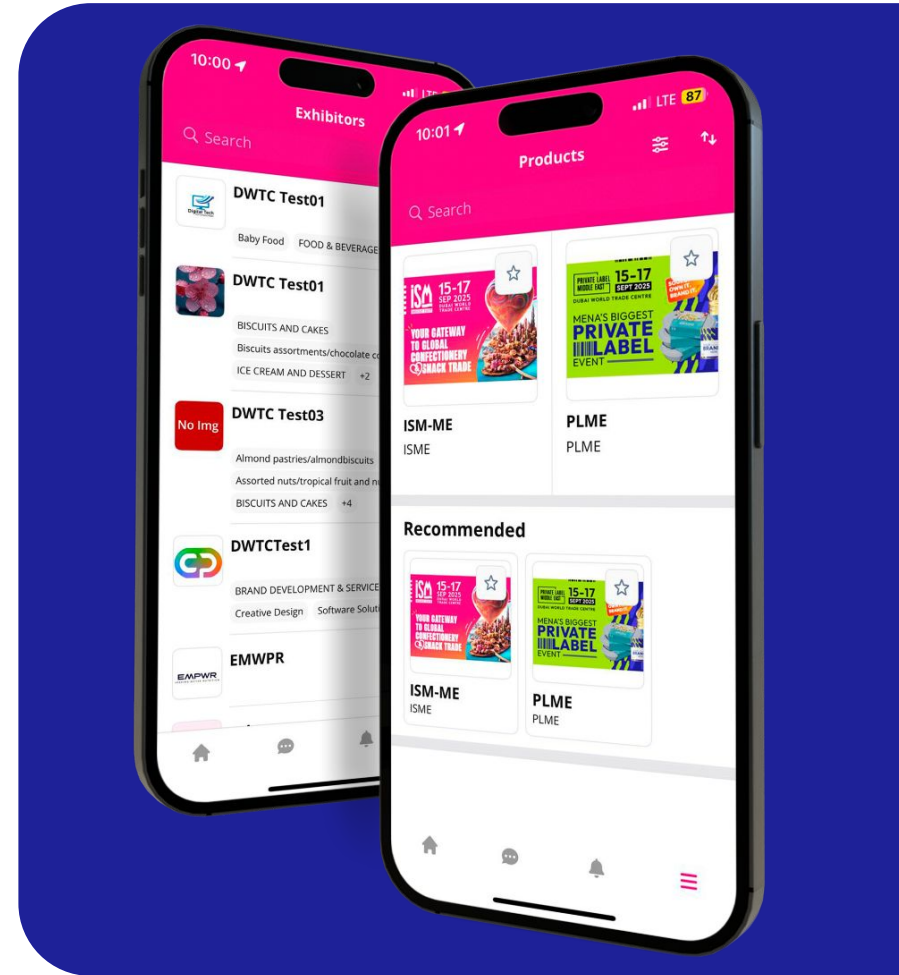
- Products and Exhibitor search, use filters
- Browse and favorite sessions, view speakers, and rate sessions you've attended

2. NETWORKING & SESSIONS

- Internal messaging & Matchmaking
- Agenda (sessions and meetings)
- Capturing leads via lead scanner

3. ON-SITE


- QR code scanning of attendees' badges, visitor ratings/notes, export of scans
- Printed Badge: every attendee can have a printed badge, which can be used for lead retrieval, with a scannable QR code
- Digital Badge: every attendee can have a digital badge which can be used for lead retrieval, with a scannable QR code



GETTING STARTED

DOWNLOAD THE ISME-PLME MOBILE APP

- Download JustNetwork 2025 Mobile App from the App Store, Google Play Store or App Gallery
- Search JustNetwork 2025, and download the app on your device
- Or please scan the QR-code below and download your JustNetwork mobile app



QR-code



Available on the
App Store



GET IT ON
Google Play



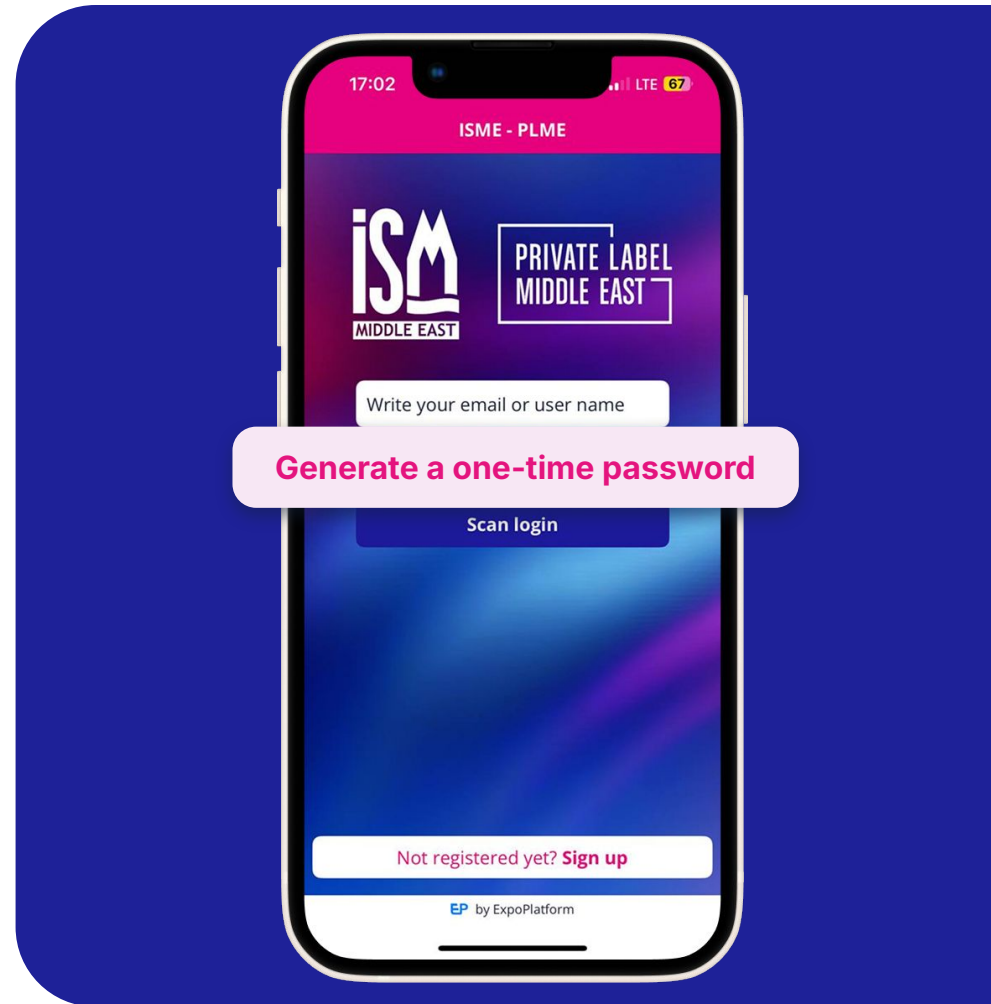
EXPLORE IT ON
AppGallery



LOG-IN

ONE-TIME PASSWORD LOGIN

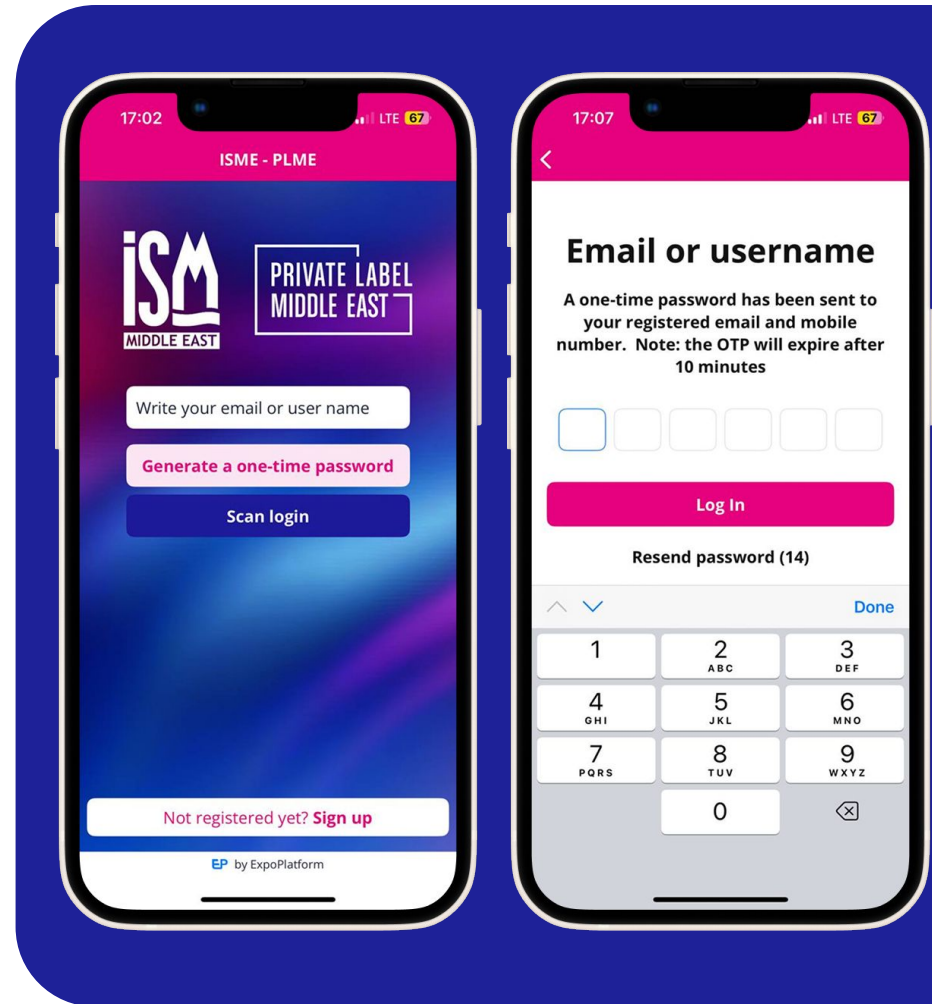
1. **Registered exhibitor team members (issued badges) & attendees** can request a one-time password to their registered email address or / and registered phone number, when they need to log in.
2. **To log-in as a company account**, the Exhibitor should use the Username associated on the Exhibitor Portal for the OTP request.
3. **The OTP will be sent to the company or individual email address owner or / and company or individual phone number owner via Whatsapp**

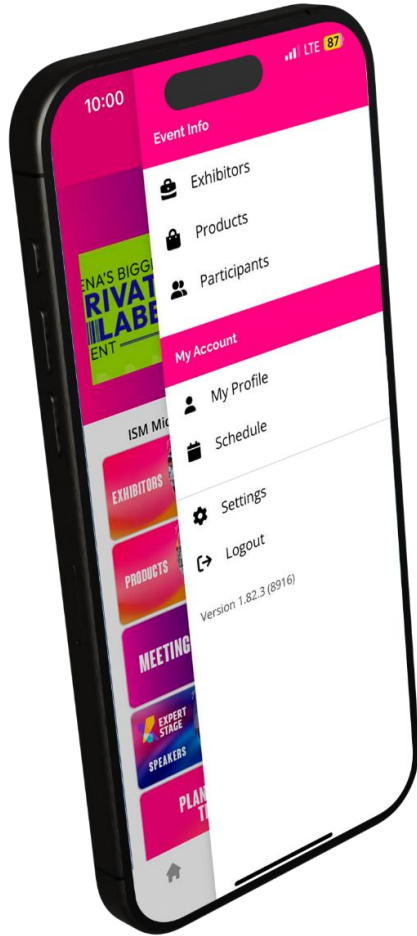


HOW TO REQUEST OTP

SIGN IN PAGE

- If you are a team member or attendee, enter your registered email address to receive an OTP via email & Whatsapp.
- If you are the company admin then enter your username that you used for exhibitor portal credentials. You will receive an OTP email on your admin email address & OTP via Whatsapp and SMS on your company admin phone number.





NAVIGATION OF KEY FEATURES UNDER MENU ICON

EVENT INFO

- **Exhibitors:** allows you to filter and sort by product/solutions, countries and more
- **Products:** allows you to filter and sort by product listing
- **Conferences:** allows you to access the conference schedule
- **Floor Plan:** allows you to navigate through the event with an interactive floorplan

MY ACCOUNT


- **Networking:** allows you access your potential matches
- **Badge Scanner:** allows you to capture leads – this will be your lead retrieval tool!
- **My Agenda:** allows you to save and track all your meetings and conference sessions

HOW TO NAVIGATE YOUR EXHIBITOR DIRECTORY

Exhibitor directory section on the app allows you to filter by and access all events, product category, country and more

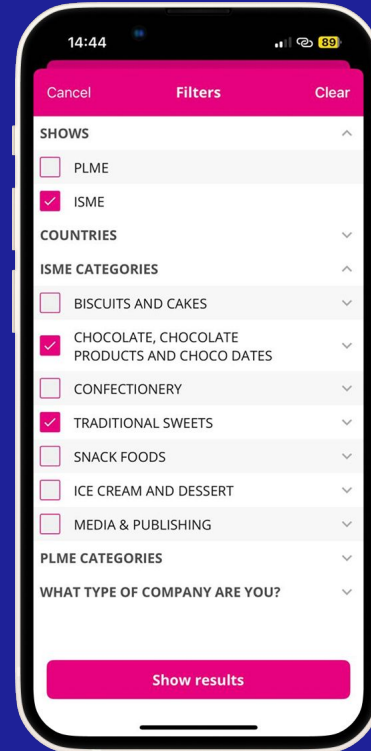
01

Menu Tab >>> Exhibitors Directory and click on the filter icon



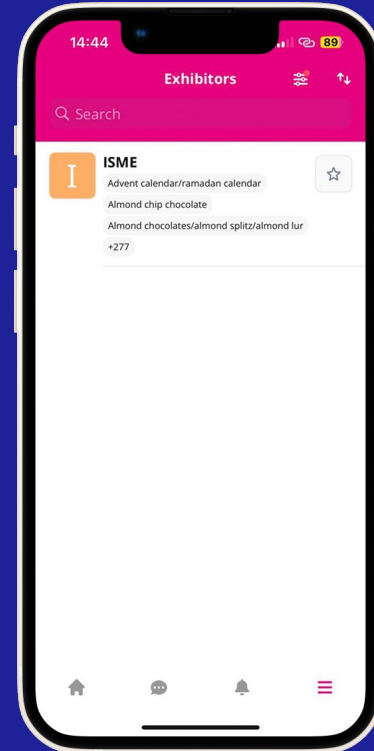
02

Select any relevant filter and click on the "Show Results" button



03

Access exhibitor list with corresponding filters



BADGE SCANNING & LEAD CAPTURE TOOL

YOUR BADGE SCANNING TOOL (MOBILE)

Lead capture scanning of badges is available for exhibitor team members and visitors.

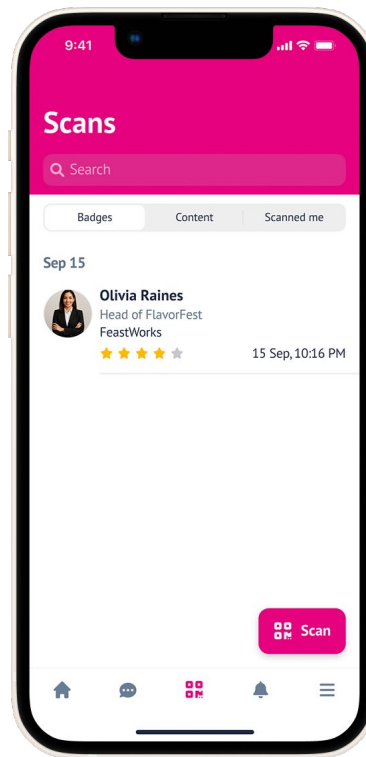
What can you do?

- Scan badges via "Scan" button
- See the list of all badges you have scanned
- Capture leads of all visitors and exhibitors
- Rate and categorize leads
- Add notes as an exhibitor team member

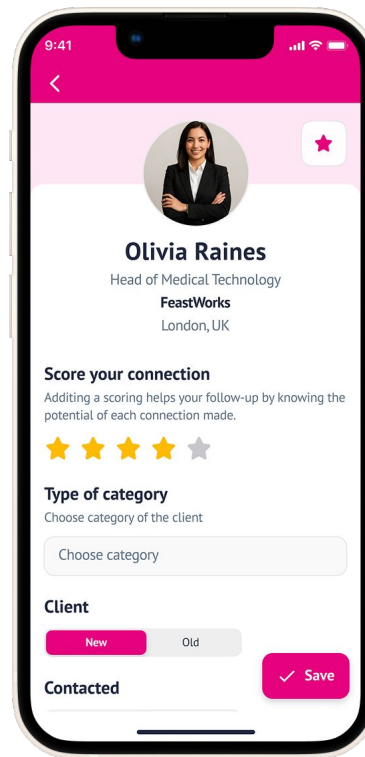
Export your leads from the mobile app by clicking the 'EXPORT' button on the top right. You will receive an email, containing a list of leads compiled in an excel file.

**to export the consolidated lead report of your team, please log in to your account via your email address on the website and switch to your company account.*

***via our scanner you are allowed to scan any qr-codes, however, as leads only registered users' badges will be captured*



View your leads, export them or scan new leads



As an exhibitor team member score your leads, make notes & edits

DOWNLOADING YOUR LEADS (WEB)

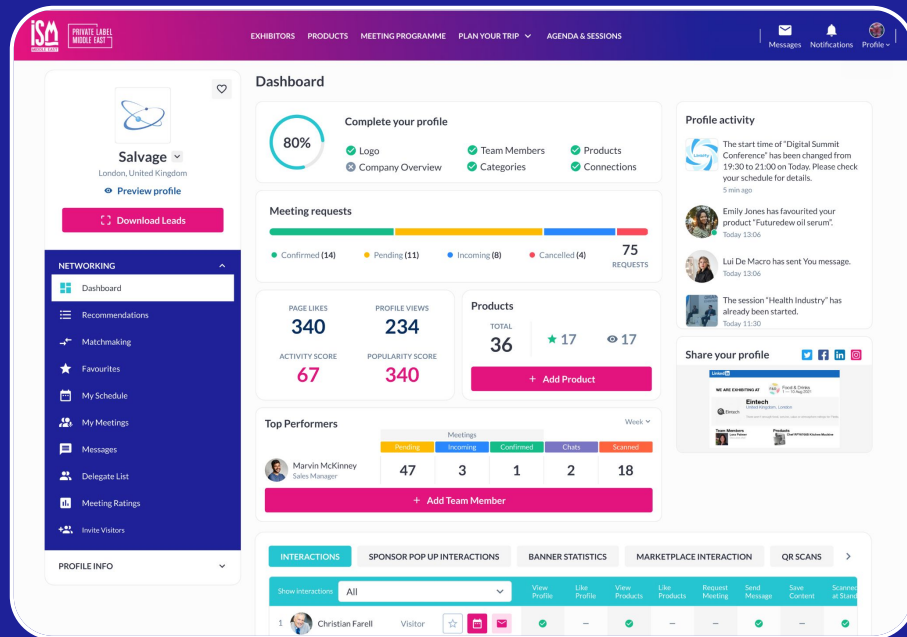
Lead capture scanning of badges is available for visitors and exhibitor team members

Downloading leads is also available on the Web App: [Link](#)

- **Exhibitor Company:** can login using their username via OTP request
- **Team members/Visitors:** can login using their email which was used for registration via OTP request

**to export the consolidated lead report of your team, please log in to the company account via the Username used on e-zone, the OTP code will fly out to your company email address owner & your company phone number owner*

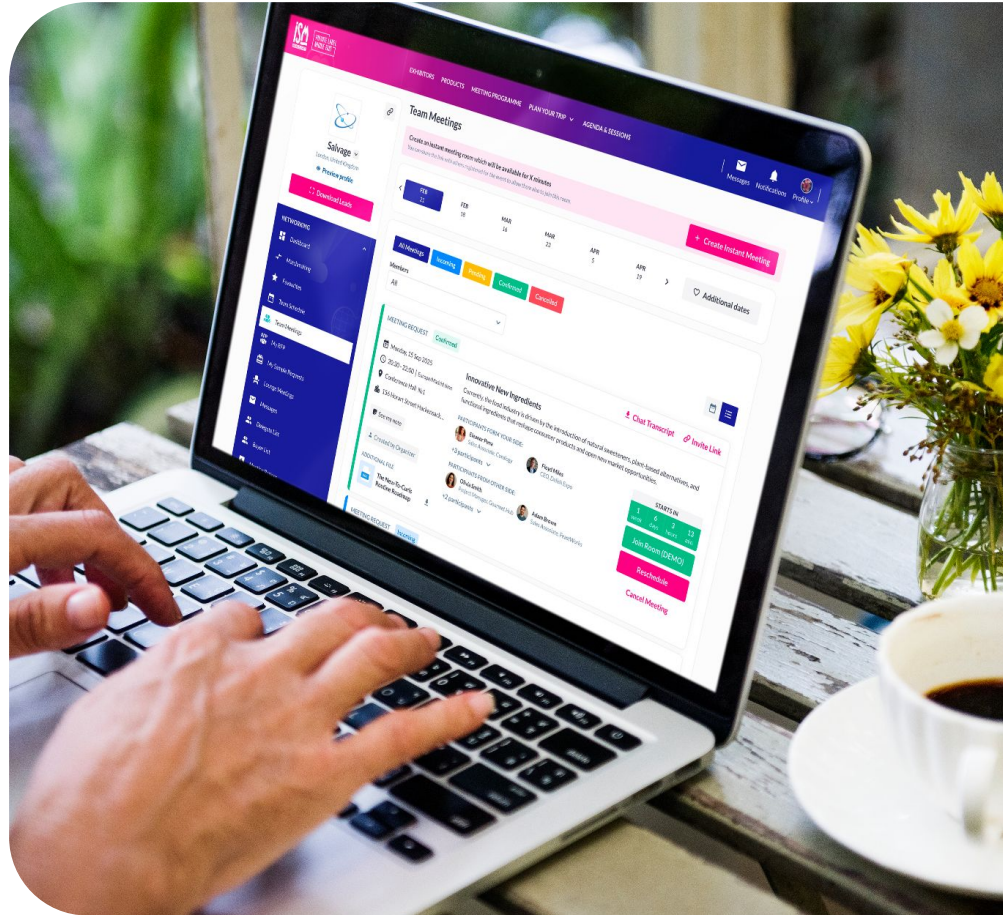
After signing in → users will land on their personal profiles
Click Download leads on the profile → the system will generate an excel file consisting of all the leads that were scanned during the show. The company account admin will receive all leads scanned by all members.



JUSTNETWORK WEB APPLICATION

Login to [Link](#) to access the JustNetwork web application and get key insights about your online exhibitor profile

- Get quick **insights on your meetings**
- Your **top performing team members**
- Your **online interactions** with others
- Your profile **activity**
- **Download leads** (badge scans and profile interactions)
- **Setup meeting** and messaging with your interactions through the web application directly

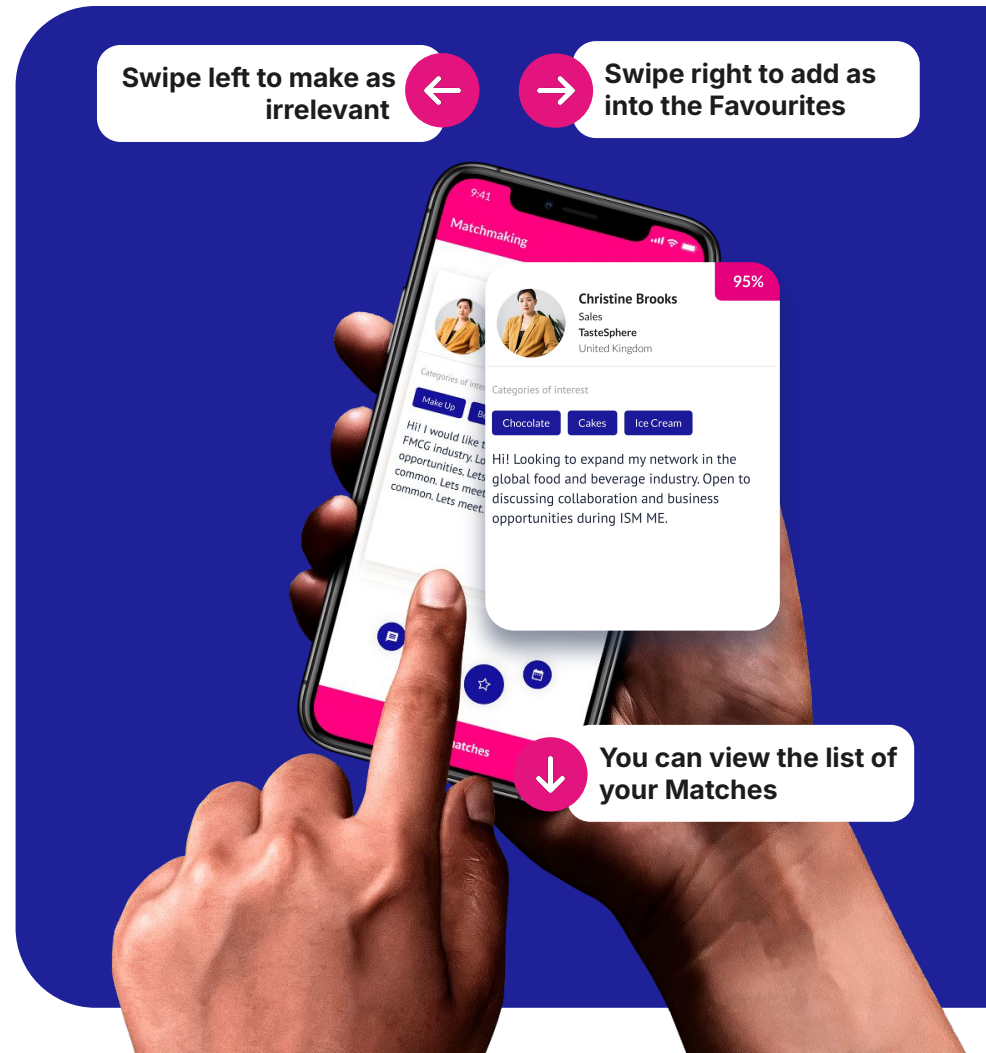


NETWORKING

NETWORKING

What can you do?

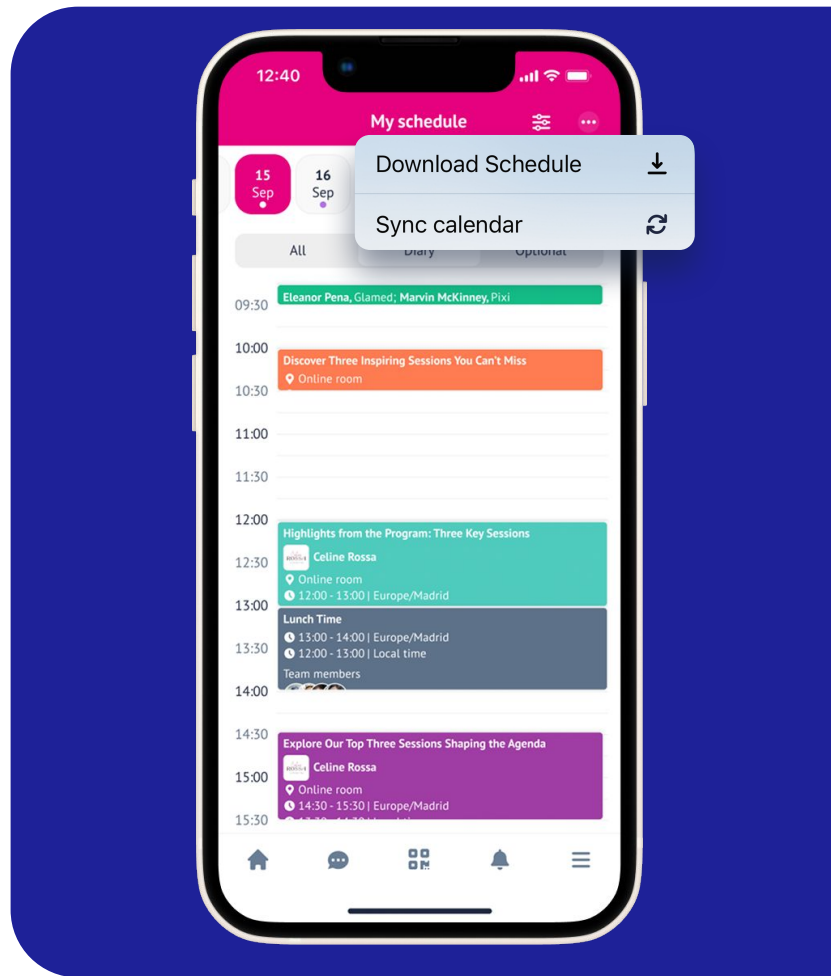
- See the profile of potential matches based on your interests
- By swiping right you are marking the profile as favorite and by swiping left you are marking that profile as not relevant
- You can perform different actions with these profiles like favorite, meet, message and not relevant - using the icons above the 'Show my matches' button
- With your individual logins you can network freely and set up meetings with potential matches



MOBILE APP: “MY AGENDA” SECTION

The “my agenda” section will be home to all your meetings and saved sessions

- There are two views of the agenda now available - from the list or the calendar which you may switch as per your needs.
- In the 'All' tab you will find full agendas with sessions and meetings.
- In the 'Diary' tab you will find a list of confirmed meetings only.
- In the 'Optional' tab you will find favorited Conferences you added to your schedule, pending meetings requests.
- You can download your schedule in PDF format which contains all the “Confirmed” meetings and sync this meetings with your Google or Outlook Calendars.
- You can view, cancel, reschedule or confirm the meeting from this tab



Q&A | SUPPORT & INFORMATION



**ONSITE
SUPPORT**



**ONLINE
SUPPORT**

You can also find us during the event to help you set up and use the app. For assistance, simply ask a member of the Expoplatfrom team

Alternatively you may email us at
appsupport@expoplatfrom.com

DOWNLOAD

Download the JustNetwork mobile app via app store & play store & app gallery via the QR-code below



**DOWNLOAD
NOW**

THANK YOU