

Exhibitor Guide

 **connexions**

The logo for 'Connexions' features a stylized red 'o' in the word 'connexions'. This red 'o' is surrounded by two white curved lines, one above and one below, and two small white dots, one above and one below, creating a circular, atomic-like or orbital design.

Invitation email

Exhibitor will receive invitation email to access both web & native app.

Click the “Go to your Account” button to directly access the account on web.

Download the app by clicking the App.

Download and log in using the passcode.



Connect instantly with thousands of attendees at Gulfood Manufacturing and GulfHost 2024

Dear [Profile Account]

We look forward to welcoming you to Gulfood Manufacturing co-located with GulfHost, taking place at Dubai World Trade Center from 5-7 November 2024.

We'd like to inform you that the Connexions365 Meetings Programme is now live! This means you can browse and connect with attendees and other exhibitors, look through products and pre-schedule meetings most relevant to your business in just a few clicks.

The Connexions365 Meetings Programme is here to help you make personal connections with the right audiences, encouraging networking opportunities through personalised 1-1 meetings and offering access to valuable industry insights.

Take advantage of the programme and start booking your meetings today by clicking the link below:

[Book Your Meetings](#)

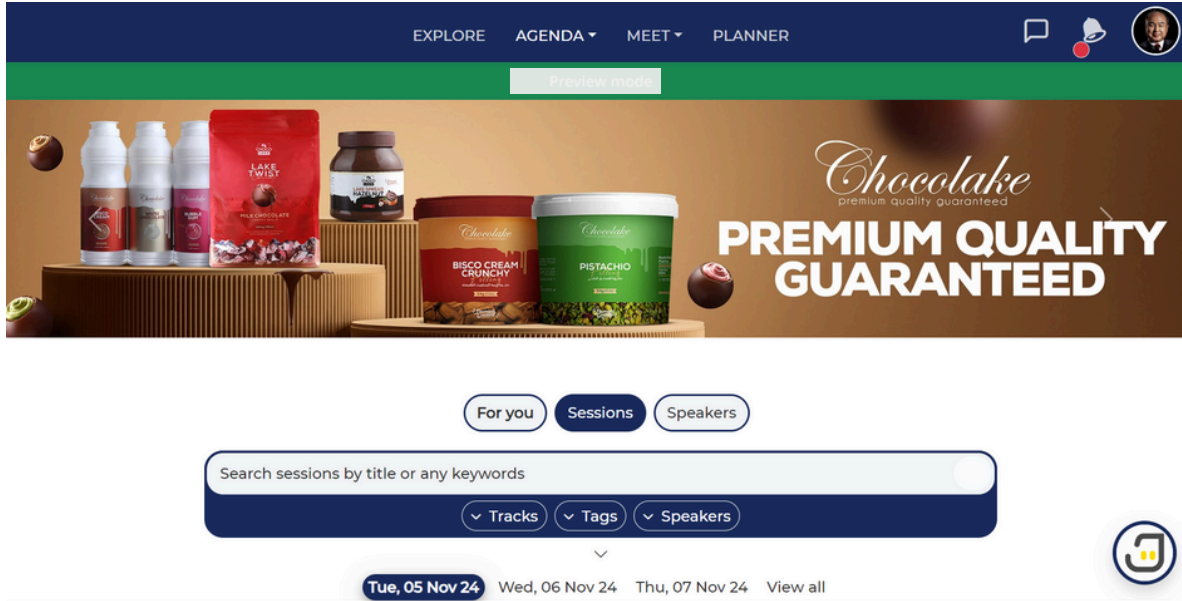
Here's your passcode:

2002unne

Access via <https://meet.gulfoodmanufacturing.com> or scan the below QR code



Web App



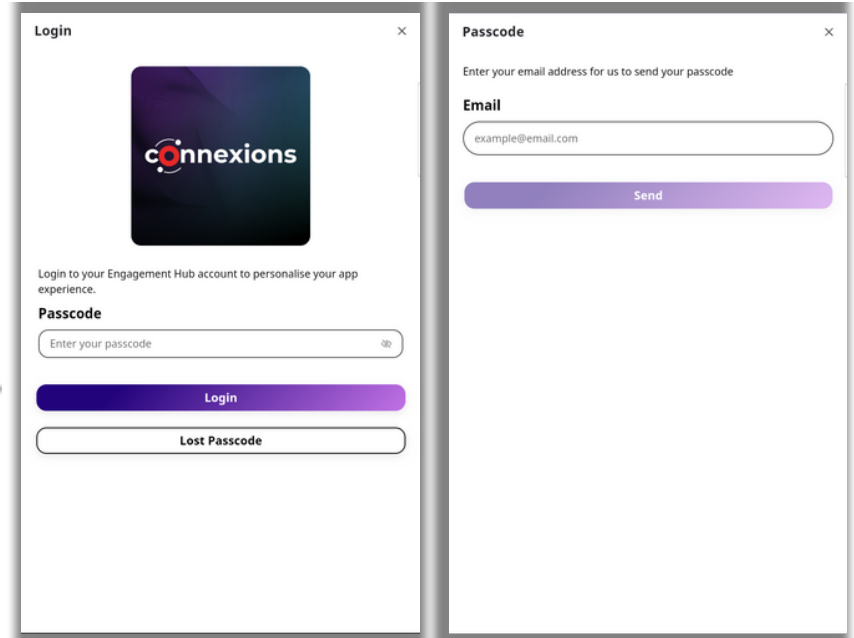
Native App



Retrieve your passcode

Click Lost Passcode button on the log in page to retrieve your passcode.

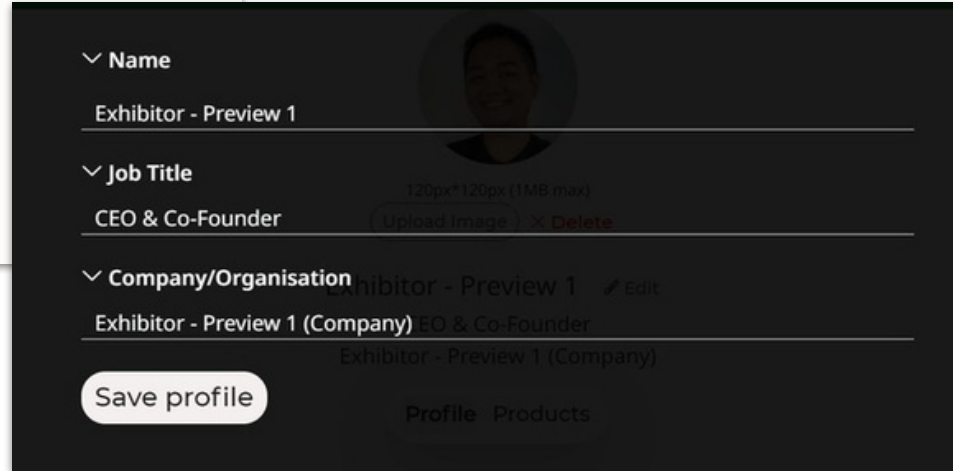
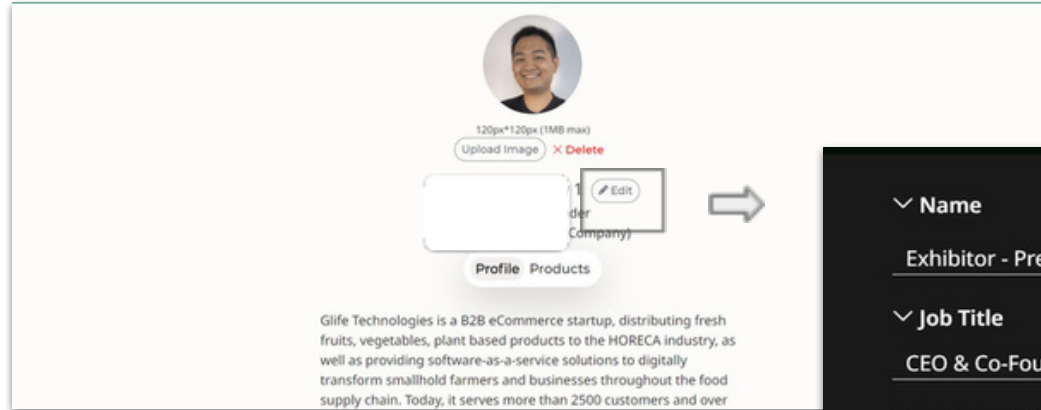
The passcode will be sent to your registered email address.



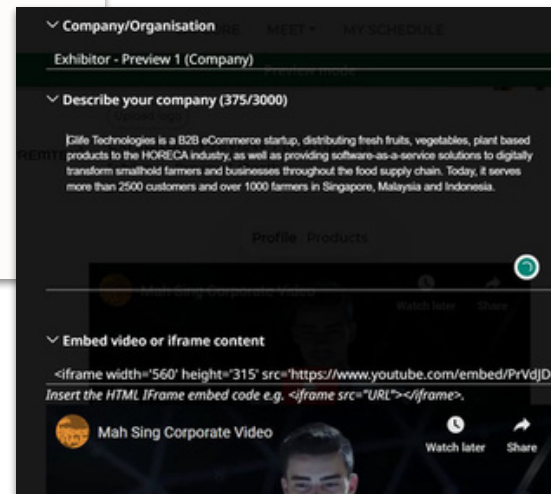
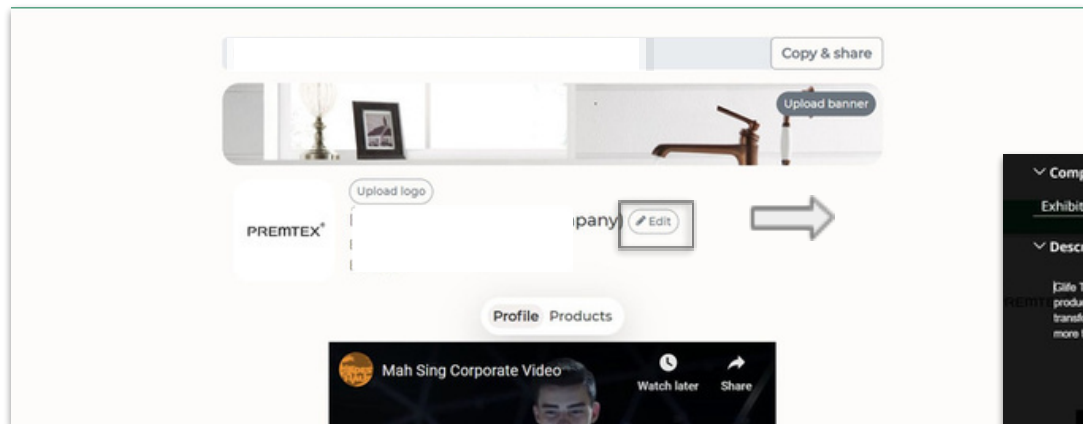
Complete your Profile (Web)

The image shows a screenshot of the Gulfood Manufacturing & Gulfhost 2024 website. The top navigation bar includes 'EXPLORE', 'MEET', and 'PLANNER'. A user profile icon in the top right corner has a dropdown menu open, showing options: 'My Profile', 'My Company', and 'My Products'. The main banner features the event logo, dates '5-7 NOVEMBER 2024 | DUBAI WORLD TRADE CENTRE', and the tagline 'The Ultimate Networking Gateway For All Your F&B MANUFACTURING, HOSPITALITY & FOOD SERVICE EQUIPMENT'. Below the banner, the event title 'Gulfood Manufacturing & Gulfhost 2024' is displayed along with dates and location. A 'Badge & QR scan' button is visible. At the bottom, there are four categories: 'Exhibitors', 'Products', 'Book Meetings', and 'Plan Your Trip'.

Complete your Profile - My Profile (Web)




Complete your Profile - My Company (Web)

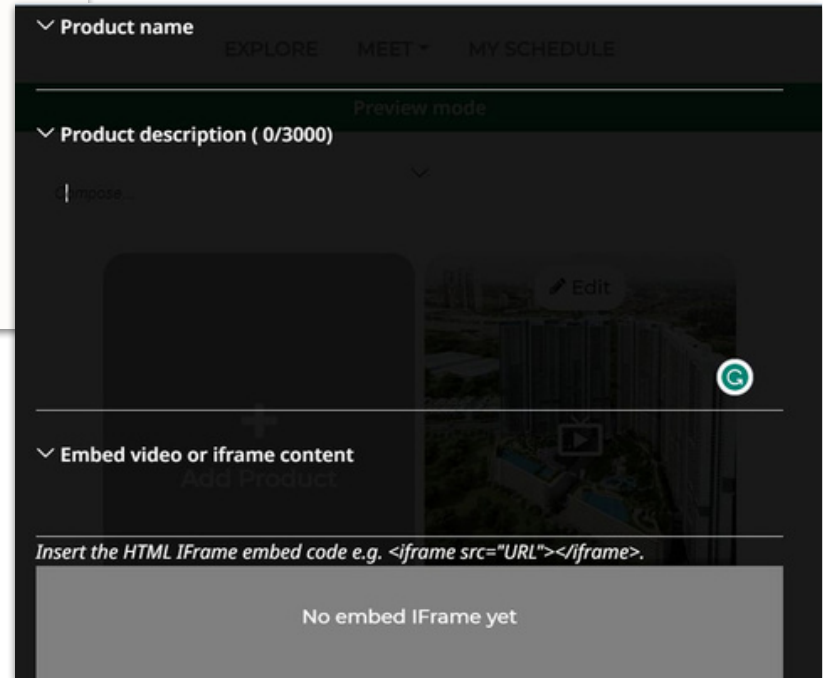


Update your company logo, banner, description, video, PDF, URL & social links.

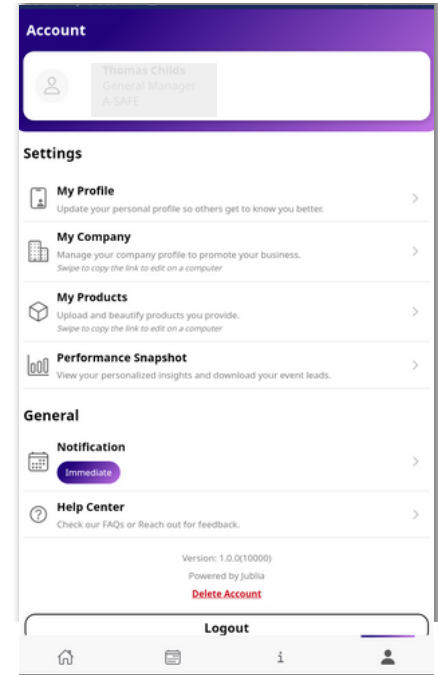
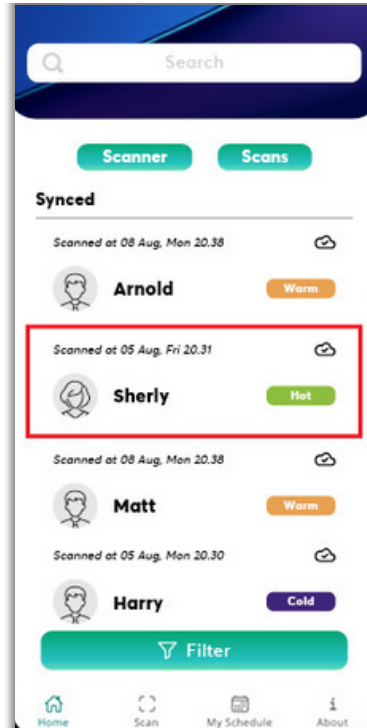

Complete your Profile - My Products (Web)



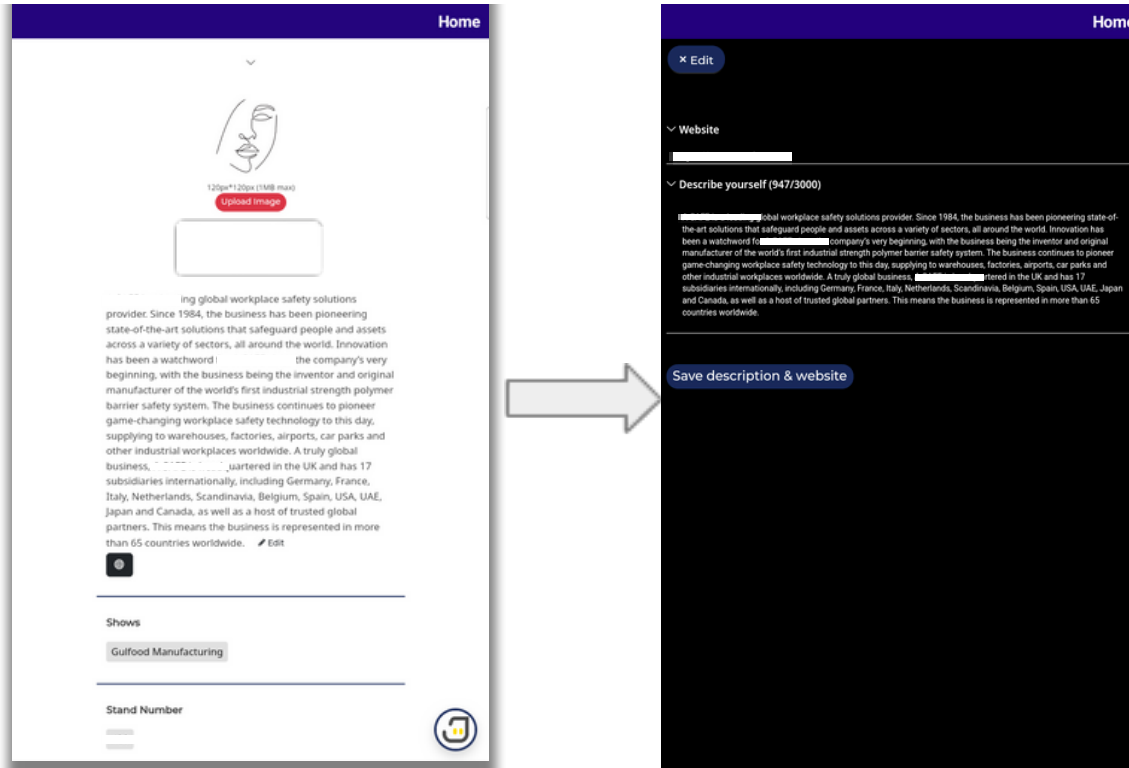
Update your products with name, description, video, image & tag to relevant categories.



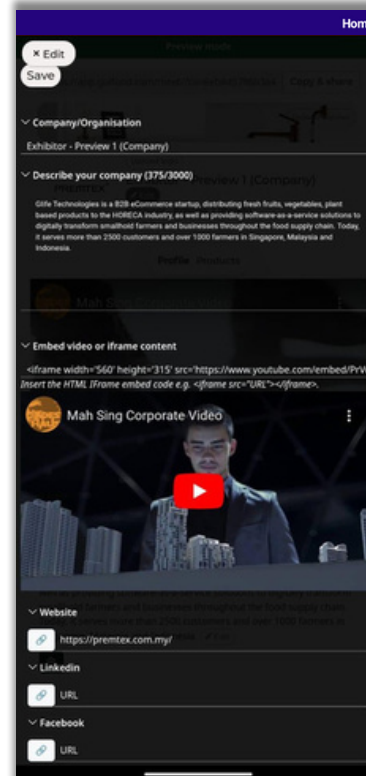
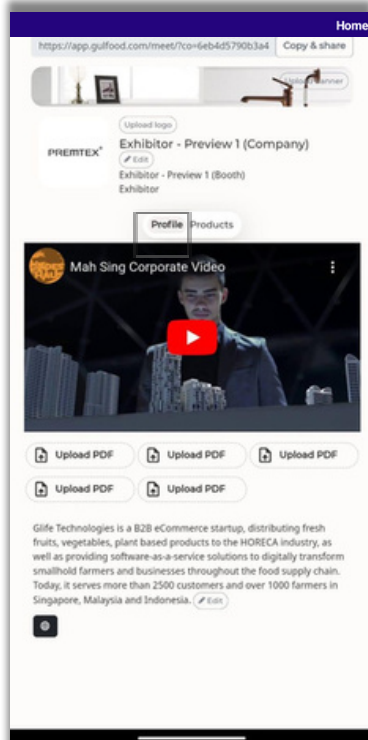
Complete Your Profile(Native App)



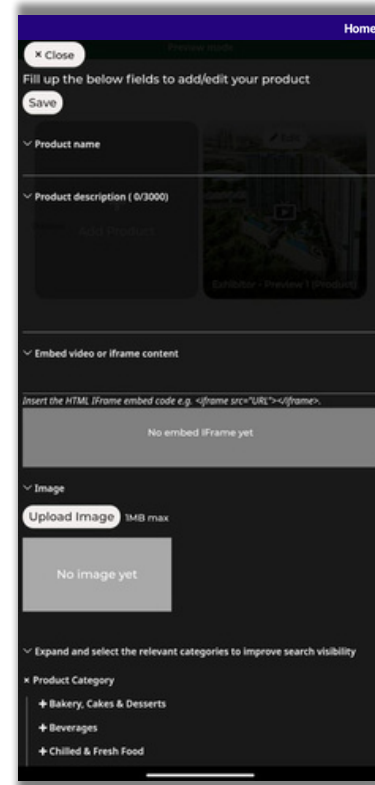

Complete your Profile - My Profile (Native App)



Complete your Profile - My Company (Native App)



Complete your Profile - My Products (Native App)



Set your Notifications (Web)

The screenshot shows a web interface for 'VENDING SOLUTIONS'. At the top, there is a navigation bar with links for 'EXPLORE', 'AGENDA', 'MEET', and 'PLANNER'. On the right side of the navigation bar, there are icons for a chat bubble, a notification bell, and a user profile picture. Below the navigation bar, the main header features the text 'VENDING SOLUTIONS' in large white letters on a dark blue background. Underneath the header, there is a blue bar containing the text 'VISIT US AT Z5-A20', a WhatsApp icon with the number '+971 50 654 6909', and a globe icon with the website 'www.alshirawivending.com'. The main content area is white and contains a dropdown menu with 'Notification frequency' selected. Below this, there are three buttons: 'Summary' (highlighted in green), 'Immediate', and 'Disable'. A horizontal line separates the notification options from the account management section. Below the line, there is a 'Remove my account' button in red. At the bottom right of the page, there is a small circular logo with a stylized 'C' and 'J'.

EXPLORE AGENDA - MEET - PLANNER

VENDING SOLUTIONS

VISIT US AT Z5-A20 +971 50 654 6909 www.alshirawivending.com

Notification frequency

Summary Immediate Disable

Summary (Recommended): Receive all forms of notifications in summarised format, on a timely basis. Useful if you do not wish to be spammed.
Immediate: Receive all forms of notifications immediately, in real-time.
Disable: Only critical notifications will be sent to you.

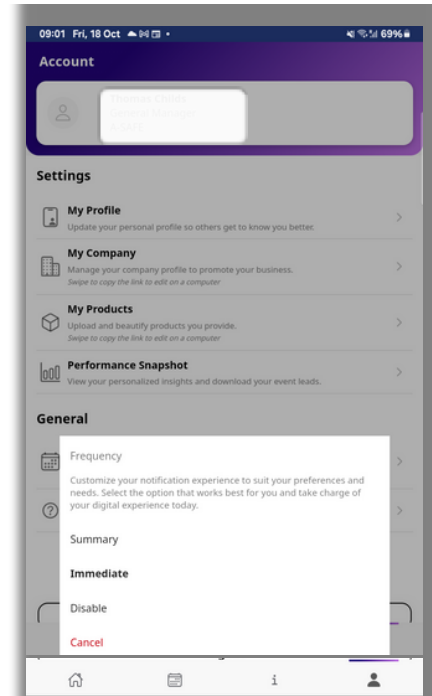
Note: Notification from this app is designed purely for your event networking benefits. They are not related to promotional/marketing emails that may be sent from the event organisers.

Remove my account

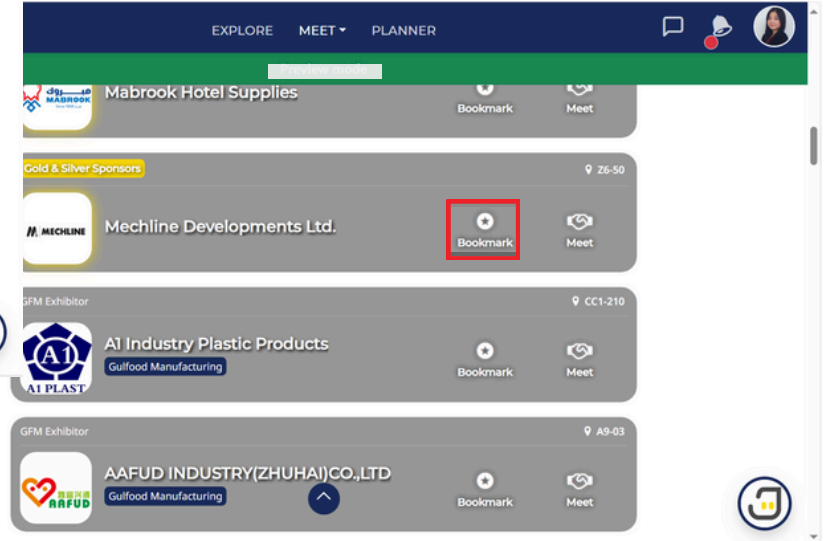
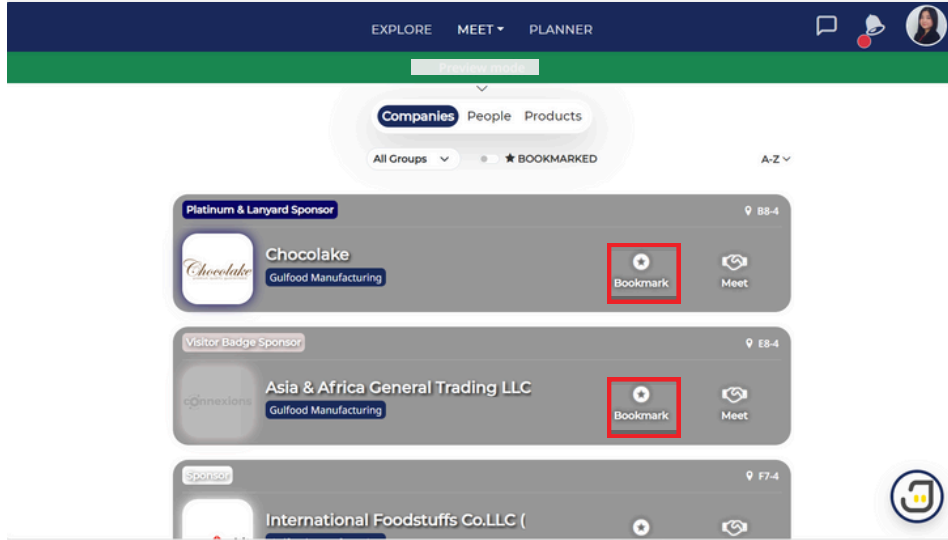
Remove my account

Removing your account will delete your data and you can no longer participate in any activities on this platform. **Removing an account is an irreversible action.**

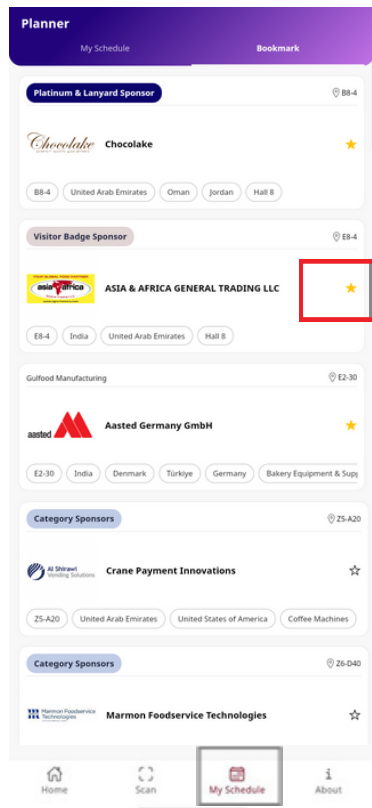

Set your Notifications (Native App)



Bookmark your favourite companies (Web)



Bookmark your favourite companies (Native App)



Meet your favourite companies (Web)

The screenshot displays the Gulfhost website interface. At the top, a navigation bar includes 'EXPLORE', 'AGENDA', 'MEET', and 'PLANNER', with 'MEET' highlighted by a red box. Below this is a large banner for the '10th Edition GULFOOD MANUFACTURING' event, featuring the 'gulfhost' logo and the text 'The Ultimate Networking Gateway For All Your F&B MANUFACTURING, HOSPITALITY & FOOD SERVICE EQUIPMENT NEEDS'. The event dates are '5-7 NOVEMBER 2024 | DUBAI WORLD TRADE CENTRE'. Below the banner is a search bar with filters for 'Shows', 'Exhibitor Country', 'GFM Product Categories', 'GH Product Categories', and 'Hall Number'. A dropdown menu shows 'Companies', 'People', and 'Products', with 'People' selected. Below this, a list of exhibitors is shown, with 'Meet' buttons highlighted by red boxes for Alberto Maria Lucchi and Andrea Lazzarini Visi.

EXPLORE AGENDA **MEET** PLANNER

10th Edition GULFOOD MANUFACTURING *gulfhost*

The Ultimate Networking Gateway For All Your **F&B MANUFACTURING, HOSPITALITY & FOOD SERVICE EQUIPMENT NEEDS**

5-7 NOVEMBER 2024 | DUBAI WORLD TRADE CENTRE

For you Search Requests Received Sent Archived

Gulfhost Clear all

Shows Exhibitor Country GFM Product Categories GH Product Categories Hall Number

Companies **People** Products

All Groups BOOKMARKED A-Z

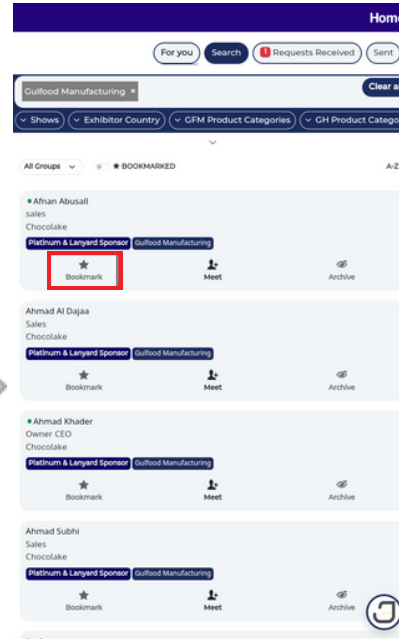
Alberto Maria Lucchi
Sr Director Commercial Marketing Innovation EMEA
Mammon Foodservice Technologies
Category Sponsor Gulfhost
Bookmark **Meet** Archive

Andrea Lazzarini Visi
VP EMEA Commercial Marketing and Innovation
Mammon Foodservice Technologies
Category Sponsor Gulfhost
Bookmark **Meet** Archive

Ariadni Skiri
Product Manager
Sales Coordinator

Asiya Khader
Sales Coordinator

Meet your favourite companies (Native App)



How to Purchase Lead Capture Tool



Simplify lead acquisition with badge scans using the Lead Capture Tool. Gain an edge today and enhance your lead management process.

How to purchase the tool?

- Sign in to the E-portal using this link - [Click here](#)
- On your Dashboard, find the button for the Lead Capture Tool and click it to buy

Once you've bought it, just download the Connexions365 App to access the tool

***Only accessible for Exhibitors**

View Lead Scan Tool Purchase Guide GFM [here](#)

View Lead Scan Tool Purchase Guide GulfHost [here](#)

GFM EXHIBITOR - PURCHASE HERE

GULFHOST EXHIBITOR - PURCHASE HERE


















How to Purchase Lead Capture Tool

Login to the e-portal

On the left side in the menu bar click on BUY LEAD CAPTURE TOOL to purchase

DAYS	HOURS	MINUTES	SECONDS
20	21	26	18

-  HOME
-  CHECKLIST
-  COMPANY PROFILE 
-  FREE MARKETING TOOLS
-  BUY LEAD CAPTURE TOOL
-  PLAN YOUR TRIP
-  EXHIBITOR MANUAL 
-  FEATURES 
-  EXHIBITOR BADGES
-  EXHIBITOR ORDER FORMS
-  ADD A CONTRACTOR
-  ADD ADDITIONAL USER

How to Purchase Lead Capture Tool

Click on

GET YOUR LEAD CAPTURE TOOL



**GULFOOD
MANUFACTURING**

5-7 NOV 2024
DUBAI WORLD TRADE CENTRE

Capture Thousands
of Leads Across
**GULFOOD
MANUFACTURING**

Simplify lead acquisition with badge scans using the Gulfood Manufacturing Lead Capture Tool. Gain an edge today for just 1000 AED and enhance your lead management process.

SCAN BADGES
OF ALL LEADS

AED

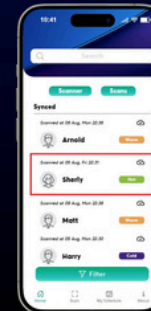
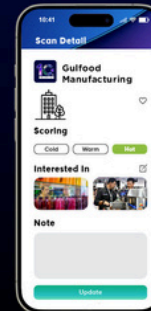
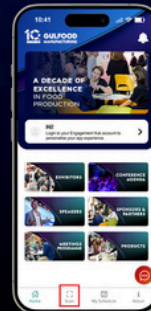
1000

*Unlimited scanning
Instantly export files to Excel
Available on Web, iOS and Android

GET YOUR LEAD
CAPTURE TOOL

DOWNLOAD THE APP

AND FOLLOW THE BELOW STEPS TO ACCESS THE TOOL








How to Purchase Lead Capture Tool

Proceed to make the payment by selecting your preferred mode of payment

Payment network >

Order summary Total AED 1000.00 ▾

 Pay by card    

Card Number _____

Expiry Month / Expiry Year Security Code ●

Name on card _____

Samsung Pay SAMSUNG PAY >

Pay AED 1000.00

How to Purchase Lead Capture Tool

If payment is successful, you will get a purchase confirmation receipt

Closer to the show you will have access to the scan feature via the Connexions365 App

Your Purchase is Successful

[VIEW RECEIPT](#)

DOWNLOAD the App Now to access the Lead Capture Tool



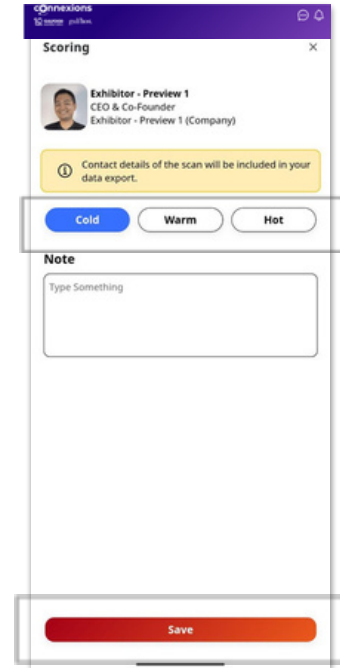
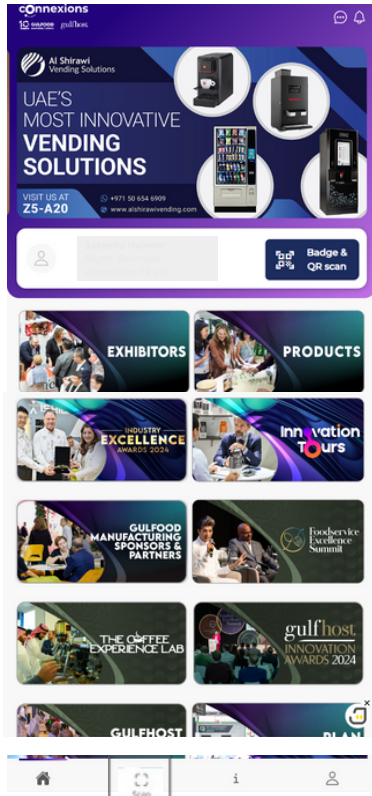
DOWNLOAD THE APP

AND FOLLOW THE BELOW STEPS TO ACCESS THE TOOL

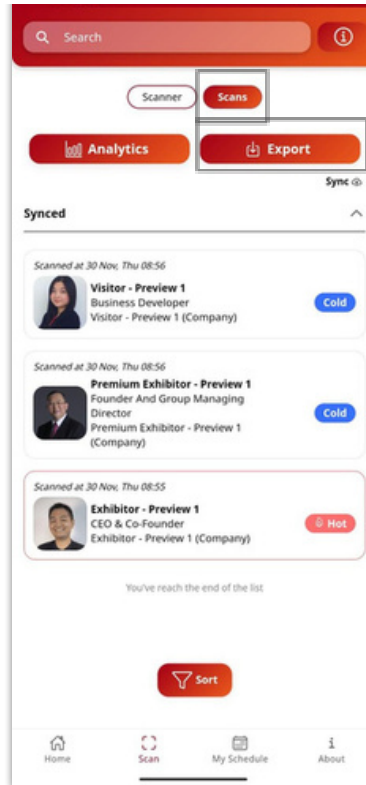
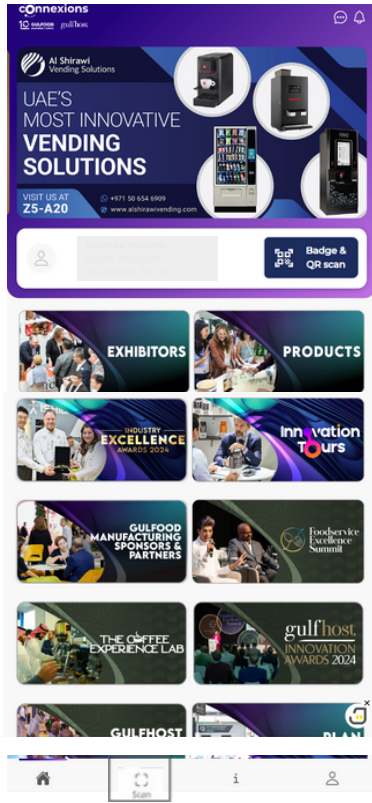
The image displays four sequential screenshots of the Connexions365 app. The first screen shows the home dashboard with a featured event banner and a prominent red 'Scan' button. The second screen is the scanner interface, which prompts the user to scan a QR code or barcode. The third screen shows the 'Scan Details' for a specific event, including a 'Scoring' section and a list of attendees. The fourth screen shows a list of attendees with names like Arnold, Sharly, Matt, and Harry, and a 'Filter' button at the bottom.

How to Scan

*once you purchase the lead capture tool you can scan badges of all visitors at your stand



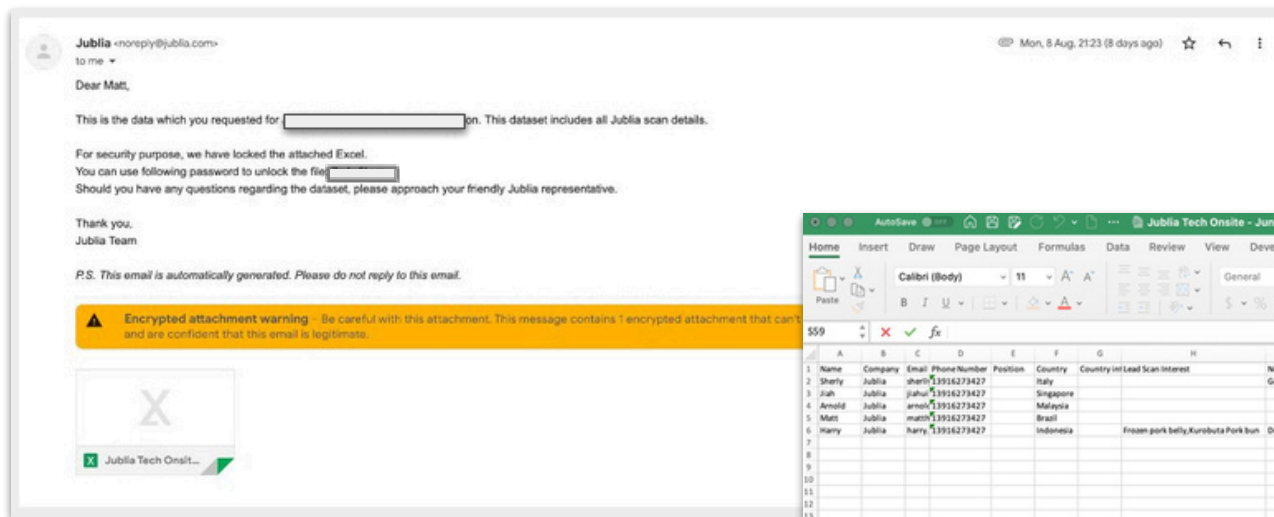
How To Manage & Export The Scanned Lead



Note:

- The exported file will be sent to your registered email address.
- Export button will only be available for the main Premium exhibitor account
- Swipe the lead to left and click Delete button to delete the lead.

Export The Scanned Lead



Name	Company	Email	Phone Number	Position	Country	Country Int	Lead Scan Interest	Notes	Score	Scanned By	Scanned On
1	Sherly	Jublia	sherly_13916273427		Italy			Good Exh	Hot	Matt	20-13, 05 Aug
2	Jiah	Jublia	jiah_13916273427		Singapore				Warm	Matt	20-24, 05 Aug
3	Arnold	Jublia	arnold_13916273427		Malaysia				Cold	Matt	20-28, 05 Aug
4	Matt	Jublia	matt_13916273427		Brazil				Hot	Matt	20-29, 05 Aug
5	Harry	Jublia	harry_13916273427		Indonesia		Frozen pork belly, Kurebuta Pork bun	Double Interest	Warm	Matt	20-18, 08 Aug

Confirm your schedule

EXPLORE AGENDA MEET **PLANNER**

Preview mode

Time Availability Bookmark

Cancel out the timings that you are unavailable for meetings below and click 'CONFIRM'. Respondents to your requests will then be able to pick a mutual meeting time based on your availability. Each meeting lasts 30 minutes.

CONFIRM

▼ Tuesday, 05 Nov 2024 (UTC+4)

Online	Online	Online	Online
✓ 10:00	✓ 10:30	✓ 11:00	✓ 11:30
Online	Online	Online	Online
✓ 12:00	✓ 12:30	✓ 13:00	✓ 13:30
Online	Online	Online	Online
✓ 14:00	✓ 14:30	✓ 15:00	✓ 15:30
Online	Online	Online	Online
✓ 16:00	✓ 16:30	✓ 17:00	✓ 17:30

▼ Wednesday, 06 Nov 2024 (UTC+4)

Online	Online	Online	Online
✓ 10:00	✓ 10:30	✓ 11:00	✓ 11:30
Online	Online	Online	Online
✓ 12:00	✓ 12:30	✓ 13:00	✓ 13:30
Online	Online	Online	Online
✓ 14:00	✓ 14:30	✓ 15:00	✓ 15:30
Online	Online	Online	Online
✓ 16:00	✓ 16:30	✓ 17:00	✓ 17:30

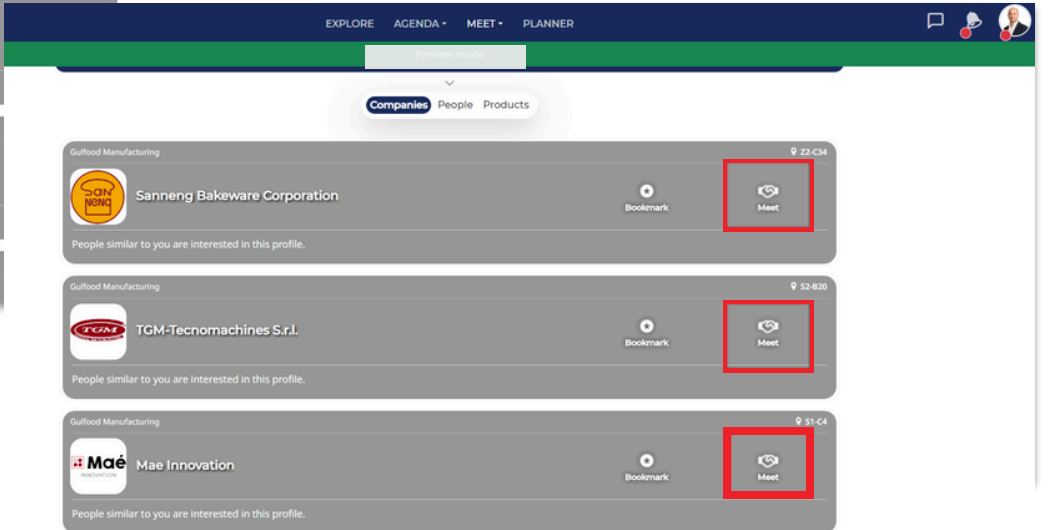

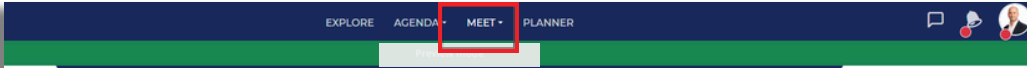
▼ Thursday, 07 Nov 2024 (UTC+4)

Online	Online	Online	Online
✓ 10:00	✓ 10:30	✓ 11:00	✓ 11:30
Online	Online	Online	Online
✓ 12:00	✓ 12:30	✓ 13:00	✓ 13:30
Online	Online	Online	Online
✓ 14:00	✓ 14:30	✓ 15:00	✓ 15:30
Online	Online	Online	Online
✓ 16:00	✓ 16:30		

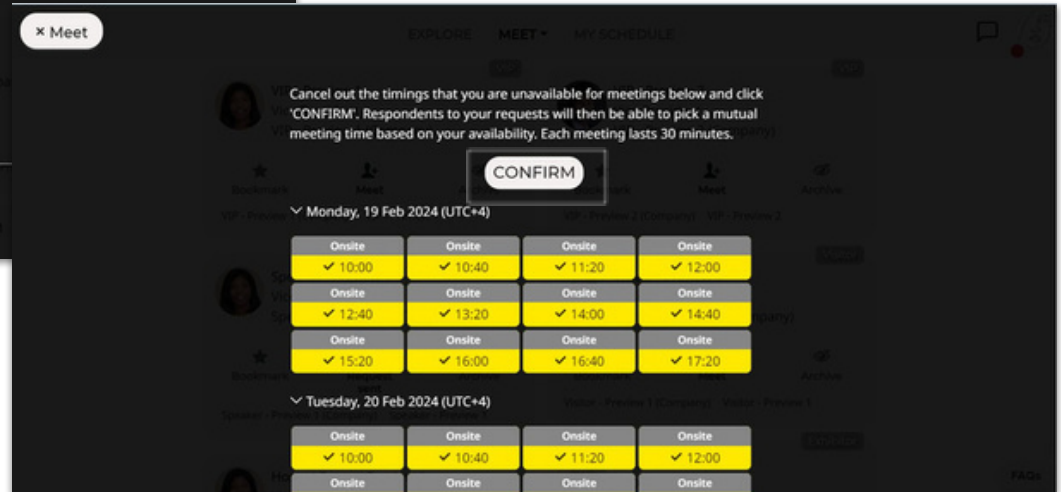
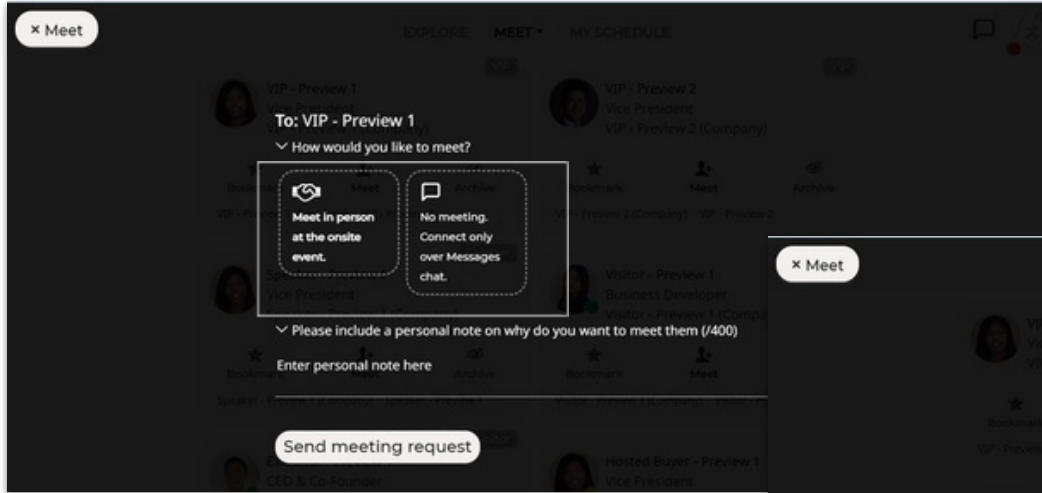
Note:
 All meetings will happen at the exhibitor booths except the meetings with GFM Elites which will be at Connexions365 Networking Lounge. The location of each meeting will be added to your planner.



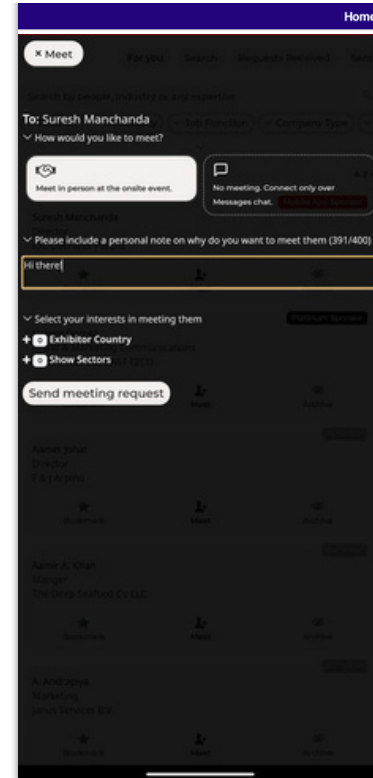
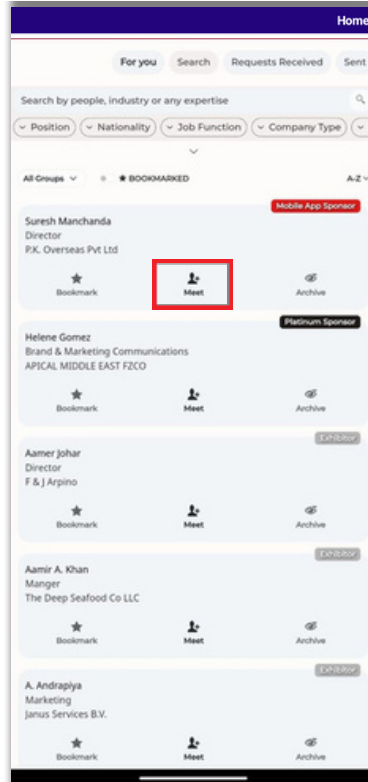
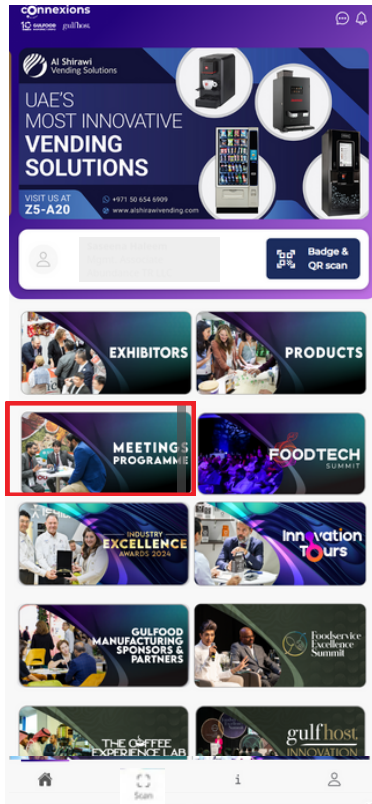
Access Meetings Programme and Send Requests (Web)



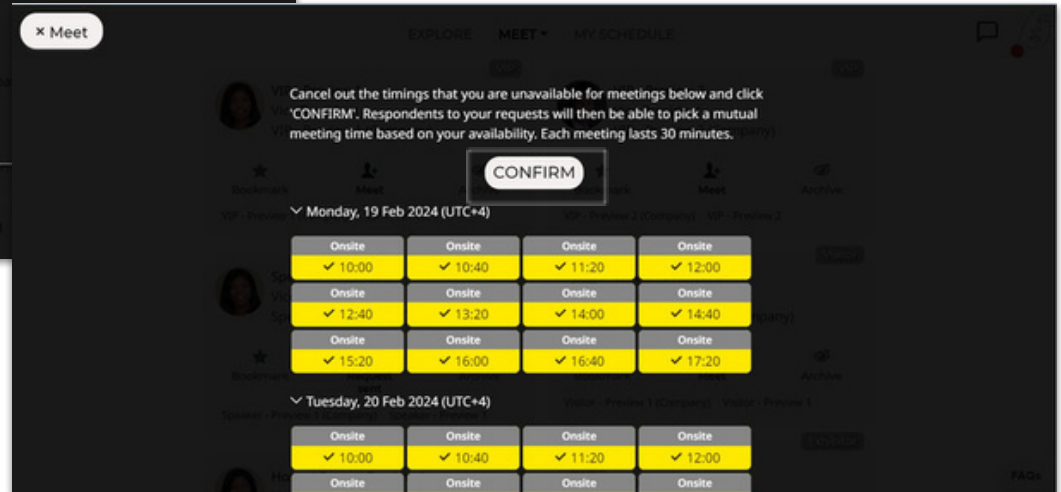
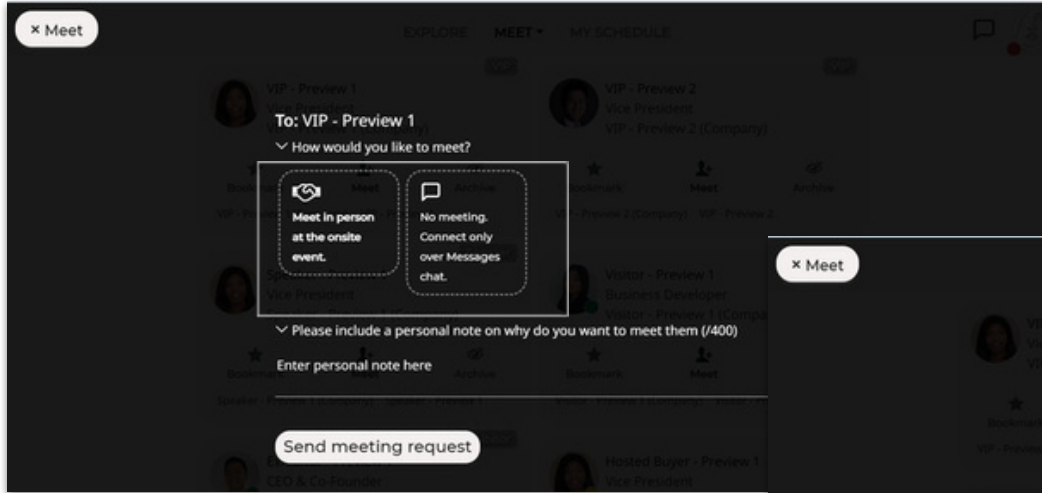
Access Meetings Programme and Send Requests (Web)



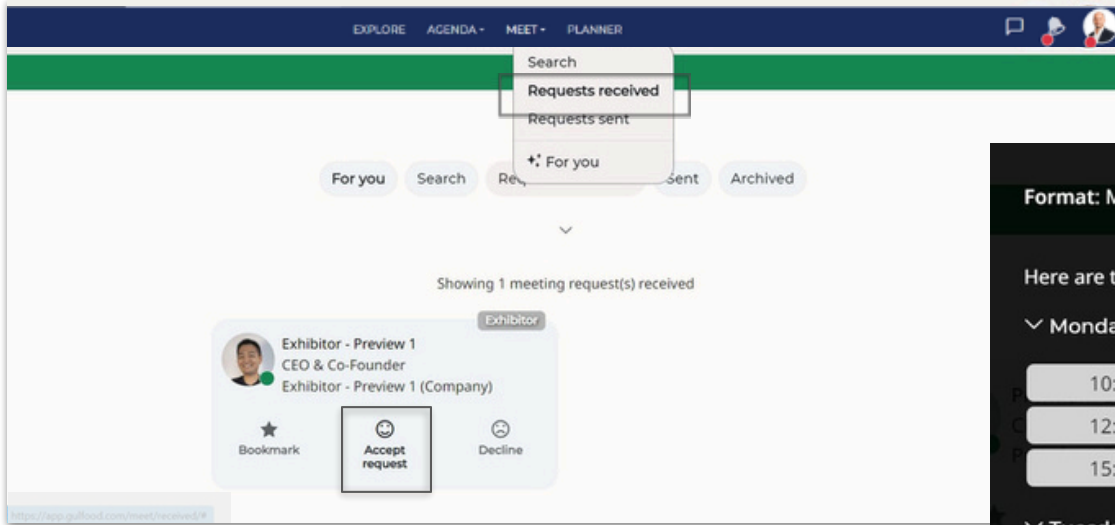
Access Meetings Programme and Send Requests (Native App)



Access Meetings Programme and Send Requests (Web)



How to view requests received (Web)



Format: Meet in person at the onsite event.

Here are the available timings to meet them. Pick one!

Monday, 19 Feb 2024 (UTC+4)

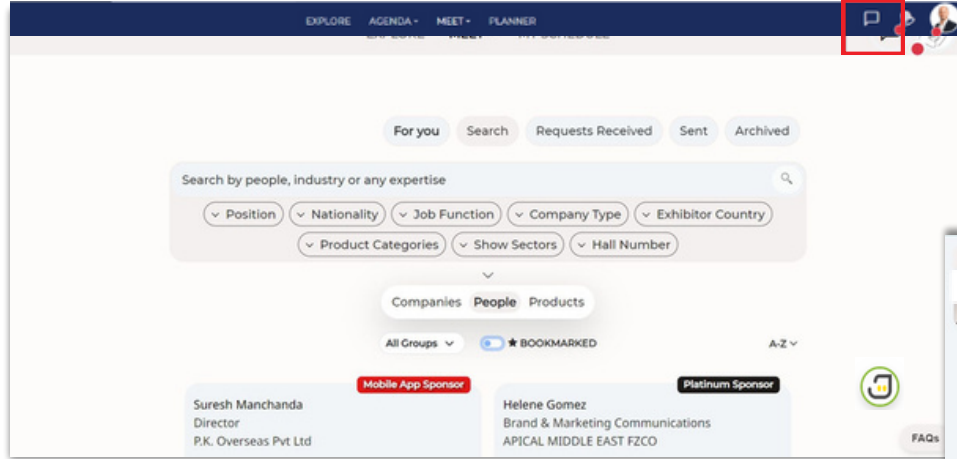
10:00	10:40	11:20	12:00
12:40	13:20	14:00	14:40
15:20	16:00	16:40	17:20

Tuesday, 20 Feb 2024 (UTC+4)

10:00	10:40	11:20	12:00
12:40	13:20	14:00	14:40
15:20	16:00	16:40	17:20

Wednesday, 21 Feb 2024 (UTC+4)

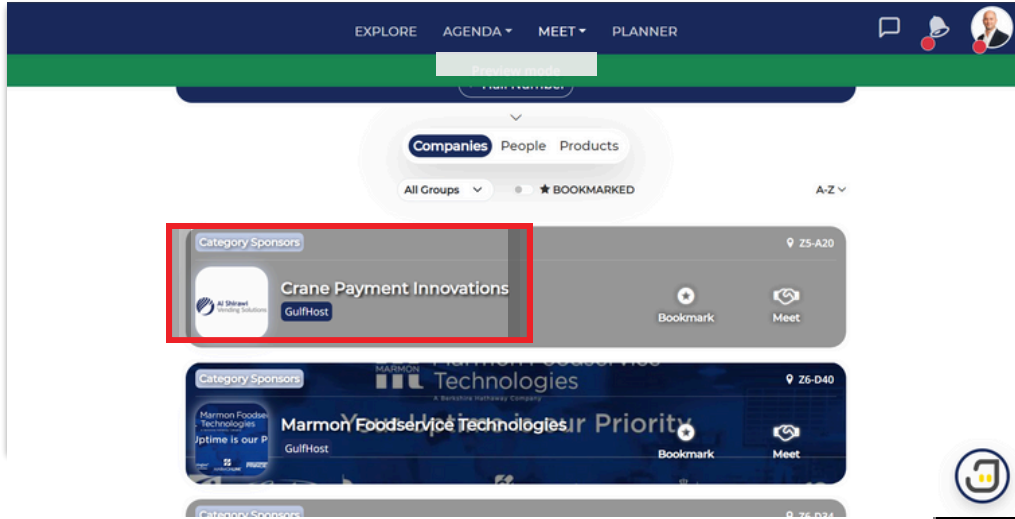
How to chat with others (Web)



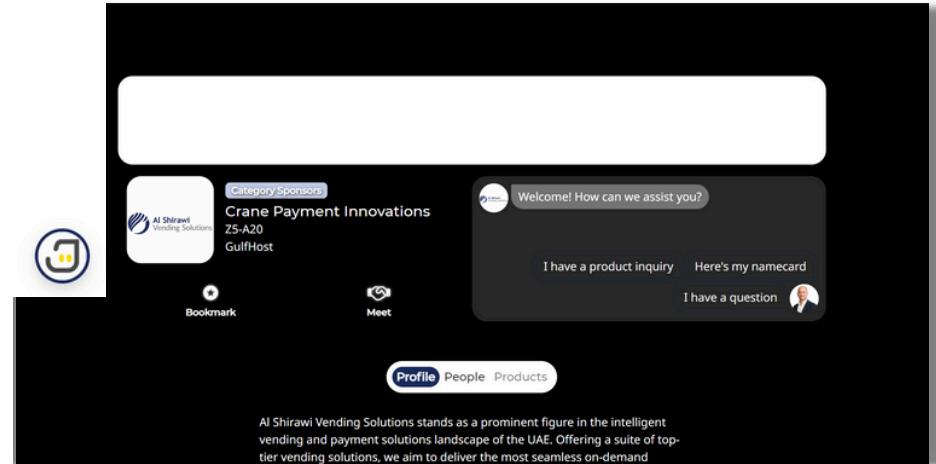
Note:
Chat is only available once you have scheduled a meeting.



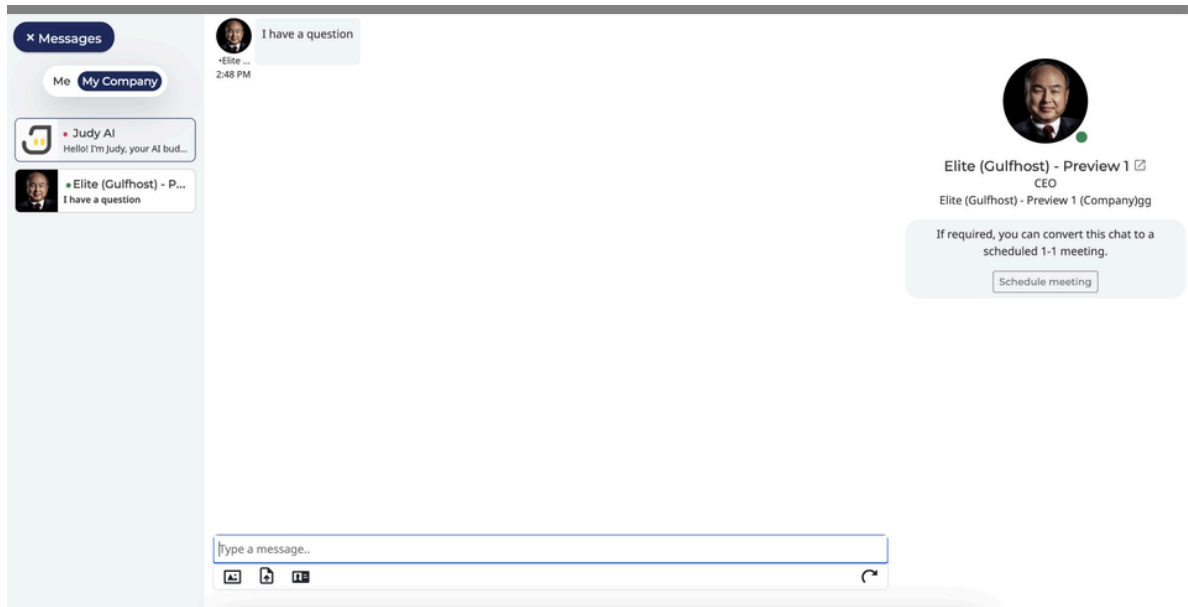
How to chat with others (Web)



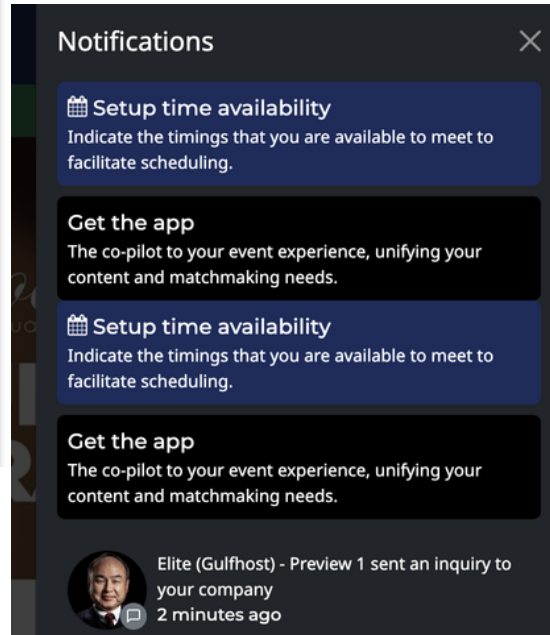
Note:
Chat is only available once you have scheduled a meeting.



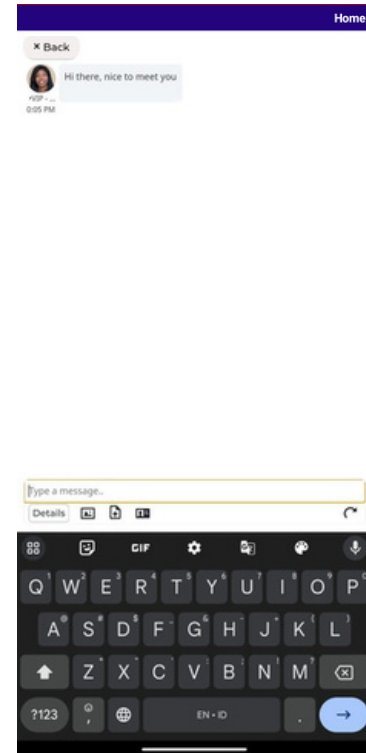

How to chat with others (Web)



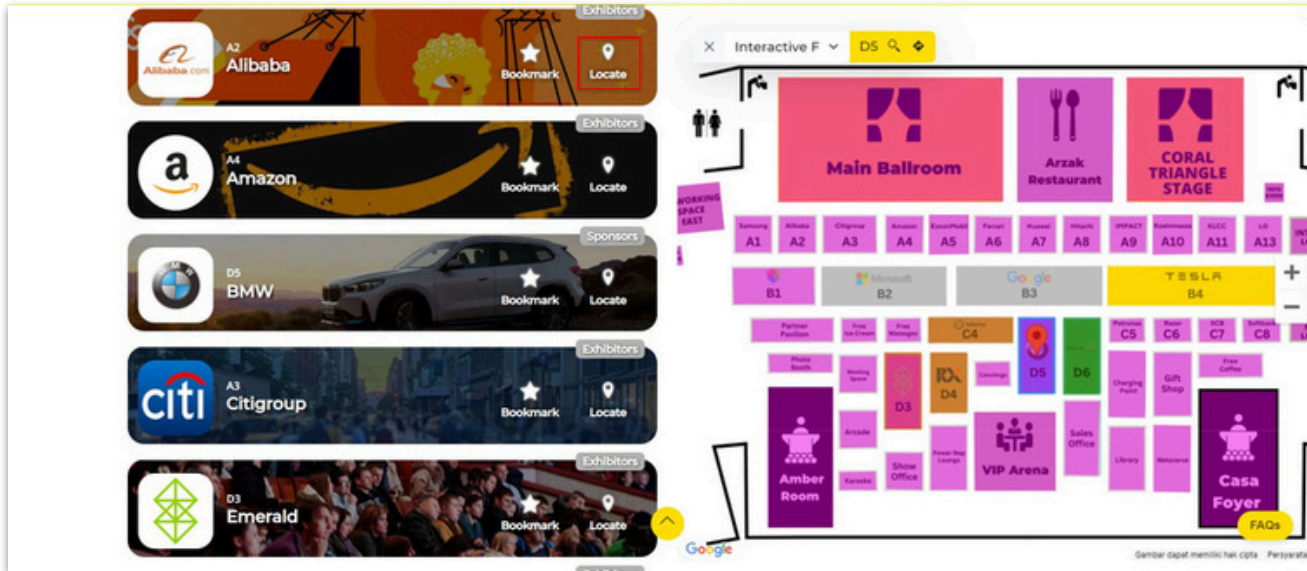
Note:
Chat will also be available if a visitor sends an inquiry, which they can convert into meetings. So it is not only limited to those they have the meetings scheduled.



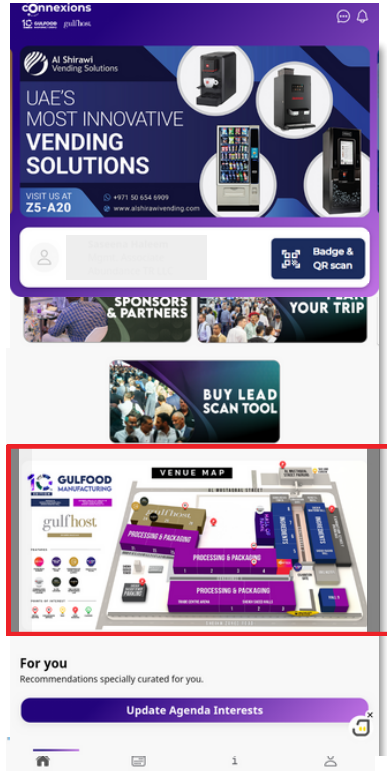
How to chat with others (Native App)



Navigating using our Floor Plan (Web)



Navigating using our Floor Plan (Native App)

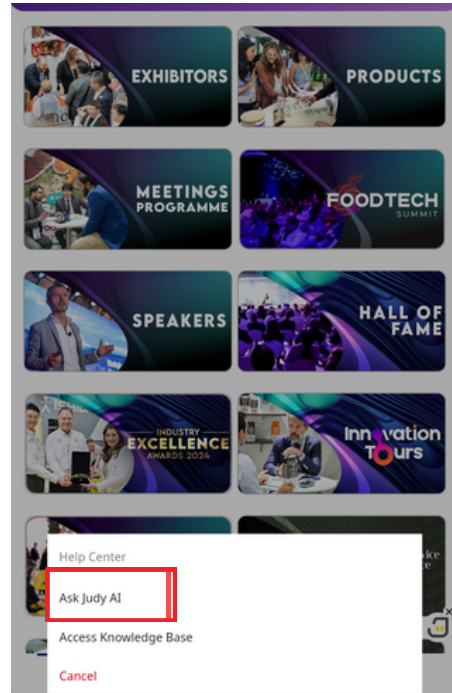


Get answers to your queries regarding the event instantly using our AI chat support (Web)



The screenshot shows the website for the Gulfood Manufacturing & Gulfhost 2024 event. At the top, there is a navigation bar with 'EXPLORE', 'MEET', and 'PLANNER' options, along with icons for chat, notifications, and a user profile. The main banner features the '10th Edition GULFOOD MANUFACTURING' logo and the 'gulfhost' logo. Text on the banner includes '5-7 NOVEMBER 2024 | DUBAI WORLD TRADE CENTRE' and 'The Ultimate Networking Gateway For All Your F&B MANUFACTURING, HOSPITALITY & FOOD SERVICE EQUIPMENT NEEDS'. Below the banner, the event title 'Gulfood Manufacturing & Gulfhost 2024' is displayed, followed by the dates '05 Nov 24 - 07 Nov 24 (UTC+4)' and the location 'Dubai, United Arab Emirates'. A 'Badge & QR scan' button is visible. At the bottom, there are four categories: 'Exhibitors', 'Products', 'Book Meetings', and 'Plan Your Trip', each with a corresponding image. A red-bordered square icon with a stylized 'C' and 'J' is located in the bottom right corner.

Get answers to your queries regarding the event instantly using our AI chat support (Native App)



For further information email us at Connexions@jublia.co
