



C R U S A D E R 2 0 2 5

STANDOUT

LIFECHANGER
REDEFINING AFFORDABLE LUXURY

www.crusadercaravans.com.au






LIFECHANGER

REDEFINING AFFORDABLE LUXURY




A premium, accessible full composite caravan range for a relaxed journey.

The Lifechanger range is designed for those seeking a convenient lifestyle and exceptional value. Ideal for families and adventurers seeking new experiences, it's perfect for weekend getaways at caravan parks or nature reserves.



Lifechanger Bunkie interior shown



Lifechanger Pathway interior shown



Australian
Made



FULL
Composite



Thermal
Efficient



Light
Weight

"Absolutely the finest caravan on the market. When you look at others around the same price range there are so many quality features that stand out on a Crusader Caravan. They are built with love and built to last and once you've had one you won't want anything else".

Dean Rogers – Crusader owner




WINNER MANUFACTURER OF THE YEAR



LIFECHANGER PATHWAY

Floor Length 5780mm*



- **Av. Tare** 1997kg*
- **Av. Ball** 187kg*
- **ATM** 2500kg
- **Payload** 503kg
- **Overall Length** 7595mm*
- **Overall Height** 2965mm*
- **Overall Width** 2485mm*
- **Sleeps** 2 People

LIFECHANGER EXPERIENCE

Floor Length 5990mm*



- **Av. Tare** 2140kg*
- **Av. Ball** 134kg*
- **ATM** 3200kg
- **Payload** 1060kg
- **Overall Length** 7800mm*
- **Overall Height** 2936mm*
- **Overall Width** 2485mm*
- **Sleeps** 2 People

LIFECHANGER BUNKIE

Floor Length 6475mm*

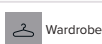


- **Av. Tare** 2236kg*
- **Av. Ball** 164kg*
- **ATM** 3200kg
- **Payload** 964kg
- **Overall Length** 8325mm*
- **Overall Height** 2910mm*
- **Overall Width** 2485mm*
- **Sleeps** 4 People

FLOORPLAN KEY ELEMENTS



Washing Machine



Wardrobe



Oven, Cooktop & Rangehood



Fridge



Steps Main Door



*Indicative lengths and weights are for standard configuration, any additional options or variations will increase weights. Weights are approximate only and can vary between individual caravans. The Compliance Plate specifies the accurate weight for each respective caravan. Alterations to designated ATM may be requested at the time of order provided it does not exceed the legal maximum and is subject to the final tare weight. Floor length is the external total length of the caravan's floor. Overall width is measured externally and includes all protruding fixtures.

STANDARD FEATURES


Discover the standard features across the Lifechanger range, offering exceptional value and convenience.

	PATHWAY	EXPERIENCE	BUNKIE
CHASSIS & BUILD			
Single Axle	•	•	•
Tandem Axle		•	•
A-Frame 150x50mm (6"x2")	•	•	•
Coupling - 50mm Ball	•	•	•
Bumper Bar - Welded - Straight	•	•	•
Rims - Primal Force (Black Machine)	•	•	•
Tyres - LT 235/75 R15 All-Terrain	•		
Tyres - LT 205/70 R15C		•	•
Brakes 12" Electric (Drum)	•		
Brakes 10" Electric (Drum)		•	•
Spare Wheel & Bracket at Rear	•	•	•
Gas Cylinders 9kg x 2	•	•	•
Chassis Material Supergal (Monument Grey)	•	•	•
Jockeywheel 8"	•	•	•
Suspension 2500kg - Leaf Spring	•		
Suspension 3200kg - Roller Rocker		•	•
Step - Single Pull-Out (Manual)	•	•	•
APPLIANCES			
Cooking - Swift 4-Gas Burner with Grill, and Microwave (optional Airfryer) Combo	•	•	•
Fridge - Haven Compressor RCE170L	•	•	•
Air Conditioner - Haven	•	•	•
Washing Machine - Top Loader	•	•	•
DOORS			
Drawer Runners - Soft-Close	•	•	•
Internal Handle - Rectangular Push Button	•	•	•
ELECTRICAL			
Electrical System BMPRO Aspero	•	•	•
Battery 110Ah AGM x 1	•	•	•
Solar Panels 200W x 1	•	•	•
TV 24" Smart x 1	•	•	•
External TV Hatch - (TV point, 12V & 240V & TV Bracket)	•	•	•
TV Aerial - King OmniPro	•	•	•
Awning Light x 1	•	•	•
Internal Ceiling Lights	•	•	•
Reading Lights x 4	•	•	
Reading Lights x 6			•
Studio Tail lights	•	•	•
Anderson Plugs x 2	•	•	•
EXTERNAL			
Exterior One-Piece EcoLite Panels - Walls & Roof 30mm, Floor 40mm - White	•	•	•
Protection Decal Sides Di-Noc Smooth Black - 200mm	•	•	•
Main Entry Door - Haven Security Door	•	•	•
Awning	•	•	•
Wheel Spats - J Mould	•	•	•
Fan Hatches Haven Turbo - Shower Only	•	•	
Fan Hatches Haven Turbo - Shower and Toilet			•
Skylight Haven (400x400) with LED Halo	•	•	•
Picnic Table	•	•	•
Tunnel boot with Large Access Door	•	•	•
Windows Black Aluminium	•	•	•

LIFECHANGER

	PATHWAY	EXPERIENCE	BUNKIE
MISC			
Solid White Sliding Door	•	•	•
Heavy Duty Jack - Haven - Side winding	•	•	•
Table Leg Tri-Fold	•		
Table Leg Non-adjustable Pedestal Leg		•	•
Toilet Roll Holder	•	•	•
Ensuite Towel Rail	•	•	•
Cutlery Drawer Insert	•	•	•
Internal Grab Handle	•	•	•
Smoke Alarm	•	•	•
Fire Extinguisher	•	•	•
Mirror - Above Basin with Polished Edge	•	•	•
Bunk Ladder			•
GAS & WATER			
Kitchen Mixer Tap	•	•	•
Kitchen Sink - Stainless Steel Large Rectangular (Black or Nickel)	•	•	•
Ensuite Basin - Large Ceramic Oval	•	•	
Ensuite Basin - Above Bench Rectangular			•
Ensuite Mixer Tap	•	•	•
Water Tanks - 110L Fresh x 2	•	•	•
Water Tank Covers - Standard Sheetmetal	•	•	•
Hot Water System (Gas/Elec)	•	•	•
Fibreglass Shower	•	•	•
Toilet - Swivel Bowl	•	•	•
12VPump - External Pump with Isolating valves	•	•	•
Shower Door - Opaque	•	•	•
Lockable Fillers x 2	•	•	•
Tap on A-Frame - Door Side	•	•	•
Gas Bayonet to Front of Van	•	•	•
UPHOLSTERY			
Seating Type - Studio Style Café Dinette	•		
Seating Type - Studio Style Club Lounge		•	
Seating Type - Studio Style L-shape Lounge			•
Bedhead Style - Studio Style Full Height	•	•	•
Main Bed - Queen 6'2"x5'0" Innerspring	•	•	•
Bunk Bed - 6'0"x2'2" Innerspring Low Profile x 2			•
Headboard Studio Style	•	•	•

Disclaimer: Crusader Caravans reserve the right to alter specifications without notice. Specifications may vary subject to availability and E&OE (Errors & Omissions Excepted). Images shown are for representation purposes only.



Lifechanger Bunkie shown



C R U S A D E R 2 0 2 5

STANDOUT

MUSKETEER
UNPARALLELED VERSATILITY

www.crusadercaravans.com.au





MUSKETEER

UNPARALLELED VERSATILITY

Inspired by our customers' desire for both style and practicality.

The Musketeer range offers premium designs with exceptional comfort, flexibility, and a luxurious living space. With independent off-road suspension, it delivers smooth handling on various terrains, combining practicality with outstanding functionality.



Musketeer Empress interior shown



Musketeer Empress interior shown



Australian
Made



Full
Composite



Thermal
Efficient




Stylish
Interiors



Diverse Range
of Layouts

“Thank you Crusader people for our beautiful Musketeer Treville. Not only do we love our product, we appreciate the time you took to continually update us along the way, answer our questions promptly, and for still happily assisting us with our queries as we become familiar with our new van. No rushing us through handover either, which some people experience with other dealerships”.

Debbie Mackie – Crusader Musketeer owner




WINNER MANUFACTURER OF THE YEAR



MUSKETEER WARRIOR

Floor Length 5740mm*



- **Av. Tare** 2151kg*
- **Av. Ball** 164kg*
- **ATM** 2800kg
- **Payload** 649kg
- **Overall Length** 7785mm*
- **Overall Height** 3086mm*
- **Overall Width** 2485mm*
- **Sleeps** 2 People

MUSKETEER CAMELOT


Floor Length 5868mm*



- **Av. Tare** 2182kg*
- **Av. Ball** 185kg*
- **ATM** 2800kg
- **Payload** 618kg
- **Overall Length** 7913mm*
- **Overall Height** 3076mm*
- **Overall Width** 2485mm*
- **Sleeps** 2 People

MUSKETEER CENTAUR

Floor Length 5894mm*



- **Av. Tare** 2341kg*
- **Av. Ball** 257kg*
- **ATM** 3200kg
- **Payload** 859kg
- **Overall Length** 7939mm*
- **Overall Height** 3086mm*
- **Overall Width** 2485mm*
- **Sleeps** 2 People

MUSKETEER ARAMIS


Floor Length 6142mm*



- **Av. Tare** 2397kg*
- **Av. Ball** 142kg*
- **ATM** 3200kg
- **Payload** 803kg
- **Overall Length** 8187mm*
- **Overall Height** 3079mm*
- **Overall Width** 2485mm*
- **Sleeps** 2 People

MUSKETEER RECLINER


Floor Length 6142mm*



- **Av. Tare** 2373kg*
- **Av. Ball** 139kg*
- **ATM** 3200kg
- **Payload** 827kg
- **Overall Length** 8187mm*
- **Overall Height** 3087mm*
- **Overall Width** 2485mm*
- **Sleeps** 2 People

MUSKETEER TREVILLE

Floor Length 6142mm*



- **Av. Tare** 2421kg*
- **Av. Ball** 145kg*
- **ATM** 3200kg
- **Payload** 779kg
- **Overall Length** 8187mm*
- **Overall Height** 3082mm*
- **Overall Width** 2485mm*
- **Sleeps** 2 People

MUSKETEER PALACE

Floor Length 6655mm*



- **Av. Tare** 2565kg*
- **Av. Ball** 157kg*
- **ATM** 3200kg
- **Payload** 635kg
- **Overall Length** 8700mm*
- **Overall Height** 3075mm*
- **Overall Width** 2485mm*
- **Sleeps** 4 People

MUSKETEER EMPRESS

Floor Length 6783mm*



- **Av. Tare** 2655kg*
- **Av. Ball** 211kg*
- **ATM** 3200kg
- **Payload** 545kg
- **Overall Length** 8828mm*
- **Overall Height** 3078mm*
- **Overall Width** 2485mm*
- **Sleeps** 2 People

FLOORPLAN KEY ELEMENTS



*Indicative lengths and weights are for standard configuration, any additional options or variations will increase weights. Weights are approximate only and can vary between individual caravans. The Compliance Plate specifies the accurate weight for each respective caravan. Alterations to designated ATM may be requested at the time of order provided it does not exceed the legal maximum and is subject to the final tare weight. Floor length is the external total length of the caravan's floor. Overall width is measured externally and includes all protruding fixtures.

Images shown are for representation purposes only.

STANDARD FEATURES

Discover the standard features that define the Musketeer range, showcasing key specifications and standout qualities.

	WARRIOR	CAMELOT	ARAMIS	RECLINER	TREVILLE	CENTAUR	EMPRESS	PALACE
CHASSIS & BUILD								
Single Axle	•	•						
Tandem Axle			•	•	•	•	•	•
A-Frame 150x50mm (6"x2")	•	•	•	•	•	•	•	•
Coupling - 50mm Ball	•	•	•	•	•	•	•	•
Raiser 50mm (2")							•	•
Bumper Bar Welded - Angled	•	•	•	•	•	•	•	•
Shock Absorbers	•	•	•	•	•	•	•	•
Rims - Primal Rush (Black Machine)	•	•	•	•	•	•	•	•
Tyres LT 245/75 R16	•	•						
Tyres LT 235/75 R15			•	•	•	•	•	•
Brakes 12" Electric (Drum)	•	•						
Brakes 10" Electric (Drum)			•	•	•	•	•	•
Spare Wheel & Bracket at Rear	•	•	•	•	•	•	•	•
Gas Cylinders 9kg x 2	•	•	•	•	•	•	•	•
Chassis Material Supergal (Monument Grey)	•	•	•	•	•	•	•	•
8"Jockeywheel	•	•	•	•	•	•	•	•
Suspension - Independent 2.8T - Tuffride (Coil)	•	•						
Suspension Independent 3.2T - Tuffride (Coil)			•	•	•	•	•	•
Step - Single Pull-Out (Manual)	•	•	•	•	•	•	•	•
ToolBOX - Double Gas Bottle Slide, BBQ Slide with Strap and Front Armour Panel	•	•	•	•	•	•	•	•
APPLIANCES								
Cooking - Thetford Topline - Hybrid (Induction +Gas)	•	•	•	•	•	•	•	•
Fridge - Thetford Compressor 224L	•	•	•	•	•	•	•	•
Air Conditioner - Houghton Belaire HB2800	•	•	•	•	•	•	•	•
Washing Machine - Top Loader	•	•	•	•	•	•		
Washing Machine - Front Loader (4kg)							•	•
Microwave - 23L Flatbed	•	•	•	•	•	•	•	•
DOORS								
Drawer Runners Soft Close	•	•	•	•	•	•	•	•
Internal Handle - Oval Push-Button	•	•	•	•	•	•	•	•
ELECTRICAL								
Electrical System Victron Pack A	•	•	•	•	•	•	•	•
Battery - (x1) 150Ah Lithium	•	•	•	•	•	•	•	•
Solar (x2) 200w	•	•	•	•	•	•	•	•
Rearview Camera - Single - wireless	•	•	•	•	•	•	•	•
TV - (x1) 24" Smart	•	•	•	•	•	•	•	•
External TV Hatch - (TV point, 12V & 240V & TV Bracket)	•	•	•	•	•	•	•	•
TV Aerial - King OmniPro	•	•	•	•	•	•	•	•
Awning Light - Yes (x2)	•	•	•	•	•	•	•	•
Entry Handle Light - Bargman	•	•	•	•	•	•	•	•
Internal Ceiling Lights + (x2) Remote Controls	•	•	•	•	•	•	•	•
Reading Lights (x4)	•	•	•	•	•	•	•	•
Reading Lights (x6)								•
Step Light	•	•	•	•	•	•	•	•
OHC LED Moodlight in Kitchen, Lounge & Ensuite x1 with Separate Dimmer Switch	•	•	•	•	•	•	•	•
OHC LED Moodlight in Kitchen, Lounge x1 with Separate Dimmer Switch								•
Premium LED Tail lights	•	•	•	•	•	•	•	•
Cabin Fans x 2	•	•	•	•	•	•	•	•
Portable Bluetooth™ Radio & Speaker	•	•	•	•	•	•	•	•
Anderson Plugs x 2	•	•	•	•	•	•	•	•
EXTERNAL								
Exterior One-Piece EcoLite Panels - Walls 30mm, Roof & Floor 40mm - White	•	•	•	•	•	•	•	•
Protection Decal - Di-Noc Smooth Black - 200mm high to Sides Only	•	•	•	•	•	•	•	•
Main Entry Door - Camec Security Door	•	•	•	•	•	•	•	•

MUSKETEER

	WARRIOR	CAMELOT	ARAMIS	RECLINER	TREVILLE	CENTAUR	EMPRESS	PALACE
EXTERNAL								
Dust Hatch - Scupper Vent	•	•	•	•	•	•	•	•
Awning	•	•	•	•	•	•	•	•
Wheel Spats With Crusader Logo	•	•	•	•	•	•	•	•
Fan Hatches	•	•	•	•	•	•	•	•
Skylight x 1	•	•	•	•	•	•		
Skylight x 2							•	•
Tunnel Boot - Large Tunnel Boot with Extra-Large Access door	•	•	•	•	•	•	•	•
Splashback	•	•	•	•	•	•	•	•
Picnic Table	•	•	•	•	•	•	•	•
Windows Aluminium - Black	•	•	•	•	•	•	•	•
MISC								
Room Dividers - Sliding Door - Feature Wall x 1		•	•	•	•	•	•	•
Heavy Duty Jack	•	•	•	•	•	•	•	•
Table Leg - Adjustable Telescopic Leg	•				•		•	•
Table Leg - Slide-Out Table		•	•			•		
Table Leg - Tri-Fold				•				
Vanity Mirror - On Shaving Cabinet with Polished Edge	•	•	•	•	•	•	•	•
Toilet Roll Holder	•	•	•	•	•	•	•	•
Ensuite Towelrail x 2	•	•	•	•	•	•	•	•
Cutlery Drawer Insert	•	•	•	•	•	•	•	•
Internal Grab Handle	•	•	•	•	•	•	•	•
Smoke/CO Alarm	•	•	•	•	•	•	•	•
Fire Extinguisher	•	•	•	•	•	•	•	•
Bunk Ladder								•
WATER & GAS								
Kitchen Mixer Tap	•	•	•	•	•	•	•	•
Kitchen Sink - Stainless Steel Large Rectangular (Black or Nickel)	•	•	•	•	•	•	•	•
Ensuite Basin - Large Ceramic Oval	•	•	•	•	•	•	•	
Ensuite Basin - Above Bench Ceramic Rectangular								•
Ensuite Mixer Tap - Tall	•	•	•	•	•	•	•	•
Water Tanks - 110L Fresh x 2	•	•	•	•	•	•	•	•
Water Tanks - Grey 110L x 1	•	•	•	•	•	•	•	•
Isolating Taps on Tanks	•	•	•	•	•	•	•	•
Water Tank Covers - Standard Sheetmetal	•	•	•	•	•	•	•	•
Hot Water System (Gas/Elec)	•	•	•	•	•	•	•	•
Fibreglass Shower	•	•	•	•	•	•	•	•
Toilet - Ceramic bowl	•	•	•	•	•	•	•	•
12VPump - External Pump with Isolating valves	•	•	•	•	•	•	•	•
Shower Door Opaque	•	•	•	•	•	•	•	•
Lockable Fillers (x2)	•	•	•	•	•	•	•	•
Tap on A-Frame Door Side	•	•	•	•	•	•	•	•
Gas Bayonet to Front of Van	•	•	•	•	•	•	•	•
UPHOLSTERY								
Seating Type - Premium Style Café Dinette		•	•			•		
Seating Type - Recliners				•				
Seating Type - Premium Style Rear Club Lounge								•
Bedhead Style - Aero Front -Premium Style	•	•	•	•	•	•	•	•
Foot Rests x 1	•							•
Foot Rests x 2		•	•		•	•		
Main Bed - Queen 6'2"x5'0" Innerspring	•	•	•	•	•	•	•	•
Bunk Bed - 6'2"x2'2" Innerspring Low Profile* x 2								•
Headboard - Premium Style	•	•	•	•	•	•	•	•

Disclaimer: Crusader Caravans reserve the right to alter specifications without notice. Specifications may vary subject to availability and E&OE (Errors & Omissions Excepted). Images shown are for representation purposes only.



C R U S A D E R 2 0 2 5

STANDOUT

EXCALIBUR
LUXURY REDEFINED

www.crusadercaravans.com.au





EXCALIBUR

LUXURY REDEFINED

Luxury reimaged with a caravan range that sets new standards.

The Excalibur range takes luxury to new heights, offering a sophisticated and opulent experience for those who demand the finest in caravanning. Designed for discerning travellers seeking the best in comfort and style, the Excalibur offers versatile capabilities for both on-road journeys and challenging terrains.



Excalibur Duke interior shown



Excalibur Serenity interior shown



Australian
Made



Off-Road
Luxury



Independent
Suspension



Full
Composite



Victron
Powered

"After extensive research we chose to purchase a Crusader Caravan. We wanted an Australian made caravan and we were impressed with the high manufacturing quality, state of the art technology, ruggedness and design of the Crusader Excalibur range. We couldn't be happier with our Serenity model..."

Andrew Fraser – Crusader Excalibur owner



WINNER MANUFACTURER OF THE YEAR



EXCALIBUR DUKE


Floor Length 6487mm*



- **Av. Tare** 2787kg*
- **Av. Ball** 154kg*
- **ATM** 3500kg
- **Payload** 713kg
- **Overall Length** 9047mm*
- **Overall Height** 3098mm*
- **Overall Width** 2475mm*
- **Sleeps** 2 People

EXCALIBUR NOBLEMAN

Floor Length 6487mm*



- **Av. Tare** 2709kg*
- **Av. Ball** 160kg*
- **ATM** 3500kg
- **Payload** 791kg
- **Overall Length** 9047mm*
- **Overall Height** 3097mm*
- **Overall Width** 2475mm*
- **Sleeps** 2 People

EXCALIBUR SERENITY

Floor Length 6702mm*



- **Av. Tare** 2835kg*
- **Av. Ball** 183kg*
- **ATM** 3500kg
- **Payload** 665kg
- **Overall Length** 9279mm*
- **Overall Height** 3093mm*
- **Overall Width** 2475mm*
- **Sleeps** 2 People

EXCALIBUR CASTLE

Floor Length 7195mm*



- **Av. Tare** 2810kg*
- **Av. Ball** 233kg*
- **ATM** 3500kg
- **Payload** 690kg
- **Overall Length** 9650mm*
- **Overall Height** 3080mm*
- **Overall Width** 2500mm*
- **Sleeps** 4 People

EXCALIBUR KINGSMAN

Floor Length 7221mm*



- **Av. Tare** 3079kg*
- **Av. Ball** 228kg*
- **ATM** 3500kg
- **Payload** 421kg
- **Overall Length** 9657mm*
- **Overall Height** 3080mm*
- **Overall Width** 2495mm*
- **Sleeps** 2 People

EXCALIBUR PRINCE

Floor Length 7300mm*



- **Av. Tare** 2989kg*
- **Av. Ball** 268kg*
- **ATM** 3500kg
- **Payload** 511kg
- **Overall Length** 9860mm*
- **Overall Height** 3098mm*
- **Overall Width** 2475mm*
- **Sleeps** 2 People

FLOORPLAN KEY ELEMENTS



Excalibur Nobleman interior shown

*Indicative lengths and weights are for standard configuration, any additional options or variations will increase weights. Weights are approximate only and can vary between individual caravans. The Compliance Plate specifies the accurate weight for each respective caravan. Alterations to designated ATM may be requested at the time of order provided it does not exceed the legal maximum and is subject to the final tare weight. Floor length is the external total length of the caravan's floor. Overall width is measured externally and includes all protruding fixtures. Images shown are for representation purposes only..

STANDARD FEATURES

Discover the standard features that define the Excalibur range, showcasing key specifications and standout qualities.

	DUKE	SERENITY	NOBLEMAN	PRINCE	KINGSMAN	CASTLE
CHASSIS & BUILD						
Tandem Axle	•	•	•	•	•	•
A-Frame 150x50mm (6"x2")	•	•	•	•	•	•
Coupling DO35	•	•	•	•	•	•
2" Raiser	•		•	•	•	
Bumper Bar - Welded - Angled	•	•	•	•	•	•
Double Shock Absorbers	•	•	•	•	•	•
Rims Primal Hostage (Black Milled)	•	•	•	•	•	•
Tyres LT 245/75/R16	•	•	•	•	•	•
Brakes 12" Electric (Drum)	•	•	•	•	•	•
Spare Wheel & Bracket at Rear	•	•	•	•	•	•
Gas Cylinders 9kg x 2	•	•	•	•	•	•
Chassis Material Supergal (Monument Grey)	•	•	•	•	•	•
A-Frame Signature Armour Plate	•	•	•	•	•	•
8" Sidewinder Jockeywheel	•	•	•	•	•	•
Independent 3.7T - TuffRide (Coil) Suspension	•	•	•	•	•	•
Step - Single Electric	•	•	•	•	•	•
Toolbox - Gen Slide, 88Q Slide w with Strap, 2xJerry Can Holders + Gas Bottle Box and Armour Plate	•	•	•	•	•	•
APPLIANCES						
Cooking - Thetford Topline - Hybrid (Induction + Gas) Plus Duplex Oven	•	•	•	•	•	•
Fridge - Thetford Compressor 274L	•	•	•	•	•	•
Air Conditioner - Dometic Freshjet 7 Pro	•	•	•	•	•	•
Washing Machine - Front Loader (4kg)	•	•	•	•	•	•
Microwave - Swift	•	•	•	•	•	•
DOORS						
Drawer Runners - Soft Close	•	•	•	•	•	•
Internal Handle - Oval - Push Button	•	•	•	•	•	•
ELECTRICAL						
Electrical System - Victron Pack B	•	•	•	•	•	•
Inverter - Victron 2000W	•	•	•	•	•	•
Battery 300Ah Lithium x 1	•	•	•	•	•	•
Solar Panels - 3 x 200W	•	•	•	•	•	•
Rearview Camera - Wireless Single Cam	•	•	•	•	•	•
TV - 27" Smart	•	•	•	•	•	•
External TV Hatch with Large Cocktail Bar (Inc. TV Bracket & Points to Suit)	•	•	•	•	•	•
TV Aerial - Milenco Power 900L	•	•	•	•	•	•
Awning Light x 3	•	•	•	•	•	•
Entry Handle Light - Bargman	•	•	•	•	•	•
Internal Ceiling Lights	•	•	•	•	•	•
Reading Lights x 4	•	•	•	•	•	
Reading Lights x 6						•
Step Light	•	•	•	•	•	•
OHC LED Moodlight in Kitchen, Lounge & Ensuite x2 with Separate Dimmer Switch	•	•	•	•	•	
OHC LED Moodlight in Kitchen & Lounge x2 with Separate Dimmer Switch						•
Taillights - Large LED Tail lights	•	•	•	•	•	•
Tunnelboot lights x1	•	•	•	•	•	•
Cabin Fans x 2	•	•	•	•	•	
Cabin Fans x 5						•
Audio - Portable Bluetooth™ Radio & Speaker	•	•	•	•	•	•
Anderson Plugs x 2	•	•	•	•	•	•
Breakaway Safety Unit	•	•	•	•	•	•
EXTERNAL						
Exterior One-Piece EcoLite Panels - Walls 30mm, Roof & Floor 40mm - White	•	•	•	•	•	•
Protection Decal - Di-Noc Smooth Black - 200mm high to Sides Only	•	•	•	•	•	•

Disclaimer: Crusader Caravans reserve the right to alter specifications without notice. Specifications may vary subject to availability and E&OE (Errors & Omissions Excepted). Images shown are for representation purposes only.

MY25V1 26/09/2024

EXCALIBUR

	DUKE	SERENITY	NOBLEMAN	PRINCE	KINGSMAN	CASTLE
EXTERNAL						
Main Entry Door - Camec Invictus	•	•	•	•	•	•
Dust Hatch - Scupper Vent	•	•	•	•	•	•
Slideout Storage - Utility Drawer	•	•	•	•	•	•
Awning	•	•	•	•	•	•
Wheel Spats with Crusader Logo	•	•	•	•	•	•
Fan Hatches - Shower and Toilet	•	•	•	•	•	•
Skylight x2 Large Hatches	•	•	•	•	•	•
Tunnel Boot Large with Extra-LargeAccess door, and Checkeplate lining	•	•	•	•	•	•
Bedroom Windows - Luxury View - x 4	•	•	•	•	•	•
Numberplate Holder	•	•	•	•	•	•
Picnic Table - Large x)	•	•	•	•	•	•
Windows - Black Aluminium	•	•	•	•	•	•
MISC						
Room Dividers - Sliding Door - Feature Wall	•	•	•	•	•	•
Heavy Duty Jack	•	•	•	•	•	•
Table Leg - Slide Out	•					
Table Leg - Adjustable Telescopic Leg		•		•	•	•
Splashback Kitchen and Ensuite	•	•	•	•	•	•
Table Leg - Tri-fold Table			•			
Vanity Mirror - On Shaving Cabinet with Polished Edge	•	•	•	•	•	•
Toilet Roll Holder	•	•	•	•	•	•
Ensuite Towelrail x 2	•	•	•	•	•	•
Cutlery Drawer Insert	•	•	•	•	•	•
Internal Grab Handle	•	•	•	•	•	•
Smoke Alarm	•	•	•	•	•	•
FireExtinguisher	•	•	•	•	•	•
Bunk Ladder						•
WATER & GAS						
Kitchen Mixer Tap - Standard with Filter	•	•	•	•	•	•
Kitchen Sink - Granite Stone Composite (Black or White)	•	•	•	•	•	•
Ensuite Basin - Large Round Fluted	•	•	•		•	
Ensuite Basin - Large Ceramic Oval				•		
Ensuite Basin - Above Bench Ceramic Rectangular						•
Ensuite Mixer Tap - Tall	•	•	•	•	•	
Water Filter	•	•	•	•	•	•
External Shower	•	•	•	•	•	•
Water Tanks - Fresh x 2	•	•	•	•	•	•
Water Tanks - Grey 110L x 1	•	•	•	•	•	•
Isolating Taps on Tanks	•	•	•	•	•	•
Water Tank Covers	•	•	•	•	•	•
HWS - Instantaneous (Gas Only)	•	•	•	•	•	•
Large Fibreglass Shower	•	•	•	•	•	•
Toilet - Ceramic Bowl	•	•	•	•	•	•
12VPump - External with Isolating valves	•	•	•	•	•	•
Shower Door - Opaque	•	•	•	•	•	•
Lockable Fillers x 2	•	•	•	•	•	•
Tap on A-Frame - with protector	•	•	•	•	•	•
Auto Tank Fill	•	•	•	•	•	•
Gas Bayonet to Front of Van	•	•	•	•	•	•
UPHOLSTERY						
Seating Type Grandeur Style Café Dinette c/w Hidden Storage	•					
Seating Type Grandeur Style Club Lounge c/w Hidden Storage		•		•	•	•
Seating Type - Recliners			•			
Bedhead Style - Grandeur Aero Front with Mood lighting	•	•	•	•	•	•
Main Bed - Queen 6'4"x5'0" Innerspring	•	•	•	•	•	•
Bunk Bed - 6'2"x2'2" Innerspring Low Profile x 2						•
Grandeur Style Padded Headboard	•	•	•	•	•	•



C R U S A D E R 2 0 2 5

STANDOUT

Xcountry

OFF-ROAD LUXURY & PERFORMANCE REDEFINED

www.crusadercaravans.com.au





XCOUNTRY

OFF-ROAD LUXURY & PERFORMANCE REDEFINED

A rugged, luxurious getaway caravan for extended off-grid adventures

Designed and built in Australia with the off-road smarts and rugged construction you need, the XCountry range integrates luxurious interiors with high-performance suspension, Victron battery management system and advanced solar capabilities. Enjoy extended off-road adventures in opulence and exceptional comfort.



Australian
Made



Off-Road
Luxury




Airbag
Suspension



Full
Composite



Victron
Powered



XCountry Extreme interior shown



XCountry Trailbreaker interior shown

"Absolutely the finest caravan on the market. When you look at others around the same price range there are so many quality features that stand out on a Crusader Caravan. They are built with love and built to last and once you've had one you won't want anything else".

Dean Rogers – Crusader XCountry owner



WINNER MANUFACTURER OF THE YEAR



XCOUNTRY TRAILBREAKER

Floor Length 5892mm*



- **Av. Tare** 2531kg*
- **Av. Ball** 220kg*
- **ATM** 3000kg
- **Payload** 451kg
- **Overall Length** 8450mm*
- **Overall Height** 3074mm*
- **Overall Width** 2495mm*
- **Sleeps** 2 People

XCOUNTRY MADMAX

Floor Length 5960mm*



- **Av. Tare** 2863kg*
- **Av. Ball** 146kg*
- **ATM** 3500kg
- **Payload** 637kg
- **Overall Length** 8500mm*
- **Overall Height** 3097mm*
- **Overall Width** 2475mm*
- **Sleeps** 2 People

XCOUNTRY EXTREME

Floor Length 6514mm*



- **Av. Tare** 2935kg*
- **Av. Ball** 182kg*
- **ATM** 3500kg
- **Payload** 565kg
- **Overall Length** 9074mm*
- **Overall Height** 3172mm*
- **Overall Width** 2495mm*
- **Sleeps** 2 People

FLOORPLAN KEY ELEMENTS



XCountry Trailbreaker interior shown



XCountry Mad-Max interior shown



XCountry Extreme interior shown



XCountry Mad-Max interior shown

*Indicative lengths and weights are for standard configuration, any additional options or variations will increase weights. Weights are approximate only and can vary between individual caravans. The Compliance Plate specifies the accurate weight for each respective caravan. Alterations to designated ATM may be requested at the time of order provided it does not exceed the legal maximum and is subject to the final tare weight. Floor length is the external total length of the caravan's floor. Overall width is measured externally and includes all protruding fixtures.

Images shown are for representation purposes only.

STANDARD FEATURES

Discover the standard features that define the XCountry range, showcasing key specifications and standout qualities.

	TRAILBREAKER	MAD-MAX	EXTREME
CHASSIS & BUILD			
Single Axle	•		
Tandem Axle		•	•
A-Frame - 150x50mm 6"x2"	•	•	•
Coupling DO35 & provision for DO45	•	•	•
Raiser 50mm 2"		•	•
Bumper Bar Welded - Angled	•	•	•
Shock Absorbers - Double	•	•	•
Rims Havock/Grinder Rims		•	•
Tyres - LT 275/70 R18 All-Terrain (Cooper/BFG/MickeyT)	•		
Tyres - LT 265/70 R17 All-Terrain (Cooper/BFG/MickeyT)		•	•
Brakes - 13" Hydraulic Disk Brakes (Blue Anderson)	•		
Brakes - 12" Hydraulic Disk Brakes (Blue Anderson)		•	•
ESC/DSC - Sway Control System	•	•	•
Spare Wheel and Bracket	•	•	•
Gas Cylinders 2x 9kg	•	•	•
Chassis Material - Hot Dip Galvanised	•	•	•
A-Frame Signature Armour Plate	•	•	•
Underbody Protection - Full width Mudflaps	•	•	•
Heavy duty Jockey wheel	•	•	•
Rear Tow Shackles	•	•	•
Rear Slide Protectors	•	•	•
Axle(s) - Suspension Ind. 3.0T SINGLE - Cruisemaster ATX (Airbag S4+)*	•		
Axle(s) - Suspension - Independent 4.5T - Cruisemaster ATX (Airbag S4+)*		•	•
Step - Single Electric	•	•	•
Toolbox - Gen Slide, BBQ Slide w/Strap c/w 2xJC + Gas Bottle Bucket and Armour Plate	•	•	•
Firewood Storage on top of toolbox	•	•	•
Undervan Toolbox 800mm Undervan (Doorside)	•	•	•
APPLIANCES			
Cooking - Thetford Topline 902 Induction *	•	•	•
Heater - Diesel Heater - AU Focus (1 Vent)*	•	•	•
Fridge - Thetford Compressor 274L	•	•	•
Air Conditioner - Dometic Freshjet 7 Pro	•	•	•
Washing Machine Top Loader	•	•	
Washing Machine Front Loader			•
Microwave Multi Function Convection Microwave	•	•	•
DOORS			
Drawer Runners - Soft close	•	•	•
Internal Handle - Oval - Push Button	•	•	•
ELECTRICAL			
Electrical System - Victron Pack C	•	•	•
Inverter - Victron 3000W	•	•	•
Battery - 300Ah Lithium * x2	•	•	•
Solar Pannels x6	•	•	•
Rearview Camera - Wireless - Single Cam	•	•	•
TV - xl 27" Smart TV	•	•	•
External TV Hatch - with Large Cocktail Bar(Inc. TV Bracket & Points to Suit)	•	•	•
TV Aerial - Milenco Antenna	•	•	•
Awning Light x3	•	•	•
Entry Handle Light - Yes - Bargman	•	•	•
Internal Ceiling Lights + Remote Control x2	•	•	•
Reading Lights x4	•	•	•
Step Light	•	•	•
OHC LED Moodlight in Kitchen, Lounge & Ensuite x2 with Separate Dimmer Switch	•	•	•
Light Bar x1	•	•	•
Tail lights - Large LED	•	•	•
Tunnelboot lights x1 - Awning side	•	•	•
Cabin Fans x2	•	•	•
Portable Bluetooth™ Radio & Speaker	•	•	•

MY25V1 26/09/2024

XCOUNTRY

	TRAILBREAKER	MAD-MAX	EXTREME
ELECTRICAL			
Anderson Plugs x3	•	•	•
BreakawaySafetyUnit	•	•	•
EXTERNAL			
Exterior One-Piece EcoLite Panels - Walls 30mm, Roof 40mm & Floor 50mm	•	•	•
Protection Decal - Di-Noc Smooth Black - 200mm high to Sides Only	•	•	•
Main Entry Door - Camec Invictus - No Vent	•	•	•
Dust Hatch - CaraFan Sahara CP700	•	•	•
Slideout Storage - Utility Drawer x 1		•	•
Slideout Storage - Utility Drawer x 2	•		
Slide out Kitchen		•	•
Awning	•	•	•
Wheel Spats with Crusader Logo	•	•	•
Fan Hatches - Shower and Toilet	•	•	•
*Tunnel Boot - Large Tunnel Boot with Extra-Large	•	•	•
Bedroom Windows - Luxury View - x4	•	•	•
Numberplate Holder	•	•	•
Picnic Table - Large	•	•	•
Windows - Black Aluminium	•	•	•
Additional Sailtrack - Full Length - Roadside	•	•	•
MISC			
RoomDividers - 1 x Sliding Door - Feature Wall	•	•	•
Heavy Duty Jack	•	•	•
Table Leg - Slide Out Table	•	•	•
Splashback - Kitchen & Ensuite	•	•	•
Vanity Mirror - On Shaving Cabinet with Polished Edge	•	•	•
Toilet Roll Holder	•	•	•
Ensuite Towelrail x2	•	•	•
Cutlery Drawer Insert	•	•	•
Internal Grab Handle	•	•	•
Smoke/CO Alarm	•	•	•
Fire Extinguisher	•	•	•
WATER & GAS			
Kitchen Mixer Tap with Filter	•	•	•
Kitchen Sink - Large Rectangular - Granite Stone Composite Sink (Black or White)	•	•	
Ensuite Basin - Large Ceramic Oval			•
Ensuite Basin - Large Round Fluted	•	•	•
Ensuite Mixer Tap - Tall	•	•	•
Water Filter	•	•	•
External Shower	•	•	•
Water Tanks - x2 110L- Fresh	•	•	•
Water Tanks - 110L Grey x1	•	•	•
Isolating Taps on Tanks	•	•	•
Water Tank Checkerplate Covers	•	•	•
Diesel Hot Water System	•	•	•
Shower	•	•	•
Toilet - OGO Origin Composting Toilet*	•	•	•
12VPump - External Pump with Isolating valves	•	•	•
Main Pressure Fill	•	•	•
Shower Door - Opaque	•	•	•
Lockable Fillers x2	•	•	•
Tap on A-Frame - Door Side with protector	•	•	•
Waste Pipe Protection	•	•	•
Auto Tank Fill	•	•	•
Gas Bayonet to Front of Van	•	•	•
UPHOLSTERY			
Seating Type - Grandeur Style Café Dinette with Hidden Storage	•	•	•
Bedhead Style - Grandeur Aero Front with Mood lighting	•	•	•
Main Bed - Queen 6'4"x5'0" LATEX	•	•	•
Grandeur Style Padded Headboard	•	•	•



C R U S A D E R 2 0 2 5

STANDOUT

ESPERANCE

COMPACT, ON-ROAD, AFFORDABLE

www.crusadercaravans.com.au





ESPERANCE

**COMPACT, ON ROAD
AFFORDABLE**

Designed for travellers seeking a convenient lifestyle.

The Esperance CRV is an affordable premium compact caravan, ideal for weekend getaways at caravan parks or reserves. This model offers all the comforts of home without breaking the bank. With a toilet, shower, kitchen, fridge, and TV, you'll enjoy luxurious amenities wherever you go. Its flexible bedding options allow for easy conversion.



Australian
Made



Full
Composite



Thermal
Efficient



Light
Weight



Compact
Design



Esperance Force interior shown



Esperance Force interior shown

"Great tour. Thanks Max! Crusaders are really put together well with top notch quality control every step of the way".

Harold Perry - Crusader



WINNER MANUFACTURER
OF THE YEAR



ESPERANCE

Floor Length 3905mm*



- **Av. Tare** 1481kg*
- **Av. Ball** 95kg*
- **ATM** 2200kg
- **Payload** 719kg
- **Overall Length** 5740mm*
- **Overall Height** 2850mm*
- **Overall Width** 2195mm*
- **Sleeps** 2 People

ESDPERANCE STORM

Floor Length 5075mm*



- **Av. Tare** 1686kg*
- **Av. Ball** 127kg*
- **ATM** 2200kg
- **Payload** 514kg
- **Overall Length** 6885mm*
- **Overall Height** 2858mm*
- **Overall Width** 2195mm*
- **Sleeps** 2 People

ESPERANCE FORCE

Floor Length 4525mm*



- **Av. Tare** 1574kg*
- **Av. Ball** 110kg*
- **ATM** 2200kg
- **Payload** 626kg
- **Overall Length** 6335mm*
- **Overall Height** 2868mm*
- **Overall Width** 2195mm*
- **Sleeps** 2 People

ESPERANCE FAMILIA

Floor Length 5235mm*



- **Av. Tare** 1664kg*
- **Av. Ball** 152kg*
- **ATM** 2200kg
- **Payload** 536kg
- **Overall Length** 7040mm*
- **Overall Height** 2853mm*
- **Overall Width** 2195mm*
- **Sleeps** 4 People

FLOORPLAN KEY ELEMENTS



Oven, Cooktop
& Rangehood



Fridge



Steps
Main Door



Esperance Storm interior shown



Esperance interior shown



Esperance Familia interior shown

*Indicative lengths and weights are for standard configuration, any additional options or variations will increase weights. Weights are approximate only and can vary between individual caravans. The Compliance Plate specifies the accurate weight for each respective caravan. Alterations to designated ATM may be requested at the time of order provided it does not exceed the legal maximum and is subject to the final tare weight. Floor length is the external total length of the caravan's floor. Overall width is measured externally and includes all protruding fixtures.

STANDARD FEATURES

Discover the standard features across the Esperance range, offering exceptional value and convenience..

	ESPERANCE	STORM	FORCE	FAMILIA
CHASSIS & BUILD				
Single Axle	•	•	•	•
A-Frame 150 x 50 (6"x 2")	•	•	•	•
50mm Ball Coupling	•	•	•	•
Bumper Bar Welded Straight	•	•	•	•
Double Shock Absorbers	•	•	•	•
Primal Rush (Black Machine) Rims	•	•	•	•
LT 235/75 R15 All-Terrain Tyres	•	•	•	•
12" Electric (Drum) Brakes	•	•	•	•
Spare Wheel & Bracket at Rear	•	•	•	•
Gas Cylinders x 2	•	•	•	•
8" Jockeywheel	•	•	•	•
Suspension 2200kg - Leaf Spring x 1	•	•	•	•
Single Pull-Out Step	•	•	•	•
Drop Leg Each Corner	•	•	•	•
Safety Chain	•	•	•	•
APPLIANCES				
Cooking - Swift 4-Gas Burner with Grill, and Microwave (optional Airfryer) Combo	•	•	•	•
Fridge Haven RCE140L	•	•	•	•
Air Conditioner - Houghton HB2400	•	•	•	•
DOORS				
Soft-Close Drawer Runners	•	•	•	•
Internal Handle Push Button - Square	•	•	•	•
ELECTRICAL				
Electrical System BMPRO Aspero	•	•	•	•
110Ah AGM Battery x 1	•	•	•	•
Solar Panel 200W x 1	•	•	•	•
TV 24" Smart x 1	•	•	•	•
External TV Hatch - (TV point, 12V & 240V & TV Bracket)	•	•	•	•
TV Aerial King OmniPro	•	•	•	•
Awning Lights x 2	•	•	•	•
Reading Lights x 2	•	•	•	•
Studio LED tail lights	•	•	•	•
Cabin Fan x 1	•	•	•	•
Satellite System - Starlink Provision (inc. DPP + 12V) - c/w External Cable Access	•	•	•	•
Breakaway System	•	•	•	•
Anderson Plugs x 2	•	•	•	•
EXTERNAL				
Exterior One-Piece EcoLite Panels - Walls & Roof 30mm, Floor 40mm - White	•	•	•	•
Main Entry Door Haven	•	•	•	•
Awning - Cassette	•	•	•	•
Wheel Spats with Crusader Logo	•	•	•	•
Fan Hatches - Haven Turbo x 1	•	•	•	•
Skylight - Haven (400x400) with LED Halo	•	•	•	•
Tunnel Boot with Large Access Door	•	•	•	•
Picnic Table	•	•	•	•
Windows Tinted	•	•	•	•
Trailer Jack Haven Side winding	•	•	•	•
Table Leg Haven - Swivel Legs x 2	•	•	•	•
Table Leg Slide Out x 2	•	•	•	•
Internal Grab Handle	•	•	•	•
Smoke Alarm	•	•	•	•
Fire Extinguisher	•	•	•	•

ESPERANCE

	ESPERANCE	STORM	FORCE	FAMILIA
WATER & GAS				
Kitchen Mixer Tap	•	•	•	•
Kitchen Sink - Square (No Drainer)	•	•	•	•
Ensuite Basin Teardrop	•	•	•	•
Ensuite Mixer Tap	•	•	•	•
Water Tanks - Fresh 110L x 1	•	•	•	•
Hot Water System (Gas/Elec)	•	•	•	•
Shower Standard/ Studio ensuite	•	•	•	•
Toilet Haven Bench Style	•	•	•	•
Toilet - Swivel Bowl	•	•	•	•
12VPump - External Pump with Isolating valves	•	•	•	•
Shower Door - Full Mirror	•	•	•	•
Tap on A-Frame Door Side	•	•	•	•
Gas Bayonet to Front of Van	•	•	•	•
UPHOLSTERY				
Seating Type - Studio Style Seat x 2	•	•	•	•
Seating Type - Studio Style Café Dinette	•	•	•	•
Bedhead Style - Studio Style	•	•	•	•
Main Bed Mattress - Single 6'2"x2'5" Innerspring x 2	•	•	•	•
Bunk Bed - 6'0"x2'2" Innerspring Low Profile x 2	•	•	•	•
Headboard Studio Style	•	•	•	•

Disclaimer: Crusader Caravans reserve the right to alter specifications without notice. Specifications may vary subject to availability and E&OE (Errors & Omissions Excepted). Images shown are for representation purposes only.



Esperance Force interior shown



C R U S A D E R 2 0 2 5

STANDOUT

 **HAMELEON**

COMPACT, RUGGED AND ADVENTUROUS

www.crusadercaravans.com.au





CHAMELEON

COMPACT, RUGGED AND ADVENTUROUS

Compact & reliable, perfect for off-road adventure seekers.

The Chameleon range offers a unique rear door access for enhanced functionality, allowing you to store gear and sports equipment with ease. With flexible sleeping arrangements and a fully functional kitchen, the Chameleon combines practicality with comfort.



Chameleon Liberty SV interior shown



Chameleon Liberty SV interior shown



Australian
Made



Full
Composite



Off-Road
Suspension



Light
Weight



Compact
Design

"Our Crusader Chameleon Liberty SV is a great compact off road van, the quality of the van is great and the fact that we have so much storage, a kitchen and ensuite inside with a rear entry door is fabulous. The design of this van is spot on, we love it."

Jeanene Ball – Crusader Chameleon owner



WINNER MANUFACTURER OF THE YEAR



CHAMELEON LIBERTY SV

Floor Length 3815mm*



- **Av. Tare** 1511kg*
- **Av. Ball** 135kg*
- **ATM** 2700kg
- **Payload** 1189kg
- **Overall Length** 5750mm*
- **Overall Height** 2880mm*
- **Overall Width** 2195mm*
- **Sleeps** 2 People

FLOORPLAN KEY ELEMENTS



Oven, Cooktop
& Rangehood



Fridge

The Chameleon range has been infused with a touch of luxury, creating a space that feels like a studio apartment. Relish in the luxurious features selected by our designers with your comfort in mind.



Designed to adapt to your adventurous lifestyle, it ensures every trip is memorable, whether you're hitting the trails or relaxing by the beach.

*Indicative lengths and weights are for standard configuration, any additional options or variations will increase weights. Weights are approximate only and can vary between individual caravans. The Compliance Plate specifies the accurate weight for each respective caravan. Alterations to designated ATM may be requested at the time of order provided it does not exceed the legal maximum and is subject to the final tare weight. Floor length is the external total length of the caravan's floor. Overall width is measured externally and includes all protruding fixtures.

Images shown are for representation purposes only.

STANDARD FEATURES

Discover the standard features that define the Chameleon range, showcasing key specifications and standout qualities.



CHASSIS & BUILD	
Single Axle	•
A-Frame 150 x 50 (6"x 2")	•
DO35 Coupling	•
Double Shock Absorbers	•
Primal Rush (Black Machine) Rims	•
LT 245/75 R16 All - TerrainTyres	•
12" Electric (Drum) Brakes	•
Spare Wheel & Bracket on A-frame	•
Gas Cylinders x 2	•
8" Sidewinder Jockeywheel	•
Independent 2.7T - TuffRide (Coil) Suspension	•
Single Pull-Out Step	•
Double Pull-Out Step	•
Double Gas Bottle Slide, BBQ Slide w/Strap Toolbox	•
Stone Guard Aluminium (Includes Mud Flap)	•
Drop Leg Each Corner	•
Safety Chain	•
APPLIANCES	
Cooking - Swift 4-Gas Burner with Grill, and Microwave (optional Airfryer) Combo	•
Fridge - Haven RCE170L	•
Air Conditioner - Houghton HB2400	•
DOORS	
Soft-Close Drawer Runners	•
Internal Handle - Square Push Button	•
ELECTRICAL	
Electrical System BMPRO Aspero	•
135Ah Lithium Battery x 1	•
Solar 200W x 2	•
Rearview Camera - Single Wireless	•
TV 24" Smart x 1	•
External TV Hatch - (TV point, 12V & 240V & TV Bracket)	•
TV Aerial - King OmniPro	•
Awning Lights x 2	•
Premium LED taillights	•
Tunnelboot Touch Light x 1	•
Cabin Fan x 1	•
Satellite System - Starlink Provision (Inc. DPP + 12V) - c/w External Cable Access	•
Breakaway System	•
Anderson Plugs x 2	•
EXTERNAL	
Exterior One-Piece EcoLite Panels - Walls & Roof 30mm, Floor 40mm - White	•
Main Entry Door Haven	•
Dust Hatch - Scupper Vent	•
Awning - Cassette	•
Wheel Spats with Crusader Logo	•
Tunnel Boot with Extra Large Access Door	•
Tunnel Boot Lining - checkerplate	•
Picnic Table - Haven	•
Windows Tinted	•
Windows Black Aluminium	•
Trailer Jack Haven Side Winding	•
Table Leg Haven - Swivel Legs x 1	•
Smoke Alarm	•



ELECTRICAL	
Fire Extinguisher	•
Kitchen Mixer Tap	•
Kitchen Sink - Square (No Drainer)	•
Ensuite Basin Teardrop	•
Ensuite Mixer Tap	•
Water Filter	•
Water Tanks - Fresh 110L x 2	•
Water Tanks - Grey 110L x 1	•
Hot Water System (Gas/Elec)	•
Shower Standard/ Studio ensuite	•
Toilet Haven Bench Style	•
12VPump - External Pump with Isolating Valves	•
Shower Door - Full Mirror	•
Tap on A-Frame Door Side	•
Tap on A-Frame	•
Plumbing Protection	•
Gas Bayonet to Front of Van	•
UPHOLSTERY	
Bedhead Style - Premium Full Height	•
Main Bed Mattress - Single 6'2"x2'5" Innerspring x 2	•

Disclaimer: Crusader Caravans reserve the right to alter specifications without notice. Specifications may vary subject to availability and E&OE (Errors & Omissions Excepted). Images shown are for representation purposes only.



Chameleon Liberty SV interior shown



C R U S A D E R 2 0 2 5

STANDOUT

GLADIATOR

COMPACT OFF-ROAD ADVENTURE

www.crusadercaravans.com.au





GLADIATOR

COMPACT OFF-ROAD ADVENTURE

Perfect for adventurers who demand rugged reliability in a compact caravan.

The Gladiator CRV is a tough compact unit packed with features typically found in high-end models, including a toilet, shower, kitchen, fridge, and full-height pantry. Built with premium components, the Gladiator is designed for off-road excursions, featuring independent suspension and a robust six-inch chassis. Its flexible bedding options allow for easy conversion, and versatile sleeping configurations.



Australian
Made



Full
Composite



Thermal
Efficient



Light
Weight



Compact
Design



Gladiator interior shown



Gladiator Storm interior shown

"We are delighted to have chosen Crusader. From the day of purchase every person at Crusader has been a pleasure to work with. They have explained everything to us and have been very cooperative. I can't recommend them enough. One day, we visited the factory. It was an amazing spectacle! Now we understand why they won the award for being the best factory. Thank you very much, Crusader!!!"

Gabriel Grillo.



WINNER MANUFACTURER OF THE YEAR



GLADIATOR

Floor Length 3930mm*



- **Av. Tare** 1706kg*
- **Av. Ball** 117kg*
- **ATM** 2700kg
- **Payload** 994kg
- **Overall Length** 5965mm*
- **Overall Height** 2995mm*
- **Overall Width** 2195mm*
- **Sleeps** 2 People

GLADIATOR STORM

Floor Length 5063mm*



- **Av. Tare** 1904kg*
- **Av. Ball** 181kg*
- **ATM** 2700kg
- **Payload** 796kg
- **Overall Length** 7183mm*
- **Overall Height** 2964mm*
- **Overall Width** 2195mm*
- **Sleeps** 2 People

GLADIATOR FORCE

Floor Length 4514mm*



- **Av. Tare** 1789kg*
- **Av. Ball** 129kg*
- **ATM** 2700kg
- **Payload** 911kg
- **Overall Length** 6634mm*
- **Overall Height** 2970mm*
- **Overall Width** 2195mm*
- **Sleeps** 2 People

GLADIATOR FAMILIA

Floor Length 5230mm*



- **Av. Tare** 1882kg*
- **Av. Ball** 167kg*
- **ATM** 2700kg
- **Payload** 818kg
- **Overall Length** 7040mm*
- **Overall Height** 2973mm*
- **Overall Width** 2195mm*
- **Sleeps** 4 People

FLOORPLAN KEY ELEMENTS



Wardrobe



Oven, Cooktop
& Rangehood



Fridge



Steps
Main Door



Gladiator interior shown



Gladiator Force interior shown



Gladiator Familia interior shown

*Indicative lengths and weights are for standard configuration, any additional options or variations will increase weights. Weights are approximate only and can vary between individual caravans. The Compliance Plate specifies the accurate weight for each respective caravan. Alterations to designated ATM may be requested at the time of order provided it does not exceed the legal maximum and is subject to the final tare weight. Floor length is the total length of the caravan's floor. Overall width is measured externally and includes all protruding fixtures.

Images shown are for representation purposes only.

STANDARD FEATURES

Discover the standard features that define the Gladiator range, showcasing key specifications and standout qualities.

	GLADIATOR	STORM	FORCE	FAMILIA
CHASSIS & BUILD				
Single Axle	•	•	•	•
A-Frame 150 x 50 (6"x 2")	•	•	•	•
DO35 Coupling	•	•	•	•
Bumper Bar - Welded Angle	•	•	•	•
Double Shock Absorbers	•	•	•	•
Primal Rush (Black Machine) Rims	•	•	•	•
LT 245/75 R16 All-Terrain Tyres	•	•	•	•
12" Electric (Drum) Brakes	•	•	•	•
Spare Wheel & Bracket at Rear	•	•	•	•
Gas Cylinders x 2	•	•	•	•
8" Jockeywheel	•	•	•	•
Independent 2.7T - TuffRide (Coil) Suspension	•	•	•	•
Single Pull-Out Step	•	•	•	•
Double Gas Bottle Slide, BBQ Slide w/Strap Toolbox	•	•	•	•
Stone Guard Aluminium (Includes Mud Flap)	•	•	•	•
Drop Leg Each Corner	•	•	•	•
Safety Chain	•	•	•	•
APPLIANCES				
Cooking - Swift 4-Gas Burner with Grill, and Microwave (optional Airfryer) Combo	•	•	•	•
Fridge Haven RCE170L	•	•	•	•
Air Conditioner - Houghton HB2400	•	•	•	•
DOORS				
Soft-Close Drawer Runners	•	•	•	•
Internal Handle Push Button - Square	•	•	•	•
ELECTRICAL				
Electrical System BMPRO Aspero	•	•	•	•
135Ah Lithium Battery x 1	•	•	•	•
Solar Panel 200W x 2	•	•	•	•
Rearview Camera - Single Wireless	•	•	•	•
TV 24" Smart x 1	•	•	•	•
External TV Hatch - (TV point, 12V & 240V & TV Bracket)	•	•	•	•
TV Aerial King OmniPro	•	•	•	•
Awning Lights x 2	•	•	•	•
Reading Lights x 2	•	•	•	•
Premium LED tail lights	•	•	•	•
Cabin Fan x 1	•	•	•	•
Satellite System - Starlink Provision (Inc. DPP + 12V) - c/w External Cable Access	•	•	•	•
Breakaway System	•	•	•	•
Anderson Plugs x 2	•	•	•	•
EXTERNAL				
Exterior One-Piece EcoLite Panels - Walls & Roof 30mm, Floor 40mm - White	•	•	•	•
Main Entry Door Haven	•	•	•	•
Dust Hatch - Scupper Vent	•	•	•	•
Slideout Storage - Utility Drawer	•	•	•	•
Awning - Cassette	•	•	•	•
Wheel Spats with Crusader Logo	•	•	•	•
Fan Hatches - Haven Turbo x 1	•	•	•	•
Tunnel Boot with Extra Large Access door	•	•	•	•
Tunnel Boot Lining - Checkerplate	•	•	•	•
Picnic Table Haven x 1	•	•	•	•
Windows Black Aluminium	•	•	•	•
Trailer Jack Haven Side Winding	•	•	•	•

GLADIATOR

	GLADIATOR	STORM	FORCE	FAMILIA
EXTERNAL				
Table Leg Haven - Swivel Legs x 2			•	•
Table Leg Haven - Swivel Legs x 1	•			
Table Leg Slide Out		•		
Internal Grab Handle	•	•	•	•
Smoke Alarm	•	•	•	•
Fire Extinguisher	•	•	•	•
WATER & GAS				
Kitchen Mixer Tap	•	•	•	•
Kitchen Sink - Square (No Drainer)	•	•	•	•
Ensuite Basin Teardrop	•	•	•	•
Ensuite Mixer Tap	•	•	•	•
Water Filter	•	•	•	•
Water Tanks - Fresh 110L x 2	•	•	•	•
Water Tanks - Grey 110L x 1	•	•	•	•
Hot Water System (Gas/Elec)	•	•	•	•
Shower Standard/ Studio ensuite	•	•	•	•
Toilet Haven Bench Style	•	•	•	•
12VPump - External Pump with Isolating valves	•	•	•	•
Shower Door - Full Mirror	•	•	•	•
Tap on A-Frame Door Side Protector	•	•	•	•
Plumbing Protection	•	•	•	•
Gas Bayonet to Front of Van	•	•	•	•
UPHOLSTERY				
Seating Type - Premium Style Seat x 2			•	•
Seating Type - Premium Style Café Dinette		•		
Bedhead Style - Premium Full Height	•	•	•	•
Main Bed Mattress - Single 6'2"x2'5" Innerspring x 2	•	•	•	•
Bunk Bed - 6'0"x2'2" Innerspring Low Profile x 2				•
Headboard Premium Style	•	•	•	•

Disclaimer: Crusader Caravans reserve the right to alter specifications without notice. Specifications may vary subject to availability and E&OE (Errors & Omissions Excepted). Images shown are for representation purposes only.



Gladiator Storm interior shown



C R U S A D E R 2 0 2 5

STANDOUT

HURRICANE

COMPACT OFF-GRID EXTREME ADVENTURE

www.crusadercaravans.com.au





HURRICANE

COMPACT OFF-GRID EXTREME ADVENTURE

Built for hardcore off-road enthusiasts seeking peace of mind off the grid.

The Hurricane CRV is the most extreme model in the CRV lineup and engineered for rugged terrains. It comes equipped with all the essentials for an adventurous getaway, including airbag suspension for enhanced stability and a smoother ride, along with extra power capacity and an industry-leading Victron battery management system for extended off-grid stays.



Australian
Made



Off-Road
Luxury



Airbag
Suspension



Full
Composite



Compact
Design



Hurricane interior shown



Hurricane interior shown

"My experience with crusader , hmmm it started 12 months ago and I can't see it stopping love my van so ,having such a weapon of a van I can virtually go anywhere currently in notch point Queensland heading for the cape".

Chris Stevens - Crusader owner




WINNER MANUFACTURER OF THE YEAR



HURRICANE

Floor Length 4525mm*



- **Av. Tare** 1965kg*
- **Av. Ball** 169kg*
- **ATM** 2700kg
- **Payload** 735kg

- **Overall Length** 6560mm*
- **Overall Height** Variable
- **Overall Width** 2245mm*
- **Sleeps** 2 People

FLOORPLAN KEY ELEMENTS



Inside, you'll find a toilet, shower, kitchen, fridge, and a 27-inch smart TV, making it perfect for your adventures. The Hurricane is the ultimate choice for those who crave adventure without compromise.

*Indicative lengths and weights are for standard configuration, any additional options or variations will increase weights. Weights are approximate only and can vary between individual caravans. The Compliance Plate specifies the accurate weight for each respective caravan. Alterations to designated ATM may be requested at the time of order provided it does not exceed the legal maximum and is subject to the final tare weight. Floor length is the external total length of the caravan's floor. Overall width is measured externally and includes all protruding fixtures. Images shown are for representation purposes only.

STANDARD FEATURES

Discover the standard features that define the Hurricane range, showcasing key specifications and standout qualities.



CHASSIS & BUILD	
Single Axle	•
Chassis Material - Hot Dip Galvanised	•
A-Frame 150 x 50 (6"x 2")	•
DO35 Coupling	•
Bumper Bar Welded Angle	•
Double Shock Absorbers	•
Primal Armor (Black Machine) Rims	•
LT 275/70 R18 All-Terrain (Cooper/BFG/MickeyT) Tyres	•
12" Hydraulic Disk Brakes (Blue Anderson)	•
ESC - Sway Control System	•
Spare Wheel & Bracket at Rear	•
Gas Cylinders x 2	•
8" Sidewinder Jockeywheel	•
Independent 2.8T SINGLE - TuffRide (Airbag S4) Suspension	•
Single Electric Step	•
Generator Slide, BBQ Slide w/Strap c/w 2xJC + Firewood Toolbox	•
Stone Guard Aluminium (Includes Mud Flap)	•
Drop Leg Each Corner	•
Safety Chain	•
APPLIANCES	
Cooking - Swift 4 - Gas Burner with Grill, and Microwave (optional Airfryer) Combo	•
Diesel AU Focus Heater	•
Fridge Thetford- 224L	•
Air Conditioner - Houghton HB2400	•
DOORS	
Soft Close Drawer Runners	•
Internal Handle Push Button - Oval	•
ELECTRICAL	
Electrical System Victron Pack B	•
Inverter 2000W Victron	•
300Ah Lithium Batteries x 2	•
Solar Panel 200W x 2	•
Rearview Camera - Single Wireless	•
TV 27" Smart x 1	•
External TV Hatch - (TV point, 12V & 240V & TV Bracket)	•
TV Aerial Milenco Power 900L	•
Entry Handle Light - Borgman	•
Awning Lights x 3	•
Reading Lights x 2	•
Light Bar x 2	•
Premium LED taillights	•
Tunnelboot Touch Light x1	•
Cabin Fan x 2	•
Audio Portable Bluetooth™ Radio & Speaker	•
RV WiFi 4G	•
Satellite System - Starlink Provision (inc. DPP + 12V) - c/w External Cable Access	•
Breakaway System	•
Anderson Plugs x 3	•
EXTERNAL	
Exterior One-Piece EcoLite Panels - Walls & Roof 30mm, Floor 40mm - White	•
Main Entry Door Invictus	•
Dust Hatch CaraFan Sahara CP700*	•
Slideout Storage - Utility Drawer	•
Awning - Cassette	•
Wheel Spats with Crusader Logo	•
Skylight - Finch Maxi Hatch	•

EXTERNAL	
Windows Black Aluminium	•
Tunnel Boot with Extra Large Access Door	•
Picnic Table x 1	•
Trailer Jack Haven Side Winding	•
Table Leg Haven - Swivel Legs x 2	•
Internal Grab Handle	•
Smoke Alarm	•
Fire Extinguisher	•
Sensor Safe - Tyre Kit	•
WATER & GAS	
Kitchen Mixer Tap	•
Kitchen Sink - Square (No Drainer)	•
Ensuite Basin Teardrop	•
Ensuite Mixer Tap	•
Water Filter	•
Water Tanks - Fresh 110L x 2	•
Water Tanks - Grey 110L x 1	•
Hot Water System (Instantaneous)	•
Shower Standard/ Studio Ensuite	•
Toilet Haven Bench Style	•
12VPump - External Pump with Isolating Valves	•
Shower Door - Full Mirror	•
Tap on A-Frame Door Side Protector	•
Plumbing Protection	•
Gas Bayonet to Front of Van	•
UPHOLSTERY	
Seating Type - Premium Style Seat x 2	•
Bedhead Style - Premium Full Height	•
Main Bed Mattress - Single 6'2"x2'6" LATEX Pillowtop (Zipped) x 2	•
Headboard Premium Style	•

Disclaimer: Crusader Caravans reserve the right to alter specifications without notice. Specifications may vary subject to availability and E&OE (Errors & Omissions Excepted). Images shown are for representation purposes only.



Hurricane interior shown