



# 4x4 EXPLORE



# 4x4 EXPLORE

## What's Included In Your Tour.



### Per Vehicle Pricing.\*

We don't charge extra for passengers in your vehicle. Bring the whole family, or get some friends together to share the cost.

\* Excludes Limited Edition Tours




Learn More



### All Passes, Permits and Bookings.

We take care of all passes, permits and bookings, which are included in your tour price, so you can enjoy hassle-free holiday planning.



### Vehicle Prep and Packing Guides.

After booking, you will receive comprehensive vehicle preparation information and packing recommendations to help ensure your vehicle and passengers are well prepared for your tour.



### Training, Support and Assistance.

Throughout your tour, your experienced guide will share off-road driving techniques and tips on navigating obstacles, and can provide vehicle recovery assistance if needed.



### Fully Guided Tour Experience.

We take care of research, route planning and risk assessments and we lead the group each day. All you have to do is follow us to see all the highlights of your chosen tour.

## About 4x4 Explore.

4x4 Explore plans, books and leads self-drive 4WD tagalong tours of some of the most iconic and remote parts of Australia.



## Specialising in:



Simpson Desert and surrounds



Victorian High Country



Regional NSW

## Subscribe and Connect.




Subscribe Now

Subscribe to receive our monthly newsletter packed with news, updates, Off-road Insights and specials from 4x4 Explore.



[www.4x4explore.au](http://www.4x4explore.au)  
[info@4x4explore.au](mailto:info@4x4explore.au)

## 4WD Tagalong Tours



Google Reviews 5.0 ★★★★★

Tours and Glovebox Guide





# Tours

# Glovebox Guide



**Simpson Desert  
(West to East)**

7 Days | Coober Pedy to Birdsville



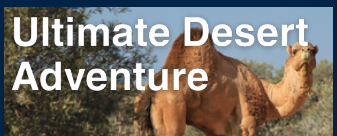
**Simpson Desert  
(East to West)**

9 Days | Birdsville to Alice Springs  
Suitable for Trailers



**Madigan Line**

9 Days | Alice Springs to Birdsville  
Suitable for Trailers



**Ultimate Desert  
Adventure**

23 Days | Birdsville return  
Suitable for Trailers



**Finke Gorge**

3 Days | Alice Springs return  
Suitable for Trailers



**Corner Country**

8 Days | Birdsville to Broken Hill  
Suitable for Trailers



**Abercrombie  
River**

3 Days | Goulburn to Gumang  
Suitable for Trailers



**Brindabella  
Range**

2 Days | Coombs return



**Crooked River**

5 Days | Bright to Dargo  
Suitable for Trailers



**Wonnangatta  
Valley**

6 Days | Mansfield to Bright



**Davies Plain**

3 Days | Canberra or Jindabyne  
return



**LIMITED EDITION  
TOURS** by 4x4 Explore



**Canning Stock Route 2026.**

21 Days | 13 April - 3 May 2026  
Wiluna to Halls Creek WA  
Suitable for Trailers



**Gibb River Road 2026.**

12 Days | 8 - 19 May 2026  
Broome to Kununurra WA  
Suitable for Trailers



**Big Red Bash 2026.**

13 Days | 30 June - 12 July 2026  
Cunnamulla QLD return  
Suitable for Trailers

## Tyre Pressure Guide.

Terrain	PSI	Remarks
Sealed Road	38	Or higher to suit vehicle mass, towing, etc.
Snow (unsealed road)	32	Maintain sealed road pressures if on road
Unsealed Road	28	Can lower to 25 PSI if corrugations are bad
Mud or Rock	22	
Sand	18	Lower further to suit conditions

- Recommended pressures are for cold tyres.
- If pressures increase by 6 PSI or more while driving on sealed road, cold pressures are too low. Add 2-3 PSI.
- When off-road, lower tyre pressures on trailers to 4 PSI less than the rear tyres on the tow vehicle.
- Pressures of 10 PSI and below risk breaking the tyre bead. Use caution.

## UHF Channel Guide.

Channel/s	Use
1-4	Duplex – Repeater Output
5	Duplex – Repeater Output, EMERGENCY USE ONLY
6-8	Duplex – Repeater Output
9	General Chat Channel
10	4WD Clubs, Convoys and National Parks
11	Call Channel, then move to a general chat channel
12-17	General Chat Channels
18	Caravanners and Campers Convoy Channel
19-21	General Chat Channels
22-23	Telemetry and Telecommand Data Only, NO VOICE/NO PACKET
24-28	General Chat Channels
29	Pacific Hwy (NSW) and Bruce Hwy (QLD) Road Safety Channel
30	General Chat Channels and UHF CB Broadcasts
31-34	Duplex – Repeater Input
35	Duplex – Repeater Input, EMERGENCY USE ONLY
36-38	Duplex – Repeater Input
39	General Chat Channel
40	Australia-Wide Road Safety Channel
41-48	Duplex – Repeater Output
49-60	General Chat Channels
61-63	Reserved for Future Expansion, DO NOT USE
64-70	General Chat Channels
71-78	Duplex – Repeater Input
79-80	General Chat Channels