



MY21 SILVERADO



SILVERADO LT TRAIL BOSS



SILVERADO LTZ PREMIUM

Overseas Model Shown

BROUGHT TO YOU BY



SILVERADO LT TRAIL BOSS
IN RED HOT

Overseas model shown.



THE STRONGEST, MOST ADVANCED SILVERADO EVER.

Chevrolet have put over a century of pickup truck know-how into the next-generation Silverado, making it the strongest, most advanced and refined Silverado. Ever.

There's no mistaking the Silverado's legendary Chevy truck bloodline with its bold proportions, powerful 6.2L EcoTec3 V8 engine and refined interior setting. It's the truck that boasts capability, refinement and technology on a big scale. Plus, something you'll always find in Silverado: a truck that's built on a legacy of long-lasting dependability. Live the bigger life with Silverado LTZ Premium and Silverado LT Trail Boss.

LIVE BIG WITH SILVERADO.

MODELS

LTZ PREMIUM

A premium truck to take on every day and night.

Chrome takes center stage on LTZ Premium, from the grille and bumpers to the mirror caps, door handles and beltline accents. The appeal continues with 20-inch polished alloy wheels. A powerful 6.2L EcoTec3 V8 engine with Dynamic Fuel Management, an automatic locking rear differential and Advanced Trailering System are standard. Interior highlights include perforated leather-appointed front seating, heated front seats and a heated steering wheel. The LTZ Premium is equipped with the Technology Package with additional camera views such as Rear Camera Mirror, Bed View Camera to make your towing experience fuss-free and easy.

Live Big. Lead On.



LT TRAIL BOSS

This boss has a taste for off-road adventure.

LT Trail Boss is one serious off-road machine, with the factory-fitted suspension lift-kit, plus the 6.2L EcoTec3 V8 engine with Dynamic Fuel Management, a dual-outlet exhaust with polished tips and an auxiliary external transmission oil cooler. Because comfort and convenience are important no matter where you roam, a remote vehicle starter system, and Keyless Open and Start are welcome additions.

Live Big. Roll Strong.





IT STARTS WITH A STRONG BACKBONE.

Silverado uses the right material in the right place to do the right job. That means high-strength steel in the frame, bed and safety cage and strong, lightweight aluminum in the doors, hood and tailgate, with everything optimised for durability, safety, mass and function.

The frame is light, but has great torsional rigidity. As much as 80% of the frame is made of high strength steel.

Even with a long wheelbase, a wide, tall stance, and loads of cargo volume, Silverado is impressively aerodynamic. That's because Chevrolet engineers spent over 500 hours in the wind tunnel, testing airflow around the vehicle. All this testing paid off: Silverado is the most aerodynamic full-size pickup in Chevrolet history.

The independent short/long arm front suspension provides excellent wheel alignment, ride comfort and tunability with reduced weight. The live axle rear suspension includes 2-stage, semi-elliptic multileaf springs to strike a balance between payload management and ride quality.

The 2-speed transfer case features Auto, 2 High, 4 High and 4 Low settings. The Driver Mode Selector allows you to choose different drive modes (based on the vehicle's equipment) that alter the throttle and traction systems to better handle varying road conditions.

Normal is for everyday driving; Sport is useful during quick driving maneuvers; Tow/Haul aids in trailering; Snow is helpful in slippery conditions; Terrain optimises low-speed driving over rough terrain; and Off-Road helps on grass, gravel, dirt and snow-covered roads.

ENGINE

AN ENGINE FOR EVERY NEED.

An engine that was specifically designed for trucks. Silverado brings capability on a big scale by combining the performance of an advanced 6.2L V8 with efficiency and refinement.

It also features enhanced torque delivery and an advanced Autotrac system in the form of a 2-speed automatic, active transfer case. This system provides five modes: Auto 4WD,

4HI, 4LO, 2HI and Neutral, in addition to an automatic mode that seamlessly delivers power based on the road conditions and driving style.

Efficiency comes with uncompromised power, with highly efficient 10-speed auto transmission and smart Dynamic Fuel Management. Dynamic Fuel Management is a sophisticated control system that monitors movement and

exactly how much torque is needed to handle the current driving condition. Nearly instantaneously, the system will activate or deactivate cylinders to maximise efficiency and create the power needed.

From highway cruising to off-road adventure, you can count on Silverado being up for it. And yes, the V8 rumble is included.



POWER

313 kW

TORQUE

624 Nm

DISPLACEMENT

6.2 LITRES

CYLINDERS

V8

TRANSMISSION

10-SPEED AUTO

MAX BRAKED TOWING:

LTZ PREMIUM

4.5 TONNE

MAX BRAKED TOWING:

LT TRAIL BOSS

4.2 TONNE

DURABED



SILVERADO LTZ PREMIUM
IN SILVER ICE METALLIC

DURABED is designed to help you get more done, with a roll-formed high-strength steel floor that's stronger, lighter and more durable than a traditional stamped steel floor. The cargo area is longer, deeper and wider than ever before, with 12 standard tie-downs, and a large CornerStep rear bumper.

Available LED cargo area lighting includes corner pillar lamps angled toward the front of the bed.

POWER TAILGATE Silverado LTZ Premium comes standard with the industry-first power up/down tailgate¹, bringing big convenience to

loading and unloading. Even better, the tailgate can be powered up or down from the comfort of the cabin, and powered down from a distance with the remote key.

LIGHTER, STRONGER, SMARTER Durabed combines roll-formed, high-strength steel with smarts like a Cargo Bed Camera¹ and LED

Bed Lighting to make hard work easier. Its 1.78 cubic metres of volume is lined with a spray-on bedliner and accompanied by 12 standard tie-downs. All this is packaged in style with LED tail and brake lamps.

1. Silverado LTZ Premium only. Silverado LT Trail Boss comes standard with the power down tailgate.

DURABED

Power-up/-down tailgate is standard on LTZ Premium
Power-down tailgate is standard on LT Trail Boss.

Available LED cargo area lighting.

Overseas model shown.
Local model includes rear bumper painted High Gloss Black.



TOWING

CONFIDENCE IS KEY.

Silverado offers integrated towing technology that delivers confidence and makes hauling big loads easy.

TOWING TECH Silverado offers a number of features that bring confidence to a big day of towing, including the proven technology of Trailer Sway Control, Hill Start Assist and Auto Grade Braking. There are also segment firsts like Trailer Theft Alert¹, Electric Parking Brake Hookup Assist and Brake Gain Memory on the integrated trailer brake controller.

1. Silverado LTZ Premium only.

2. Maximum braked towing capacity using a 70mm ball for LTZ Premium is 4.5 tonnes and for LT Trail Boss is 4.2 tonnes.

IN VEHICLE-TRAILER SYSTEM Silverado LTZ Premium¹ comes with the industry-first Advanced Trailer System. To ensure safe towing, the system includes pre-departure checklist, light sequencing, maintenance reminders, security alerts and more. The system can also provide prompt tow reminders, provide trailer electrical diagnostics and monitor tyre pressure.

TRAILERING PACK Silverado comes standard with the Trailering Package, meaning you can get straight to towing from day one. This includes a fitted tow bar, towing hitch platform and 12-pin connector. Tow balls are available in 50mm (towing up to 3.5 tonnes) and 70mm (towing above 3.5 tonnes²).



SILVERADO LTZ PREMIUM
IN SILVER ICE METALLIC

Overseas model shown

CAMERA TECHNOLOGY


CAMERA VIEWS TO HELP YOU TOW WITH CONFIDENCE.

You know Silverado has the legendary power to handle heavy loads. But towing isn't about power alone. Silverado's suite of cameras provide up to 15 unique views around the vehicle.

SEEING IS BELIEVING From a 360 degree view¹ to the Cargo Bed view¹, you'll have every angle covered. The built in Camera App makes accessing each view effortless, and towing views are also conveniently available in the Advanced Trailering App¹.

1. Silverado LTZ Premium only.

Safety or driver assistance features are no substitute for the driver's responsibility to operate the vehicle in a safe manner. The driver should remain attentive to traffic, surroundings and road conditions at all times. Visibility, weather and road conditions may affect feature performance. Read the vehicle Owner's Manual for more important feature limitations and information. Not compatible with all trailers. See your dealer for details.



Rear Side View (Turn Signal Activated)¹ With a compatible trailer attached and a turn signal activated, this view will show a full screen down the side of the truck along with a Trailer Length Indicator to aid in lane-change maneuvers by visually showing obstructions with the trailer in adjacent lanes.

1. Silverado LTZ Premium only.



Front Side View¹ Shows the position of the front tires when parking and during tight maneuvers.

1. Silverado LTZ Premium only.



Rear Side View¹ Provides a line of sight down each side of the truck and trailer via a split screen. This view is available while in Drive or Reverse and includes a turn signal-activated biasing view and a Trailer Length Indicator.



Rear Camera Mirror¹ An available dual-function camera-based rearview mirror that provides a wider, less-obstructed field of view than a traditional rearview mirror.


CAMERA TECHNOLOGY

Safety or driver assistance features are no substitute for the driver's responsibility to operate the vehicle in a safe manner. The driver should remain attentive to traffic, surroundings and road conditions at all times. Visibility, weather and road conditions may affect feature performance. Read the vehicle Owner's Manual for more important feature limitations and information. Not compatible with all trailers. See your dealer for details.

1. Silverado LTZ Premium only.



Front Camera View¹ Displays a view in front of the truck with available guidelines to assist with parking and tight maneuvers.




Rear Camera View Displays a view behind the truck with available guidelines to assist with parking and tight maneuvers or to hitch a trailer.



Surround View¹ Gives a top-down bird's-eye view of the truck's surroundings.



Front Top-Down View¹ Provides a top-down view of the hood, bumper and front tires for tight maneuvers in parking lots or along curbs. Includes guidelines that can be turned on or off as necessary.



Rear Top-Down View¹ Shows the clearance between the truck bed and nearby objects.



Bowl View¹ Provides a rear-facing 3-D surround view, useful for low-speed backing maneuvers.

CAMERA TECHNOLOGY

Safety or driver assistance features are no substitute for the driver's responsibility to operate the vehicle in a safe manner. The driver should remain attentive to traffic, surroundings and road conditions at all times. Visibility, weather and road conditions may affect feature performance. Read the vehicle Owner's Manual for more important feature limitations and information. Not compatible with all trailers. See your dealer for details.

1. Silverado LTZ Premium only.

2. Silverado LTZ Premium only. Requires available Accessory Camera and installation. Not compatible with all trailers. Customers can see their GMSV dealer for full details.



Hitch View¹ Provides a close-up view of the receiver hitch to help with alignment when connecting to a trailer.



Bed View¹ Allows you to see the cargo bed to help with fifth-wheel or gooseneck hitching or to briefly check on cargo.



Transparent Trailer View² Allows the driver to virtually “see through” a compatible trailer.



Rear Trailer View² Uses an available accessory camera to show objects behind a compatible trailer. Trailer Angle Indicator² with Trailer Guidelines² shows your current path. A second set of guidelines shows



Inside Trailer View² Allows the driver to monitor trailer contents or cargo using an available Accessory Camera that can be installed in the trailer.



Pic-In-Pic Side View² Combines two views – the Rear Side View and the Rear Trailer View. Requires available Accessory Camera.

OFF-ROAD CAPABILITY

SILVERADO LT TRAIL BOSS
IN RED HOT

Overseas model shown



Z71 OFF-ROAD PACKAGE

This legendary package contains everything you need to leave the paved roads behind.

- An Autotrac 2-speed transfer case, off-road jounce bumpers, monotube shocks¹, a metal underbody shield, a heavy-duty air filter, an industry-first air filter monitor, all-terrain tires, Hill Descent Control and more.
- An automatic locking rear differential reacts in milliseconds to low-traction situations for improved forward motion.

TRAIL BOSS ESSENTIALS

LT Trail Boss starts with the Z71 Off-Road Package. But is ready to take it farther off the beaten path with the following:

- Factory-fitted suspension lift-kit to maximise approach, breakover and departure angles and increases ride height.
- 18-inch high-gloss Black-painted aluminum wheels with Goodyear Wrangler DuraTrac[®] MT tyres, an Autotrac 2-speed transfer case, an automatic locking rear differential and a Trailering Package.
- 6.2L EcoTec3 V8 with a 10-speed automatic transmission.
- Dual-outlet exhaust with polished rectangular tips and an auxiliary external transmission oil cooler.
- Black Chevrolet bowtie emblem, high-gloss Black mesh grille inserts, mirror caps and door handles, and LED headlamps and fog lamps.
- Heated front bucket seats, heated leather-wrapped steering wheel and Keyless Open and Start.

1. Twin tube shocks come standard on Silverado LTZ Premium. While monotube shocks come standard on Silverado LT Trail Boss.

DESIGN

UNMISTAKABLE. LTZ PREMIUM.

With its bold proportions and broad-shouldered appeal, Silverado LTZ Premium owns the road.

Chrome takes centre stage, from the grille and bumpers to the mirror caps, door handles and beltline accents. The appeal continues with 20-inch Polished alloy wheels. Outside, heated power-adjustable, power-folding mirrors bring everything into focus.

In the dark, Silverado LTZ Premium is just as bold with LED lighting from the tail and brake lamps, through to the fog and head lamps. And, on the darkest of roads, IntelliBeam® auto high-beam assist will light the way. All-in-all, the profound muscular stance, chrome highlights and advanced lighting make for a big first impression.



INTERIOR DESIGN

SILVERADO LTZ PREMIUM
INTERIOR

ROOM FOR THE WHOLE CREW.

- Large exterior proportions allow for an expanded interior cabin, which contributes to ample head room and leg room.
- Front seating position provides a commanding view of the road.
- Rear outboard seatback

compartments allow items like small laptops to be hidden from view. A storage bin found below the rear seat cushion is versatile enough to store both long and tall items.

- Features a nearly flat load floor, large rear door openings and low stepover height that help accommodate both

cargo and passengers.

- In the cabin, Silverado's luxurious Jet Black leather seats¹ are both heated and ventilated² and feature 10-way power adjustment with lumbar control and driver position memory³.
- You and your passengers will be comfortable in any condition with a power sunroof³, heated steering wheel

and dual-zone automatic climate control with rear vents³ and front seat heating as standard in Silverado.

- Other thoughtful conveniences include keyless open, remote start, power sliding rear window³ and an integrated trailer brake controller. The perfect mix of sophistication, comfort and style.

1. Silverado LTZ Premium only. Silverado LT Trail Boss comes standard with cloth seats and front heated seats.

2. Silverado LTZ Premium only. Front seats only.

3. Silverado LTZ Premium only.

INTERIOR DESIGN



SILVERADO LTZ PREMIUM INTERIOR

Interior shown may vary.

BIG LUXURY.

You can look forward to a quiet cabin, with acoustic panels located in fixed seatbacks to help dampen noise and reduce squeaks and dissipative carpet technology that absorbs sound.

The perfect truck interior has to work for you, with everything easy to see, reach and use. Large buttons and

knobs can be adjusted even with gloved hands, and durable materials are found throughout.

Upper and lower glove boxes provide space for flashlights, work papers, manuals and more, while an available lighted center console storage compartment below the armrest

doubles as a filing cabinet. Open compartments on either side of the console are ideal for umbrellas or even a small tablet. A storage pad on top of the instrument panel is just the right size for holding your smartphone. Plus, three cup holders are available in the front.

Entertainment is provided via a Chevrolet Infotainment 3 Plus System with 8" diagonal HD colour touchscreen with Apple CarPlay™ and Android Auto™, accompanied by four USB ports within the cabin. The Bose premium 7-speaker sound system¹ brings music to life with four door speakers, plus two instrument panel tweeters and a bass box in the console.

1. Silverado LTZ Premium only. LT Trail Boss features a 6-speaker Audio System.

*Requires compatible device.

TECHNOLOGY

CONNECTED AND IN CONTROL.

- Silverado comes standard with three infotainment and driver displays.
- Taking centre stage is an 8-inch colour display, accompanied by a customisable 8-inch digital instrument cluster. Bringing the total to 31 inches, an impressive 15-inch, full colour head-up display projects onto the windshield to help you keep your eyes on the road.
- The 15-inch diagonal multi-color Head-Up Display¹ projects critical data onto the windshield to help you keep your eyes on the road.
- The Chevrolet Infotainment 3 system* is intuitive and easy to use, with a 8-inch diagonal colour touch-screen display, fast response and enhanced voice recognition.

1. Silverado LTZ Premium only.

*Chevrolet Infotainment System functionality varies by model. Full functionality requires compatible Bluetooth and smartphone, and USB connectivity for some devices. Read the vehicle Owner's Manual for important feature limitations and information.


TECHNOLOGY

USB ports* and a 12-volt power outlet.

Wireless Apple CarPlay® (shown) and wireless Android Auto™ compatibility*.

Power tailgate*.

*Requires compatible device.



1. Safety starts with you. Safety or driver assistance features are no substitute for the driver's responsibility to operate the vehicle in a safe manner. The driver should remain attentive to traffic, surroundings and road conditions at all times. Visibility, weather and road conditions may affect feature performance. Read the vehicle Owner's Manual for more important feature limitations. 2. Vehicle user interface is a product of Apple and its terms and privacy statements apply. Requires compatible iPhone and data plan rates apply. Apple CarPlay, Siri, iPhone and Apple Music are trademarks of Apple, Inc., registered in the U.S. and other countries.

SAFETY AND DRIVER ASSISTANCE

SAFE IS THE NEW STRONG.



Adaptive Cruise Control. While you steer, this feature can automatically maintain a driver-selected gap time from the detected vehicle you're following. Available on Silverado LTZ Premium.



Front Pedestrian Braking. At speeds below 80 kph, this feature can help you avoid or reduce the severity of a front-end collision with a pedestrian it detects directly in front of you. It provides pedestrian alerts and can even automatically provide hard emergency braking or enhance the driver's hard braking. Limited nighttime and low-visibility performance. Available on Silverado LTZ Premium.



Automatic Emergency Braking. At speeds below 80 kph, this feature works with Forward Collision Alert to help you avoid or reduce the severity of a front-end collision with a detected vehicle you're following by automatically providing hard emergency braking or enhancing the driver's hard braking. Available on Silverado LTZ Premium.



Lane Keep Assist with Lane Departure Warning. Uses a brief, gentle steering wheel turn to alert you when you may be unintentionally drifting out of detected lane lines, so you can steer to stay safely in your lane. If needed, you may receive additional Lane Departure Warning alerts. System alerts do not occur if you are using your turn signal, or it detects that you may be intentionally leaving your lane. Available on Silverado LTZ Premium.



Lane Change Alert with Side Blind Zone Alert. This feature can provide side mirror visual alerts when a detected moving vehicle is quickly approaching or is in your side blind zone. Available on Silverado LTZ Premium and Silverado LT Trail Boss.



Forward Collision Alert. Can warn you if it detects a potential front-end collision with a vehicle you're following. It can also provide a tailgating alert if you're following much too closely. Available on Silverado LTZ Premium.




Following Distance Indicator. This feature can display the gap time in seconds between your vehicle and a detected vehicle you're following. Available on Silverado LTZ Premium.




Rear Vision Camera. This feature provides an image of the area directly behind your vehicle when traveling in Reverse at low speeds. Available on Silverado LTZ Premium and Silverado LT Trail Boss.



Rear Cross Traffic Alert. This feature can warn you of detected left or right cross traffic behind your Silverado when in Reverse. Available on Silverado LTZ Premium and Silverado LT Trail Boss.



Front and Rear Park Assist. Front and Rear Park Assist can provide distance alerts to nearby detected objects in front of or behind your vehicle to help you park and avoid collisions at low speeds. Available on Silverado LTZ Premium and Silverado LT Trail Boss.



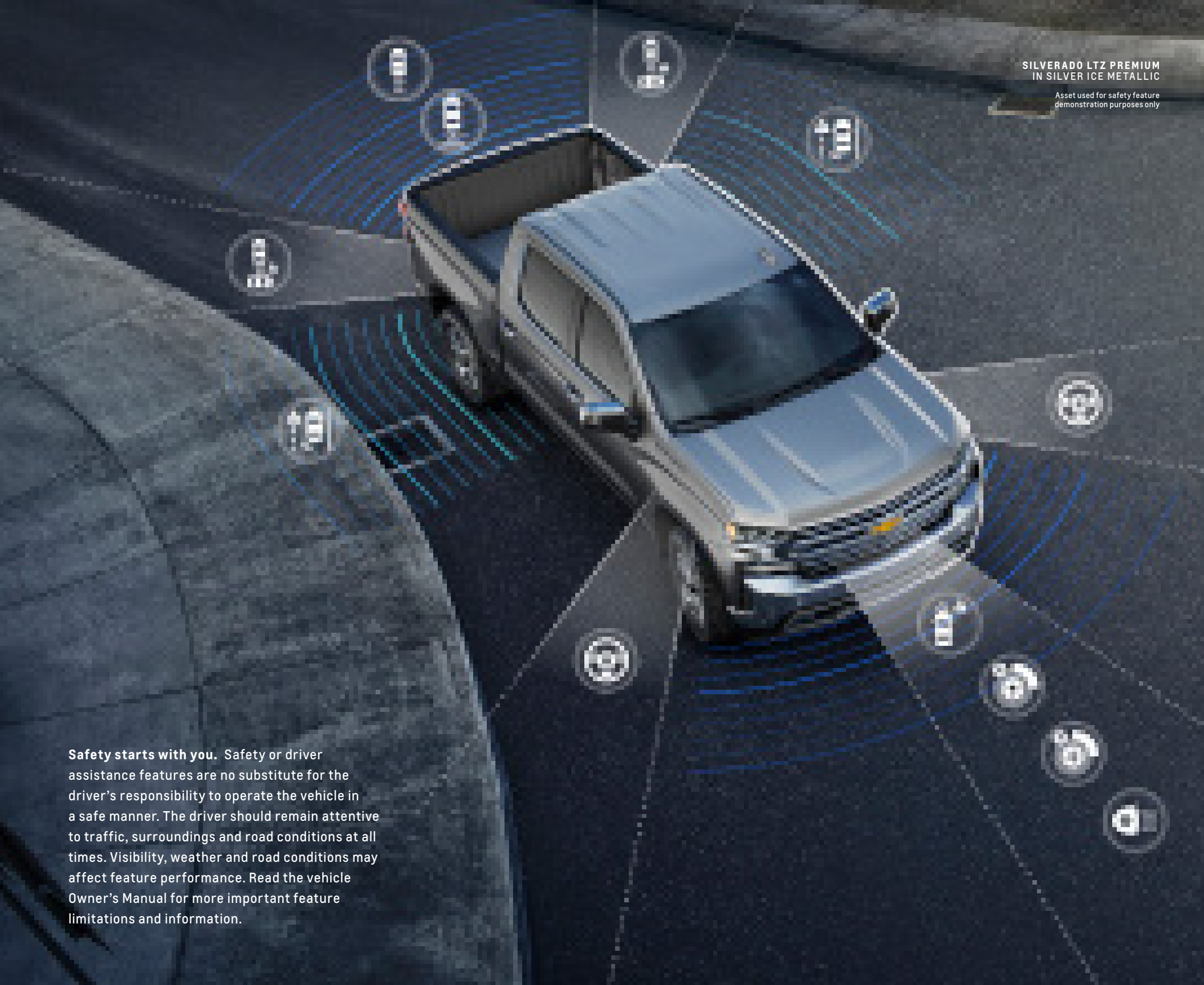
IntelliBeam.® Can automatically turn the vehicle's high-beam headlamps on and off according to surrounding traffic conditions. Available on Silverado LTZ Premium.



Safety Alert Seat. Safety Alert Seat uses driver-seat vibration pulses on the left, right or both sides to help you identify the direction of potential crashes so you can quickly take action. You can also switch to beeping crash avoidance alerts. Available on Silverado LTZ Premium.

SILVERADO LTZ PREMIUM
IN SILVER ICE METALLIC

Asset used for safety feature
demonstration purposes only




Safety starts with you. Safety or driver assistance features are no substitute for the driver's responsibility to operate the vehicle in a safe manner. The driver should remain attentive to traffic, surroundings and road conditions at all times. Visibility, weather and road conditions may affect feature performance. Read the vehicle Owner's Manual for more important feature limitations and information.

ACCESSORIES



Hood Deflector



Cargo Net



Tonneau – Trifold



Soft Roll-Up Tonneau Cover

ACCESSORIES



Tub Boxes – Side Mounted



Trailer Camera – Silverado LTZ Premium Only



Sports bar – Silverado LT Trail Boss Only



Black Front Bow Tie Badge

ACCESSORIES



Sidestep Available in Black or Chrome



Personalised Black Lettering Combinations Black Chevrolet Lettering Tailgate or Black Lettering Kit

PERSONALISATION

LTZ PREMIUM



**METALLIC
NORTH SKY BLUE¹**



**TINTCOAT
CHERRY RED¹**



BLACK¹



**STANDARD
SUMMIT WHITE**



**METALLIC
SILVER ICE¹**



**TRICOAT
IRIDESCENT PEARL¹**

1. Prestige Paint extra-cost colour.
Overseas Model Shown.

PERSONALISATION

LT TRAIL BOSS



METALLIC
NORTH SKY BLUE¹



TINTCOAT
CHERRY RED¹



BLACK¹



STANDARD
SUMMIT WHITE



METALLIC
SILVER ICE¹



TRICOAT
IRIDESCENT PEARL¹



RED HOT¹

1. Prestige Paint extra-cost colour.
Overseas Model Shown.



SILVERADO LT TRAIL BOSS
IN RED HOT

Overseas model shown

SPECIFICATIONS

• STANDARD – NOT AVAILABLE

LTZ PREMIUM

LT TRAIL BOSS

ENGINE

6.2L EcoTech V8 with Dynamic Fuel Management	▪	▪
10-speed automatic transmission	▪	▪
Maximum Power (Kw)	313kw	313kw
Maximum Torque (Nm)	624Nm	624Nm
Fuel Tank	91L	91L
Automatic Locking Rear Differential	▪	▪
2-speed Autotrac Transfer Case	▪	▪

SAFETY TECHNOLOGY

360 Degree HD Camera with up to 15 Camera views	▪	–
Head-Up Display	▪	–
Rear-View Camera Mirror	▪	–
Lane Change Alert with Side Blind Alert	▪	▪
Lane Keep Assist	▪	–
Rear Cross Traffic Alert	▪	▪
Forward Collision Alert with Low Speed AEB	▪	–
Front Pedestrian Braking	▪	–
IntelliBeam® High Beam Assist	▪	–
Front LED Lights with Fog Lights	▪	▪
Adaptive Cruise Control – Camera	▪	–
Reverse Camera	▪	▪
Rear & Front Park Assist	▪	▪

LTZ PREMIUM

LT TRAIL BOSS

GENERAL SAFETY & HANDLING

Driver's Instrument Cluster Display	8"	4.2"
StabiliTrak® Stability Control with Proactive Roll Avoid	▪	▪
Z71 Suspension Tune Rancho®	Twin tube Shocks	Mono tube Shocks
Z71 Skid Plates	▪	▪
Hill Decent Control	▪	▪

CABIN COMFORT

Apple CarPlay & Android Auto	Wireless	Wired
Bose® Premium Sound System with Richbass® (7-Speaker)	▪	–
6 Speaker Sound System	–	▪
Power Driver Seat Adjustment	10-way	10-way
Power Front Passenger Seat Adjustment	10-way	10-way
Driver Seat Memory	▪	–
Power Sliding Rear Window	▪	–
Power Sunroof	▪	–
Seats	Leather	Cloth
Heated Seats – Front	▪	▪
Ventilated Seats – Front	▪	–
Heated Leather Steering Wheel	▪	▪

SPECIFICATIONS (CONTINUED)

- STANDARD – NOT AVAILABLE

LTZ PREMIUM

LT TRAIL BOSS

CARGO BED & TAILGATE

Cargo Bed Camera	▪	–
Durabed Cargo Bed with 12 Fixed Tie Downs	▪	▪
Power Tailgate	Up/Down	Down
Cargo Bed LED Lamp – On/Off from Cabin	▪	▪

WEIGHT & TOWING

Rear View Camera w/ Hitch Guidance & View	▪	▪
In-Vehicle Trailering App w/ Trailer Profiles	▪	–
Trailer Theft Alert	▪	–
Tow Bar (Not Including Tow ball and Tongue)	▪	▪
Electric Trailer Brake Controller	▪	▪
Automated Trailer Lighting Test	▪	–
Gross Combined Mass (KG)	7,160	6,804
Kerb Weight (KG)	2,540	2,469
Gross Vehicle Mass (KG)	3,300	3,221
Maximum Payload (KG)	756	740
Maximum Braked Towing Capacity (KG with 70mm Ball)	4,500	4,260

LTZ PREMIUM

LT TRAIL BOSS

EXTERIOR

Wheel to Wheel Steps – Flat Bar	▪	–
Corner Step Bumper	▪	▪
Front Bumper & Grille	Chrome	Black
Front Badging	Gold	Black
Front Frame Recovery Hooks	Black	Red
20" All-Season, Blackwall Tyres	▪	–
18" Mud-Terrain Goodyear® Wrangler DuraTrac® Blackwall Tyres	–	▪
Tyre Pressure Monitoring	▪	▪
Privacy Glass	▪	▪

Due to ongoing supply-chain disruptions and material shortages caused by a global resource shortage, certain vehicle features shown may be limited, no longer available or available post vehicle delivery. Please contact your local GMSV Dealer for updated information about current availability.

TECHNICAL DATA

LTZ PREMIUM

LT TRAIL BOSS

ENGINE & MECHANICAL

Engine	EcoTec3 technology includes Dynamic Fuel Management, Direct Injection and Variable Valve Timing	
Displacement (cc)	6.2 Litres	6.2 Litres
Cylinders	V8	V8
Maximum power (kW, ECE)	313kW	313kW
Maximum torque (Nm)	624Nm	624Nm
Fuel Tank	91L	91L
Fuel Economy (L/100km) Combined	13.2l / 100km	13.2l / 100km
Suspension	Z71 Off-Road suspension with Rancho™ twin tube shocks	Z71 Off-Road suspension with Rancho™ mono tube Shocks
Transmission type	10-speed auto	10-speed auto

GEAR RATIOS

1 st	4.696	4.696
2 nd	2.985	2.985
3 rd	2.156	2.156
4 th	1.779	1.779
5 th	1.526	1.526
6 th	1.278	1.278
7 th	1	1
8 th	0.854	0.854
9 th	0.689	0.689
10 th	0.636	0.636
Reverse	4.866	4.866
Final drive ratio	3.23	3.23
2 Speed Transfer case reduction ratio	2.72:1	2.72:1

LTZ PREMIUM

LT TRAIL BOSS

BRAKES

Brake type	Disc (Fr & Rr)	Disc (Fr & Rr)
Front rotors (mm)	330	330
Rear rotors (mm)	345	345

PAYLOAD (KG)

Maximum payload (kg)^	756	740
Front axle maximum capacity (kg)	1,724	1,724
Rear axle maximum capacity (kg)	1,724	1,724

TOWING (KG)

Maximum unbraked towing capacity (kg)	750	750
Maximum braked towing capacity kg (using 50mm ball)	3,500	3,500
Maximum braked towing capacity kg (using 70mm ball)	4,500	4,260
Max Towball down load (50mm ball)	350	350
Max Towball down load (70mm ball)	422	422
Gross Combined Mass kg	7,160	6,804

^Maximum payload carrying capacity based on the kerb weight excluding accessories and occupants. Front and rear axle loads must not be exceeded.

TECHNICAL DATA (CONTINUED)

LTZ PREMIUM

LT TRAIL BOSS

DIMENSIONS & CAPACITIES		
Tare Mass (kg)	2,486	2,423
Kerb Weight (kg)	2,544	2,481
Gross Vehicle Mass (kg)	3,300	3,221
Ground Clearance (Kerb Weight) – Approach Angle (Degrees)	21	30
Ground Clearance (Kerb Weight) – Departure Angle (Degrees)	21	23.9
Ground Clearance (Kerb Weight) – Breakover Angle (Degrees)	20	23
Ground Clearance (Kerb Weight) – Running Clearance (mm)	235	260
Overall Height (mm)	1,933	1,963
Overall Length (mm)	5,931	5,931
Overall Body Width (mm)	2,063	2,063
Track – Front (mm)	1,743	1,743
Track – Rear (mm)	1,728	1,728
Turning Circle (Kerb to Kerb in Metres)	14.3	14.1
Wheelbase (mm)	3,750	3,760
Front Head room (mm)	1,092	1,092
Rear Head room (mm)	1,019	1,019
Front Leg room (mm)	1,130	1,130
Rear Leg room (mm)	1,102	1,102
Front Shoulder room (mm)	1,676	1,676
Rear Shoulder room (mm)	1,654	1,654
Seating capacity	5	5

LTZ PREMIUM

LT TRAIL BOSS

CARGO BOX		
Floor length (mm)	1,776	1,776
Width between wheel arches (mm)	1,286	1,286

ROADSIDE ASSISTANCE

Roadside assistance coverage*	3 years*
-------------------------------	----------

WARRANTY

Warranty coverage (kms)	100,000^
Warranty coverage (years)	3 years^

SERVICE

The complimentary inspection is due at 1 month of owning your new vehicle. The first service is due at 12,000km or 12 months (whichever occurs first) and then every 12,000km or 12 months (whichever occurs first) since the last service. Additional services may be required under certain driving conditions such as when towing (refer to Owner's Manual).

*Subject to GM Specialty Vehicles Roadside Assistance Terms & Conditions. Email gmsvcare@gm.com or download the Roadside Assistance brochure at GMSV.com for details.

^Subject to GM Specialty Vehicles Warranty Terms & Conditions. Contact the GMSV care team at gmsvcare@gm.com or using the details on the adjacent page. Owners should refer to the Owner's Manual Supplement included with their vehicle.

WE'D LOVE TO HEAR FROM YOU

Here at GM Specialty Vehicles, we're all enthusiasts that want you to get the most out of every journey. Owning or buying one of our hand-picked GM vehicles should be something truly special, so please reach out if we can provide any support with new vehicles sales, service, warranty or roadside assistance.



GIVE US A CALL

AU: 1800 00 GMSV (4678)
NZ: 0800 GMSV00 (467800)

Our Customer Centre is open
8:00AM – 5:30PM (AU) and
10:00AM – 5:30PM (NZ) weekdays
(excl Public Holidays)



CHAT IN REAL TIME

**WE'RE AVAILABLE TO
CHAT AT GMSV.COM**

Our Customer Centre is open
8:00AM – 5:30PM (AU) and
10:00AM – 5:30PM (NZ) weekdays
(excl Public Holidays)



SEND US AN EMAIL

GMSVCARE@GM.COM

SILVERADO LTZ PREMIUM
IN SILVER ICE METALLIC

Overseas model shown



VISIT [GMSPECIALTYVEHICLES.COM](https://www.gmspecialtyvehicles.com) FOR MORE DETAILS



**FOLLOW THE
GMSV JOURNEY**

A word about this brochure. Images shown are for illustration purposes only. Vehicles shown have been driven in locations where driving is permitted and shot in safe environment with a professional driver. This brochure was developed to showcase the MY21 Chevrolet Silverado LTZ Premium and LT Trail Boss, however some MY20 and overseas variants have been depicted. We have tried to make this brochure as comprehensive and factual as possible, however, since the time of publication (March 2022) some of the information you'll find here may have changed. Due to ongoing supply-chain disruptions caused by a global resource shortage, certain vehicle features shown may be limited, available post vehicle delivery or are no longer available. Please contact your local GMSV Dealer for updated information about current availability. Further, General Motors Australia & New Zealand Pty Ltd ABN. 84 006 893 232 (GMSV) reserves the right to make changes at any time, without notice, in prices, colours, materials, equipment and models. Your GMSV Dealer has details and, before ordering, you should ask them to bring you up to date. No GMSV Dealer, or other person, is authorised, or permitted, to give, or make any statement, assertion or undertaking in relation to the quality, performance characteristics, descriptions or fitness for any purpose, of GMSV product which is at variance with any written statement, assertion or undertaking on any of these subjects given, or made, by GMSV in its published sales literature, and GMSV does not accept any liability for such unauthorised action. GMSV has authorised Dealers in many parts of Australia and New Zealand for the sale of service parts and the provision of service to owners of GMSV's products. Every endeavour is made to ensure that such Dealers carry adequate stocks of service parts but GMSV makes no promise other than that contained in the New Vehicle Warranty given by GMSV, that such parts or service facilities will be available at any specific location, or at any particular time. Details are also available from GMSV on request. Copyright General Motors Australia & New Zealand Pty Ltd. (GM Specialty Vehicles) ABN. 84 006 893 232. Colours are for illustration purposes only.



Overseas Model Shown

GMSPECIALTYVEHICLES.COM

BROUGHT TO YOU BY

