

Australia



NORWELD

UTE TRAYS AND CANOPIES



HALF CANOPIES



A 4WD ute with a canopy is driving away on a dirt road that curves through a vast, open landscape. The sky is filled with soft, golden light from a setting or rising sun, creating a dramatic and atmospheric scene. The terrain is flat and covered in low-lying vegetation. The overall mood is one of adventure and exploration.

YOUR JOURNEY STARTS HERE

Elevate your 4WD with a high-quality aluminium ute canopy from Norweld. Built tough to last a lifetime, our canopies are designed to suit your every need, whether you're a hardworking farmer, tradie or off-road adventurer.

BUYING GUIDE	2
INCLUDED FEATURES	4
HALF BASIC CANOPY	6
HALF DELUXE LITE CANOPY	8
HALF DELUXE CANOPY	10
HALF DELUXE DOG POD CANOPY	12
SPECIFICATIONS CHART	14
POPULAR ACCESSORIES	16

HALF CANOPIES BUYING GUIDE

This guide is built to help you find the right canopy for your needs.

No matter the adventure, Norweld trays and canopies are engineered to withstand the toughest conditions, backed by a lifetime warranty on all workmanship.



1. FULL-TIME OR WIND-OFF

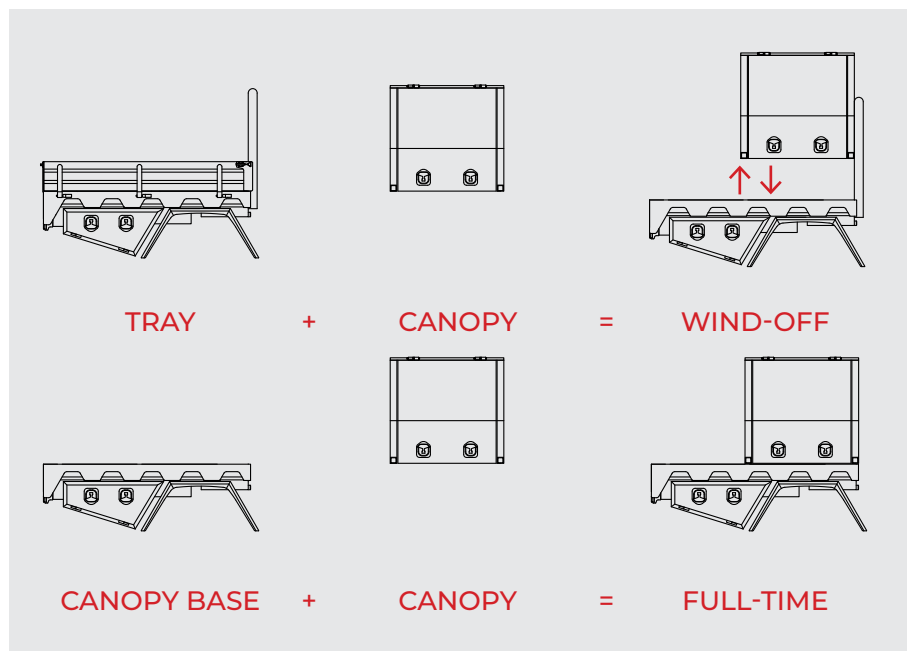
As part of our commitment to quality, Norweld canopies are built exclusively to suit our range of trays and canopy bases.

WIND-OFF CANOPY

This Norweld tray and canopy system allows you to remove your canopy and utilise the deck space of your Norweld tray with 76mm mandrel-bent tube headboard.

FULL-TIME CANOPY

Norweld full-time canopy bases retain the full features of our trays, including rear trundle drawer, under tray poly water tank and toolboxes, without the tube headboard.



2. BASE DECK LENGTH & VEHICLE SIZE

Depending on the size of your vehicle Norweld has a tray or canopy base to suit. The table below outlines what length tray and canopy base is compatible with which vehicles.

	FULL-TIME CANOPY BASE LENGTH (MM)	WIND-OFF CANOPY TRAY BASE (MM)	COMPATIBLE VEHICLES
DUAL CAB	1740	1826	Toyota LandCruiser 79, Toyota HiLux, Ford Ranger, Isuzu D-Max, Mazda BT-50, Volkswagen Amarok, Nissan Navara, Holden Colorado
EXTRA CAB	2040	2126	Toyota HiLux, Ford Ranger, Isuzu D-Max, Mazda BT-50, Volkswagen Amarok, Nissan Navara, Holden Colorado
SINGLE CAB	2200	2286	Toyota LandCruiser 79, Toyota HiLux, Ford Ranger, Isuzu D-Max, Mazda BT-50, Volkswagen Amarok, Nissan Navara, Holden Colorado
LANDCRUISER 79 WITH 300MM EXTENSION	1900	1986	Dual Cab Toyota LandCruiser 79 with 300mm Extension
FULL-SIZE VEHICLES	1900	1986	Toyota LandCruiser 200, Toyota LandCruiser 300, Toyota Tundra, Ford F-150, Nissan Titan, RAM 1500, Chevrolet Silverado, GMC Denali
FULL-SIZE VEHICLES	2200	2286	Toyota Tundra, Ford F-250, Ford F-350, Nissan Titan, RAM 2500, RAM 3500, Chevrolet Silverado, GMC Denali



3. CANOPY LENGTH

Norweld offers a range of canopy lengths, whether you're looking for a full length option or a compact look. Our Half Canopies are 950mm in length and available for all compatible vehicles.

CANOPY LENGTHS (MM)	HALF CANOPIES					
	950	1500	1740	1900*	2040	2200
DUAL CAB Deck Length: 1740mm	•	•	•			
EXTRA CAB Deck Length: 2040mm	•	•	•		•	
SINGLE CAB Deck Length: 2200mm	•	•	•	LandCruiser 79 Only	•	•
LANDCRUISER 79 WITH 300MM EXTENSION Deck Length: 1900mm	•	•	•	•		
FULL-SIZE VEHICLES Deck Length: 1900mm	•		•	•		•
FULL-SIZE VEHICLES Deck Length: 2200mm	•		•	•		•

*Norweld does not fit the 1900mm full length canopy to a Toyota LandCruiser 79 with 300mm extension unless it has received the JMACX 4495 GVM upgrade.

4. HALF CANOPY LAYOUT

Norweld half canopies come in four configurations:

BASIC CANOPY

Empty internal layout.

DELUXE LITE CANOPY

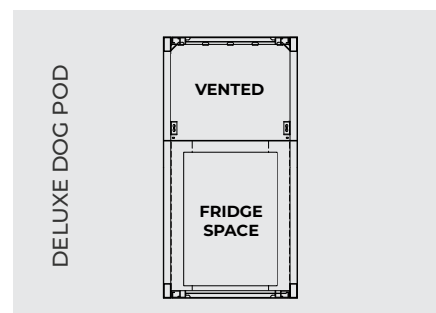
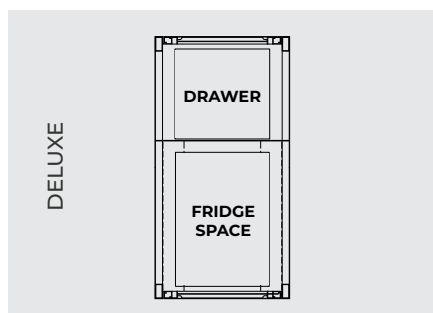
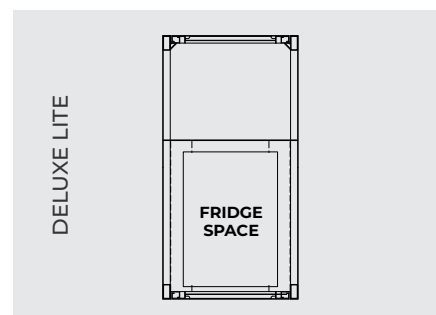
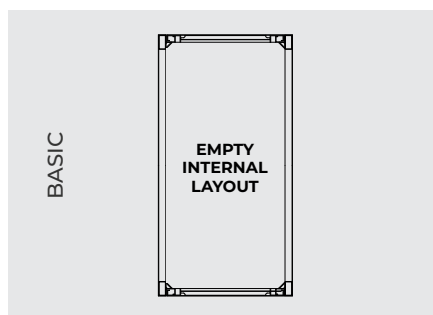
Drivers side empty, with allocated space for fridge mounting on the passenger side.

DELUXE CANOPY

Drivers side features full-width lockable drawer, with allocated space for fridge mounting on the passenger side.

DELUXE DOG POD CANOPY

Vented and washable compartment on drivers side, with allocated space for fridge mounting on the passenger side.




← FRONT OF VEHICLE

HALF CANOPIES INCLUDED FEATURES

With precision CNC-cut and fully welded aluminium construction, our ute canopies deliver a strong lightweight build and are backed with a lifetime warranty on all workmanship.

Our range of half canopies are designed to provide you with the flexibility of water and dust resistant storage, while retaining usable tray space. These are a great option if you use your tray everyday but need a fridge and secure storage.




All Norweld half canopies feature:

- Internal tie down points
- Blank wiring panel or choose from one of our wiring packages
- Heavy duty rubber mat
- Water and dust resistant seals
- Transferable between most vehicles makes and models, allowing you to keep your canopy when upgrading to your next vehicle
- Lifetime warranty on all workmanship

Norweld offers tray and canopy packages to suit:

- Toyota LandCruiser 79
- Toyota HiLux
- Ford Ranger
- Mazda BT-50
- Isuzu D-Max
- Volkswagen Amarok
- Holden Colorado
- Nissan Navara
- Full-size vehicles
- Chassis Extensions



HALF CANOPY BASIC



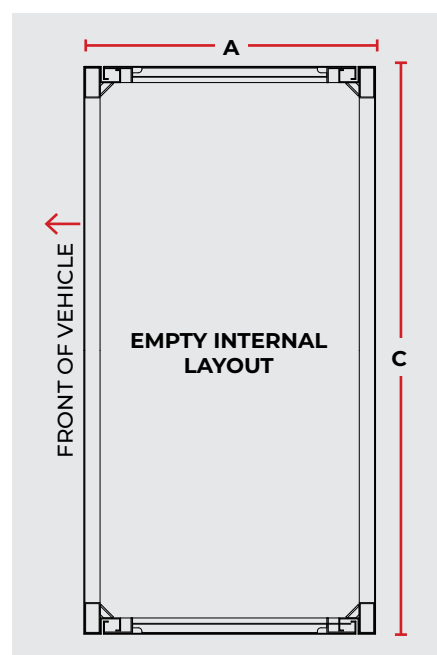
FLEXIBLE STORAGE

With an empty internal layout, the half basic canopy is ready for you to customise with bolt-on accessories, or store larger items securely while maintaining tray functionality.



INTERNAL TIE DOWNS

Internal tie down points are located in all Norweld canopies, assisting to secure any loose items.

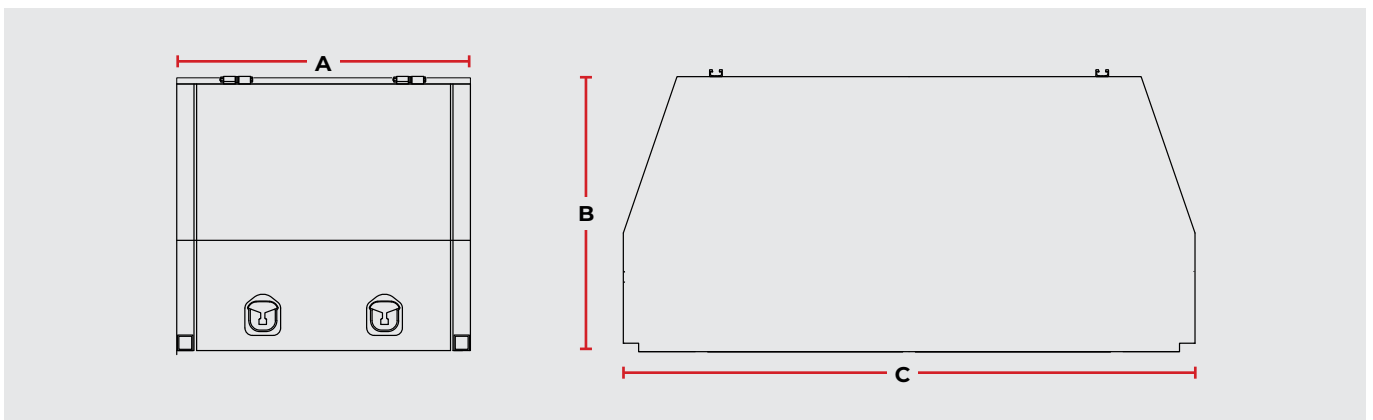




Norweld Half Basic Canopy (2000mm Width) | Deluxe Plus Tray (2286mm Length) | RAM 2500




Basic canopies have an empty internal layout



VEHICLE MODEL	A (MM)	B (MM)	C (MM)	WEIGHT (KG)
MID-SIZE UTES	950	890	1850	106
LANDCRUISER 79	950	951	1850	107
FULL-SIZE VEHICLES	950	925	2000	108

*Canopy weights are an approximate, at the time of publication. We recommend having your vehicle weighed after tray and canopy fitment.

HALF CANOPY DELUXE LITE



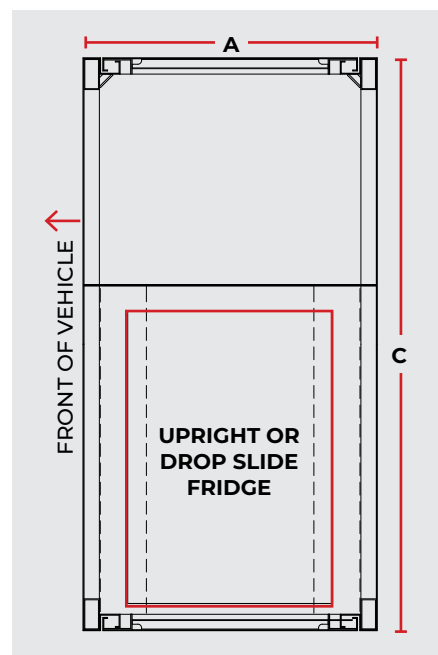
FLEXIBLE STORAGE

Empty compartment on the drivers side of the canopy allows plenty of space for storage of larger items.

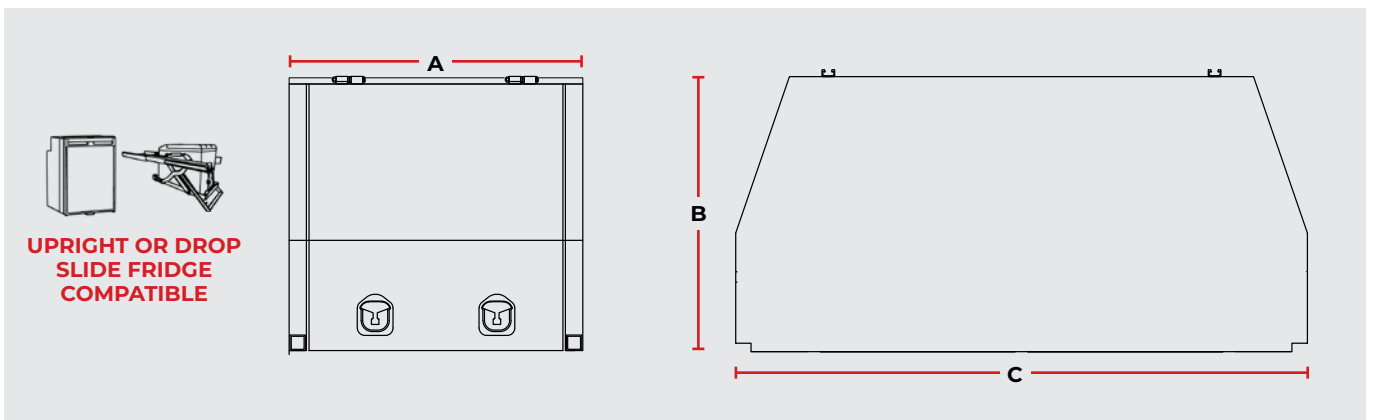


INCLUDED SHELF

Canopy includes medium bolt-in shelf that can be fitted to either the driver or passenger side of canopy, depending on your chosen fridge option.



Norweld Half Deluxe Lite Canopy (1850mm Wide) |
 Deluxe Plus Tray (1826mm Length) | Ford Ranger |
 Maheno Shipwreck, K'gari QLD



VEHICLE MODEL	A (MM)	B (MM)	C (MM)	WEIGHT (KG)
MID-SIZE UTES	950	890	1850	126
LANDCRUISER 79	950	951	1850	128
FULL-SIZE VEHICLES	950	925	2000	132

*Canopy weights are an approximate, at the time of publication. We recommend having your vehicle weighed after tray and canopy fitment.

HALF CANOPY DELUXE



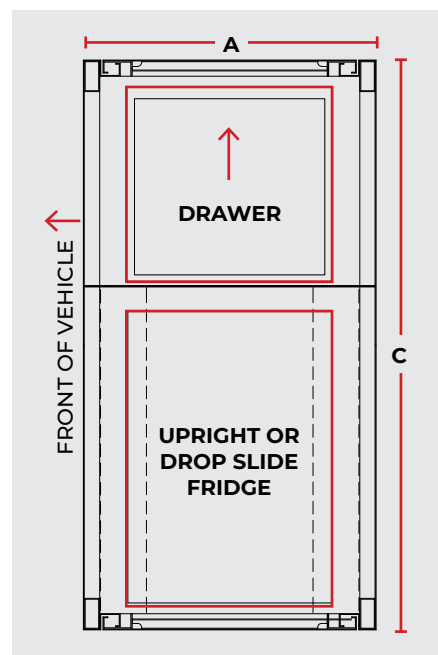
HEAVY DUTY DRAWER

The driver side of the canopy features a heavy duty lock-out drawer, rated to hold up to 227kg.



INCLUDED SHELF

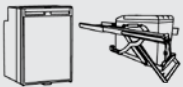
Canopy includes medium bolt-in shelf that can be fitted to either the driver or passenger side of canopy, depending on your chosen fridge option.




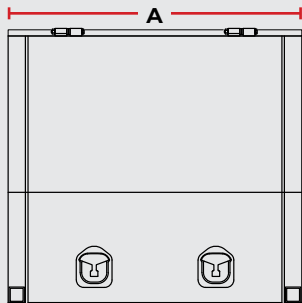
Norweld Half Deluxe Canopy (2000mm Width) |
Deluxe Plus Tray (1986mm Length) | RAM 1500



**HEAVY-DUTY
DRAWER**



**UPRIGHT OR DROP
SLIDE FRIDGE
COMPATIBLE**




VEHICLE MODEL	A (MM)	B (MM)	C (MM)	WEIGHT (KG)
MID-SIZE UTES	950	890	1850	155
LANDCRUISER 79	950	951	1850	156
FULL-SIZE VEHICLES	950	925	2000	160

*Canopy weights are an approximate, at the time of publication. We recommend having your vehicle weighed after tray and canopy fitment.

HALF CANOPY DELUXE DOG POD



SEE IT IN ACTION



ADDITIONAL TIE DOWNS AND DRAINAGE POINTS

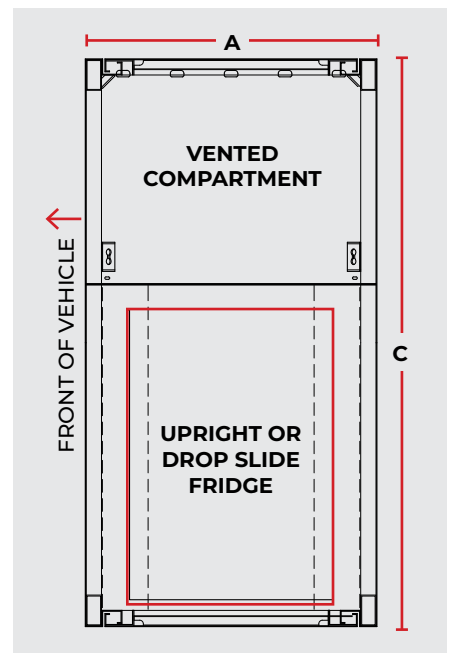
The vented compartment on the driver's side of the canopy is sealed off from the passenger side and has drainage points, allowing it to be washed with ease.

The compartment is also fitted with additional tie down positions.



INCLUDED SHELF

Depending on your chosen fridge option, the Half Deluxe Dog Pod Canopy includes either a small bolt-in shelf in the vented compartment, or a medium bolt-in shelf above your fridge drop slide.

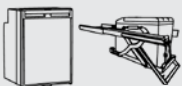





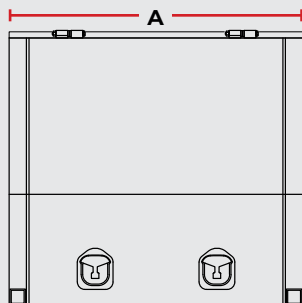
Norweld Half Deluxe Dog Pod Canopy (1850mm Width) | Deluxe Plus Tray (2526mm Length) | Toyota LandCruiser 79



**VENTED +
WASHABLE**



**UPRIGHT OR DROP
SLIDE FRIDGE
COMPATIBLE**



VEHICLE MODEL	A (MM)	B (MM)	C (MM)	WEIGHT (KG)
MID-SIZE UTES	950	890	1850	128
LANDCRUISER 79	950	951	1850	133
FULL-SIZE VEHICLES	950	925	2000	136

*Canopy weights are an approximate, at the time of publication. We recommend having your vehicle weighed after tray and canopy fitment.

HALF CANOPIES SPECIFICATIONS CHART

		HALF BASIC
DESCRIPTION		Empty internal layout.
SPECIFICATIONS		
MID-SIZE UTE	Weight (kg)	106
	Length (mm)	950
	Width (mm)	1850
	Height (mm)	890
LANDCRUISER 79	Weight (kg)	107
	Length (mm)	950
	Width (mm)	1850
	Height (mm)	951
FULL-SIZE VEHICLES	Weight (mm)	108
	Length (mm)	950
	Width (mm)	2000
	Height (mm)	925
FEATURES		
Lifetime warranty on all workmanship		●
Water and dust resistant		●
Transferable between most vehicle makes and models		●
Internal tie down points		●
Blank wiring panel		●
Dual locking roller compression locks		●
Overhead shelf		
Drop slide or upright fridge mount		
Lock out drawer		
Drainage holes for easy cleaning		
Vented dog pod wet area		

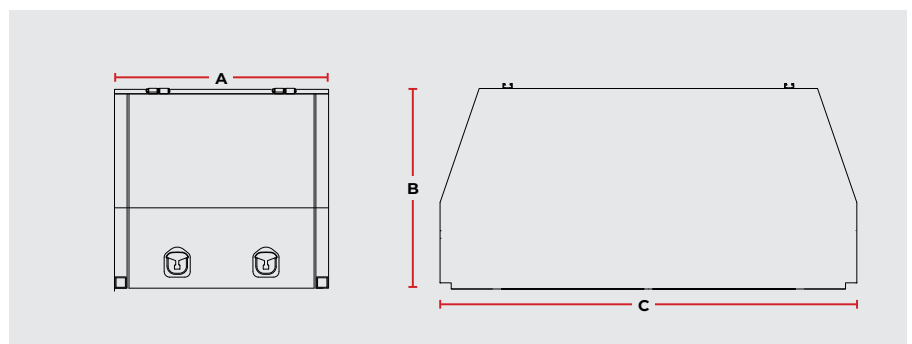
*Canopy weights are an approximate, at the time of publication. Weights do not include rubber mat in calculations. We recommend having your vehicle weighed after tray and canopy fitment.

MEASUREMENTS

Length (A): From front to rear external walls of canopy.

Height (B): From floor to roof of canopy, unistrut channels not included.

Width (C): From edge to edge across the canopy.



HALF DELUXE LITE	HALF DELUXE	HALF DELUXE DOG POD
Drivers side empty, with allocated space for fridge mounting on the passenger side.	Drivers side features heavy duty drawer, with allocated space for fridge mounting on the passenger side.	Vented and washable compartment on drivers side, with allocated space for fridge mounting on the passenger side.
126	155	128
950	950	950
1850	1850	1850
890	890	890
128	156	133
950	950	950
1850	1850	1850
951	951	951
132	160	136
950	950	950
2000	2000	2000
925	925	925
•	•	•
•	•	•
•	•	•
•	•	•
•	•	•
•	•	•
•	•	•
•	•	•
		•
		•



HALF CANOPY POPULAR ACCESSORIES



TRAVEL BUDDY OVEN KIT

Fast food takes on a new meaning with the Travel Buddy. This portable, lightweight, 12 volt oven can cook, bake and warm foods while you travel.

Conveniently install it into your Norweld canopy with our specially designed bolt-in mount that secures to the canopy ceiling.



AIR COMPRESSOR AND TANK

Whether it's inflating your tyres after hitting the beach or blowing off some bulldust, our twin air compressor kit is a great add on for your canopy. Featuring the ARB twin motor design and a 4L air tank, additional hose, air duster and tyre inflator.

Installed securely to the ceiling of your canopy with a Norweld designed and built bracket.



JERRY CANS AND HOLDER

Norweld designed and made jerry can holder is bolted into the spare tyre mounts of your tray or canopy.

Norweld jerry cans are Australian made and come in two options:

- 25L Water (grey)
- 25L Diesel (black)

STUBBY SIDEBOARDS

If you are running a Half Canopy on your Norweld tray then stubby sideboards are the perfect way to round out your setup. Designed to work seamlessly, stubby sideboards ensure you keep the functionality of a tray with the left over space.



Norweld Half Deluxe Lite Canopy (1850mm Width) | Deluxe Plus Tray (1826mm Length) | Ford Ranger



UPRIGHT FRIDGE

Norweld offers mounting options for the following models:

- 95L Engel Upright Fridge
- 110L Dometic Upright Fridge
- 116L Dometic NRX115 Upright
- 130L Bushman Upright Fridge

The Bushman 130L upright fridge is also available from Norweld.




CLEARVIEW EASY SLIDE

This state-of-the-art fridge lowering slide is easy to use and access from within your canopy.

Smoothly lowers the fridge up to 290mm, with the option of 3 different platform heights to choose from.

Unobtrusive handle allows for uninterrupted access to your fridge.



WIND OFF JACKS

Wind off jacks come as a set of four with handles to allow easy removal of your canopy.

Australia
NORWELD
UTE TRAYS AND CANOPIES



Norweld Half Deluxe Dog Pod Canopy (1850mm Width) |
Deluxe Plus Tray (2286mm Length) | Toyota LandCruiser 79

Cairns

139-143 Hartley Street
Bungalow QLD 4870

Townsville

6/547 Woolcock Street
Mount Louisa QLD 4814

Brisbane

56 Griffin Crescent
Brendale QLD 4500

Newcastle

4/5 Coal Wash Drive
Mayfield West NSW 2304

Sydney

2/1003-1009 Canley Vale Road
Wetherill Park NSW 2164

Melbourne

2/37 Garden Street
Kilsyth Melbourne 3137

Adelaide

24 Fifth Street
Bowden SA 5007

Perth

22 Opportunity Street
Wangara WA 6065

For more information
visit norweld.com.au
or call 1300 302 899.

LOCAL SERVICE
NATIONAL SUPPORT

LIFETIME WARRANTY
ON WORKMANSHIP



GET A QUOTE



NORWELD.COM.AU | 1300 302 899

