

# Tech Specs

The Peak MWB is based on the Iveco Daily 35S18 Van & the LWB is based on the Daily 50C18 Van.

The Iveco Daily range is well equipped with a Turbo diesel 180HP & 430NM torque Euro 6 engine, Electric handbrake, 3500 tow capacity, Hi Matic 8 Speed auto transmission, Reverse camera, Cruise control plus much more.

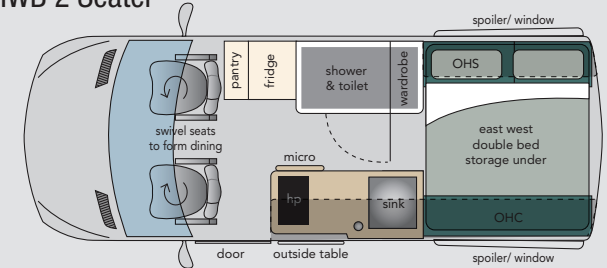
Our Peak range is well equipped from standard with solar panels, complete off grid power system, 150L fridge, full height shower & toilet & interior galley cooking.

The side window spoilers are designed to maximize space, allowing for an east-west sleeping configuration. The bed, measuring 2060Lx1400W, is spacious and comfortable. Constructed from high-quality aluminium and heavy-duty runners, the bed is both lightweight and durable, ensuring longevity and ease of use.

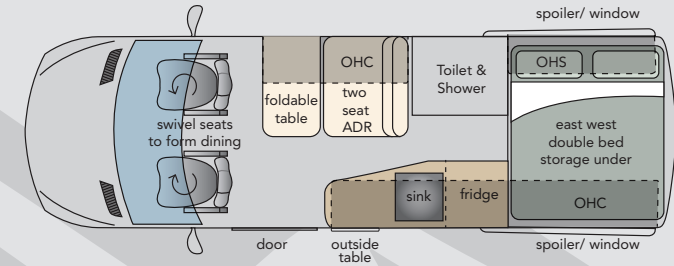


## Layout options

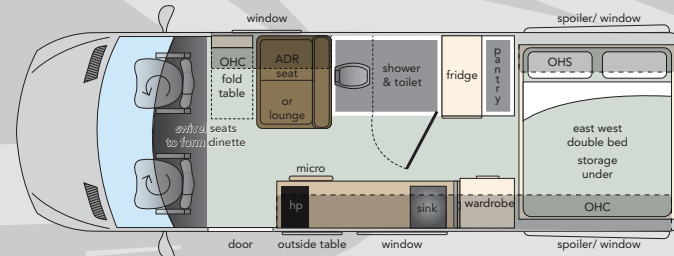
### MWB 2 Seater



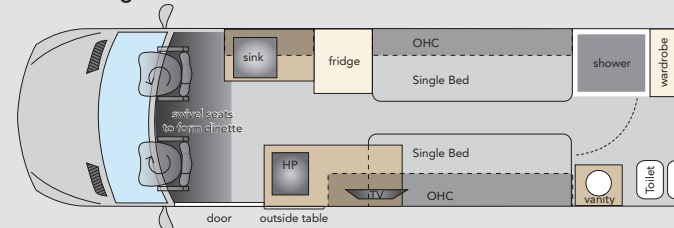
### MWB 4 Seater



### LWB 2/4 Seater



### LWB Singles



# JACANA RV

AUSTRALIAN DESIGNED AND MANUFACTURED  
MOTOR DEALER LICENCE MD082739

Est. 1999



Tel: 02 6551 7706

118 Manning River Drive  
Taree South NSW 2430

[www.jacanamotorhomes.com.au](http://www.jacanamotorhomes.com.au)





## MWB

MWB Peak measures at 2750H X 2010W X 6110L & weighing in at TARE 3200KG with a GVM of 3800KG

\* Measurements may vary with different options



Mwb – with 2 layout options for either standard 2 seat or 4 seats, this MWB Peak can take you just about anywhere, MWB Peak is your ultimate weekender or big trip away van.

It is fully equipped with Fiamma awning, off grid Enerdrive power system, solar panels, Inverter, galley with microwave, induction cooktop, toilet & shower unit, 150l 12v Fridge, fresh & grey water tanks plus much more.

In the front the van has 2 swivel seats, which allows for a walkthrough from the front cabin into the motor home, Once the seats are turned around you have access to a removable table for seating & eating.

This van has ample storage in the galley & overheads.

The east/west bed allows for more internal space, under the bed is your power system & hot water system on each end.

Standard open space under bed & options for different under bed configurations.



## LWB

LWB Peak measures at 3100h X 2010W X 7300L & weighing in at TARE 3420KG with a GVM of 4495KG.

\* Measurements may vary with different options



## LWB

With 2 Layout options for either standard 2 seat & lounge/ 2 seat & ADR seat OR 2-seater with single beds & a toilet/ shower in the rear.

It is fully equipped with Fiamma awning, off grid Enerdrive power system, Solar panels, Inverter, Galley with microwave, induction cooktop, large toilet & Shower unit, 150l 12v Fridge, Fresh & grey water tanks, additional pull-out pantry & much more.

In the front the van has 2 swivel seats, which allows for a walkthrough from the front cabin into the motor home, Once the seats are turned around you have access to a removable table to form a dinette with the Lounge/ARD seat set up.

This van has ample storage in the galley & overheads. The east/west bed allows for more internal space, under bed is your power system & on each end. Standard open space under bed & options for different under bed configurations..