

COMPLETE LINE
**IS A COMPLETE
SOLUTION**



*Performance
through
Understanding*



ADD VALUE AND EXPAND POTENTIAL WITH COMPLETE LINE SOLUTIONS



MORE BEVERAGES, MORE FORMATS, MORE DESIGNS, MORE OUTPUT

As consumers have more beverage options, they demand products with more individuality, variety and convenience.

For beverage producers, this generally means production flexibility and uptime:

- More unique products
- Shorter product cycles
- Faster changeovers

There is increasing pressure to constantly adapt and change. Today's producers need to:

- Monitor equipment efficiency and identify bottlenecks to ensure high productivity
- Control system performance to maximise uptime across the line
- Implement sustainability measures to lower consumption and costs

Continuous production monitoring

Technological advancements are making production lines more sophisticated and line automation is expanding performance possibilities. A new standard of efficiency is being established and there is a constant pursuit for more productivity and lower costs. Continuous production monitoring is essential to ensure every component works together to ensure production quality and reliability.

The future of complete line solutions

The beverage production industry today is taking a more holistic approach. Finding the best solution now goes beyond the equipment. Starting with packaging, market and industry experts help design and manufacture a complete line solution, right from the beginning. After ramp-up, monitoring performance and improving production into the future is important for ensuring performance and longevity.

COMPLETELY FLEXIBLE FOR THE FUTURE

Your needs are constantly changing. From producing water bottles at record-fast speeds, to packaging dairy products with high sensitivity, it is important to consider your specific production needs right from the start. This requires the technical know-how and packaging expertise that comes from a full solution partner.

Complete solutions - built for today and tomorrow

In an industry with many opportunities, the best solution requires a flexible approach to complete PET lines. We work closely with you every step of the way, from packaging and equipment, to ongoing performance and improvements to optimise lifetime of your line.

Dedicated Project Manager

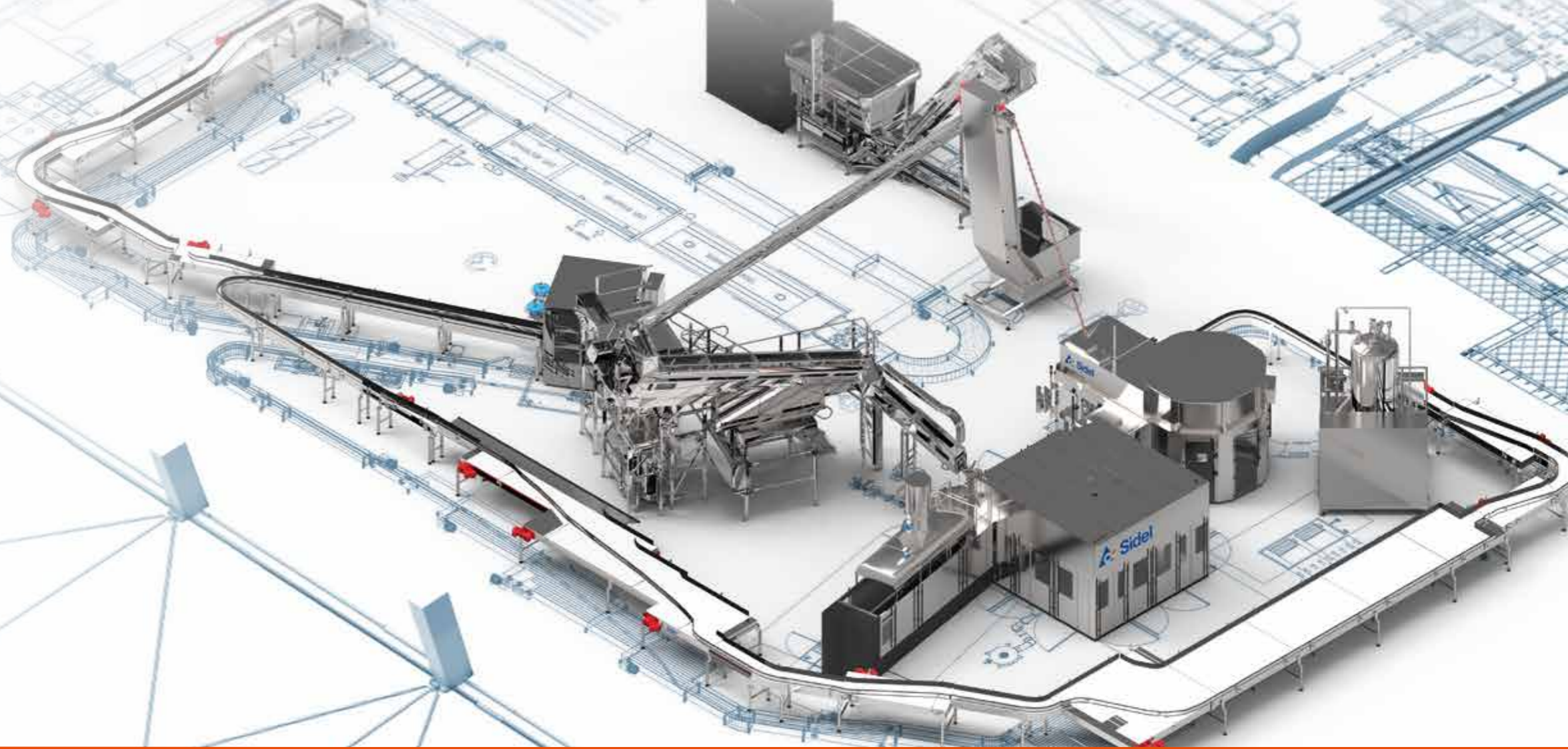
To make the most out of your investment, a dedicated Sidel project manager takes care of all the details. This project manager is a professional engineer, specialising in packaging and production processes. From line design

and equipment management to communication with sub-suppliers, your project manager remains accountable for the entire process. Throughout line commissioning and handover, they collaborate closely with you to ensure your investment meets your long-term objectives.

A COMPLETE LINE SOLUTION WITH SIDEL

- Over 40 years of experience with complete line solutions
- Over 35 years of PET production expertise
- Complete range of modular equipment and components
- In-house packaging expertise
- Local market and supply chain knowledge
- Global presence and wide service network

A COMPLETE LINE IS SO MUCH MORE THAN ITS PARTS



FROM ORIGINAL CONCEPT – AND BEYOND

Before production begins, careful packaging design and detailed equipment planning is needed to develop a line that will optimise performance every step of the way. At Sidel, we work alongside you to manage the process before, during and after the line handover so you can continue focusing on what matters most – your final product.



PACKAGING

To ensure performance across the supply chain, from production to consumption, choosing the right package design is essential.



EQUIPMENT

To keep productivity at its best, it is important to identify and install the right equipment. This ensures that your line runs smoothly and can be flexibly adapted to meet your future needs while optimising your total cost of ownership.



LINE DESIGN

To finalise your production design, it is essential to consider every detail. Managing footprint, raw materials and resources can help you design and engineer a line that optimises costs while ensuring high performance.



LINE SUPPLY

To start achieving your targets in record time, close project management can ensure efficient delivery, training and testing for a fast and successful ramp-up.



SMART DATA

To create full traceability and make smarter decisions, real-time data can monitor production across the line and identify performance improvements.



CONTINUOUS LINE PERFORMANCE

To ensure reliable production and expand the lifetime of your line, the Sidel Services™ dedicated team and portfolio can review performance, fix problems, train your workforce and expand your line's potential.

BRING YOUR IDEAS TO PRODUCTION



EMBED EXPERTISE ACROSS THE SUPPLY CHAIN

Bringing a beverage idea from concept to industrial reality requires expert knowledge of packaging conditions. By partnering with a liquid packaging expert, you get a thorough understanding of the entire supply chain, from market trends and consumer tastes, to distribution challenges and local regulations. A partner with dedicated packaging laboratories and technical know-how can industrialise a package that reduces costs, ensures performance and catches the eye of the selective consumer.

Modelling a better bottle

Developing a strong package can improve your product's performance. Before your bottle concept heads to production, virtual bottle modelling with finite element analysis can assess its stability, rigidity and quality prior to industrial production. Full feasibility studies and performance tests can validate your bottle's strength and performance, ensuring that your bottle will perform in the real world and provide a great consumer experience.

Proving performance across the supply chain

Point of sale distribution can be challenging. Rough roads for trucks, varying lighting and ambient temperature conditions can all affect the safety and shelf life of the beverage product. Liquid package interaction analysis uses microbiological, sensory and organoleptic analyses to assess the recipe, viscosity, carbonation and PH level to determine the most suitable size, design, closure and PET resin. This creates the right balance between liquid, package and supply chain conditions – all the way from the factory floor to the consumer.

Reducing costs with a better bottle

Taking advantage of new bottle design features is one of the best ways to optimise costs. Since raw materials can account for up to 80% of the bottle's cost, lightweighting bottles and caps can lead to substantial savings. To ensure performance across the supply chain, rightweighting creates bottles that require less energy to produce, protect the quality of your end product and look great on the shelf. With the right bottle weight, your final package will stay strong and retain the same look and feel that defines your brand.

Packaging qualification and liquid package interaction analysis

- Adjusts bottle drawing before mould production
- Optimises preform drawing and weight
- Controls compression, drop impact and stress
- Extends shelf life potential
- Decreases O₂ permeability and CO₂ loss

SIDEL PACKAGING SERVICES

- 5 packaging centres: China, Europe, India, Latin America and North America
- 4 in-house testing and scientific R&D laboratories
- 35 years of expertise in PET solutions
- 8,000 new bottle designs and drawings every year
- 100,000 bottle concepts analysed every year





EQUIPMENT

PRECISE BLOWING

To meet changing consumer behaviour, you need a sustainable blowing solution – one that can easily produce multiple bottles on a single line. To reach your production goals, you have to increase flexibility and productivity while decreasing operational costs. When it comes to selecting a blow moulding machine, you have a lot of factors to consider.

Custom configurations

When your bottle formats are constantly changing, it is important to choose a blower that allows you to switch easily and produce a consistent product in any size or shape.

Reduced electricity and air consumption

Every watt of electricity you save can turn into both resource and cost savings. With more precise heating and air pressure, you can significantly reduce electrical consumption. While integrated components reduce dead space in air circuitry and recycle more air, the smaller number of lamps and modules reduces consumption and improves processing during heating.

Fast production and changeovers

Faster changeovers keep disruptions low and productivity high. With automatic changeovers in less than 15 minutes*, you can move faster from one bottle format to another. The ergonomic machine design makes maintenance procedures easy and increases uptime. A production output of more than 2,300 bottles per hour on every mould means that you can produce more, with less.

* with a single operator on a 24-cavity machine

Consistent quality and distribution

Uniform bottle production ensures your bottle shape always looks great on the supermarket shelf. In addition to heating regulation, careful control of pre-blow parameters can safeguard top quality and consistency. When deviations occur, fast automatic detection and self-regulation can reduce bottle variations, eliminate excess material and ensure faster ramp-up.

SIDEL MATRIX BLOWER

- Up to 98% production efficiency
- Mechanical output of more than 2,300 bottles per mould per hour
- 15 minutes* or less for assisted mould changeovers with Bottle Switch™
- Up to 45% consumption reduction with fewer heating modules and lamps in Eco Oven
- Sidel Matrix Predis™ integrated dry preform decontamination improves food safety and reduces costs
- Sidel Intelliblower™ automatically controls and self-regulates the blow moulding process

EQUIPMENT

RELIABLE FILLING

In the race to reduce downtime and increase productivity and quality, it is essential to maintain hygiene and precision. As changeovers and cleaning cycles become faster, the quality of beverage filling should never be compromised.

Hygienic design ensures food safety

It is important to consider the liquid, the bottle and the supply chain when designing filling technology and keeping your beverage safe. Extensive chemical and functional tests assess beverage behaviour and ensure that cleaning is effective for all parts that come in contact with the beverage. Even the smallest inconsistency during filling can escalate into a serious contamination risk across the supply chain. With reliable filling, you can create consumer confidence and maintain the high quality of your product.

Accurate filling eliminates waste

Whether it's water, fruit juices with pulps, milk, other liquid dairy products, or carbonated soft drinks, it is important to ensure fast and flexible changeovers while avoiding spillage and waste. With accurate filling, you can reduce the risk of contamination on the outside of bottles, plus you can eliminate waste and extra costs, further improving your total cost of ownership.

Great efficiency and flexibility boost performance

When alternating the filling of beverages with different levels of acidity, viscosity and conductivity, it is important to identify the right filling technology and keep production running efficiently. With specialised equipment that is fast and flexible, you can optimise cleaning time between different batches and ensure continuous production hours between cleaning.

SIDEL MATRIX FILLER

- Up to 98% production efficiency
- Electronic volume control improves accuracy and reduces beverage changeover time
- No foaming and spillage
- Contactless filling avoids cross contamination risk
- Effective cleaning of all parts that come in contact with the beverage
- Reduced filler enclosure provides environmental control and improved hygiene
- Automatic changeovers between formats
- Up to 30% less electrical consumption



EQUIPMENT

SUSTAINABLE LABELLING

Your biggest branding opportunity

Your label is one of your strongest selling points. It lets you communicate with your customers, characterise your product and define your brand's image. Consumers are now more aware of what they consume, making them more likely to truly consider what you print on your product's package.

Flexibility: Ensuring productivity and diversity

From roll-fed labels and sleeves to pressure sensitive and pre-cut labels, the opportunities are endless. But labelling is an intricate process. Ergonomic machine designs allow quick and easy maintenance procedures to increase uptime and productivity. Maintaining high productivity also requires flexible equipment that can change easily between formats. This makes sure you stay on top of new bottle designs and shifting consumer preferences.

Sustainability: Reducing materials and costs

There are many ways to save on labelling. Efficient equipment reduces errors, eliminates label and glue wastage, and helps improve productivity. Thinner labels and more efficient glue application also reduce the amount of raw materials needed per label, resulting in further environmental and cost savings.

SIDEL MATRIX LABELLER

- Flexible range of bottle diameters (45 - 160 mm)
- Up to 60,000 bottles per hour
- Up to 40% reduction in maintenance costs with fewer moving parts and lubricated components
- Up to 30% reduction in energy consumption with directly connected motors on moving parts



EQUIPMENT

FAST PACKING AND PALLETISING

High quality pack design

Once your beverage product has been blown, filled, capped and labelled, the primary package is transferred to its secondary packaging process. The final result is the package the customer sees at the point of sale, meaning it really needs to grab their attention. Whether you choose shrink-printed film, nested packs or wrap-around cartons, it is important to keep this layer appealing, strong and functional.

Appealing and durable

To ensure product safety, the pack's design should be both appealing and durable. It should protect from elements such as weather, pressure and temperature changes, and should be easy for the consumer to transport after purchase. The packing equipment should gently feed the bottles to ensure consistency and quality. It is also important to optimise the use of heat, glue, carton and film to reduce overall costs.

Smart pallet patterns

It is important to organise the right number of single bottles onto trays or dollies, or packs onto each pallet, or half pallet to save space and optimise efficiency during storage and transport. As bottles and packs vary in format and size, it is important for the palletiser to allow easy changeovers in layer formation.

Choose conventional or robotic palletisers

A palletisation isle needs to efficiently manage different elements, from empty to full pallets, product layers and interlayer dividers all at the same time. For all palletising needs, a conventional palletiser can offer easy troubleshooting, support and operation, all without specialised training. It can manage up to three SKUs (stock keeping units) simultaneously and convey 15 to more than 150 cases per minute. A compact robotic palletiser can easily adapt to different patterns for even greater line flexibility. A single articulated arm and multiple infeed can quickly handle up to four different SKUs at the same time.

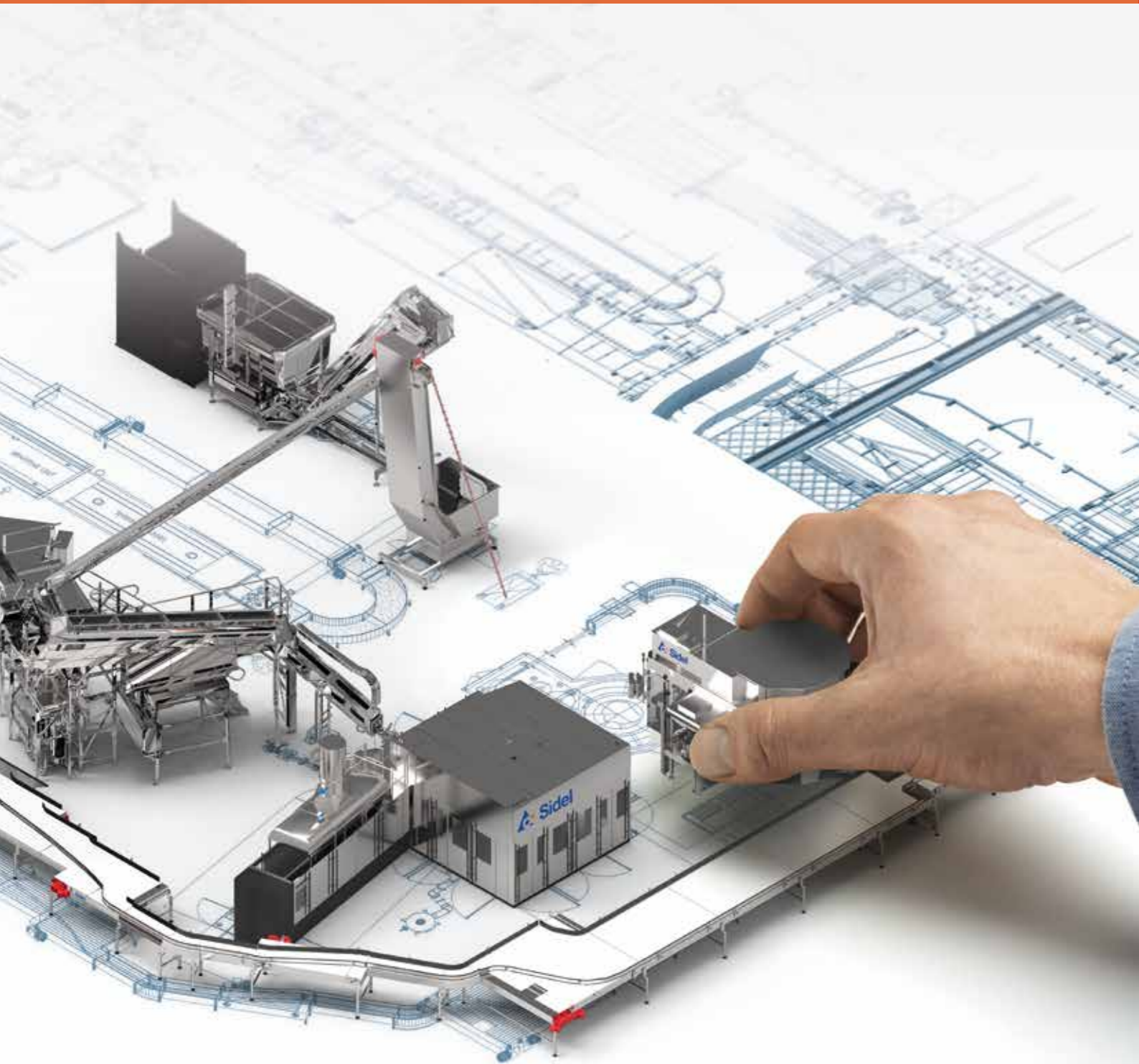
SIDEL PACKER

- Gentle and precise infeed configuration increases efficiency
- Quick changeovers for flexible handling of multiple SKUs
- Maintains pack quality while reducing costs, materials and consumption

SIDEL PALLETISER

- Flexible systems handle a variety of products, packs and layer patterns
- Compact systems fits into any production plant
- Ergonomic equipment is easily accessible for operation, troubleshooting and maintenance
- Robotic solutions for high production flexibility and speeds

DESIGN YOUR LINE FOR HIGH PERFORMANCE



When designing a completely new line, you need high performance with a layout that best fits with your plant. When conceptualising, designing and engineering your line, you have many factors to consider. Choosing technology, sizing the equipment and the accumulations, defining line controls and automation, plus requiring specific knowledge and expertise for the actual production.

Think beyond equipment

To engineer a line that ensures low costs and high performance, you need a partner that takes a holistic approach to line design. At Sidel, we understand that every part of the process is essential. We go beyond equipment and integrate every element into the complete design to engineer a line that meets your exact needs. We consider:

- Plant building and ergonomics
- Beverage product characteristics and quality
- Resources and functionality
- Raw materials and final pallets management
- Process and production cycle optimisation
- Packaging line and productivity

Understanding the bigger picture

At Sidel, we work with line designs at any stage of development. From completely new greenfield projects to plant modernisation and existing building renovations, we create designs to fit any context or environment. Through feasibility studies, simulation modelling and 3D animations, we ensure that your line's master plans are carefully constructed and expertly controlled. With a completely connected network and a user-friendly design interface, it is easy to operate and manage your line across the organisation.

Sidel line design

- Dedicated project team
- Description and definition of complete project plan
- Specific equipment selection, floor layout and implementation plan
- Detailed cost analysis and budget plan
- Management of third-party suppliers

FROM DELIVERY TO RAMP-UP IN RECORD TIME



Once you establish a design for your new line, it needs to be implemented as fast and efficiently as possible. This requires thorough planning, management and follow-up – from start to finish. At Sidel, we offer project and site management to ensure a smooth delivery and fast ramp-up.

Support every step of the way

From the beginning, implementation management is essential. Our project and site management ensures that your line is completely validated before ramp-up begins. A fast and effective ramp-up involves several steps before, during and after installation.

Lean approach

To optimise the purchasing and manufacturing of every component, we provide product specifications and remain in close communication with all third-part sub-suppliers. Before equipment is manufactured and supplied, we look at your production deadlines to carefully plan the delivery and installation, ensuring shorter delivery times and a fast and efficient ramp-up.

Extensive testing

Testing is an integrated part of the process. You have full access to Sidel laboratories to ensure the quality of your product, your package and your production equipment. Extensive tests are performed in-house on our pre-assembled equipment to reduce installation time and ensure safe commercial production at your plant.

Targeted training

Before shipment, during installation and after start-up, training can be performed at your facility or at Sidel's global training centres. This empowers your workforce and ensures your operators can easily adapt to your line and maximise its full potential.

Line management with Sidel

- Higher quality equipment manufacturing
- Installation by Sidel expert technicians and engineers
- Efficient and effective line ramp-up
- Emergency spare parts available on-site
- Preliminary run-off available at Sidel premises

SIDEL MANUFACTURING CENTRES OF EXCELLENCE

- 4 global manufacturing sites in France, Italy and China
- 30,000 machines manufactured
- 300,000 original moulds produced
- 1 million original spare parts manufactured annually



SMART DATA BOOSTS YOUR PRODUCTIVITY



Having access to relevant data for your production line and equipment allows you to make decisions faster. Monitoring this data with a production management system ensures that productivity targets are maintained and costs are under control.

Optimise performance across the line

Retrieving data throughout the lifetime of your equipment lets you proactively manage your line performance both today and in the future. Smart data systems ensure real-time traceability – this helps fix bottlenecks, highlight inefficiencies and identify areas for improvement. The information is intuitively displayed for employees at all levels to improve reactivity and optimise costs.

Quicker SKU changes

Your line often change between different bottles, labels, packs, and multipacks. The efficiency of these changes can have an effect on overall productivity. Advanced line automation systems automatically adjust the equipment and conveyors to prepare your line for the next SKU while reducing time and costs.

MANAGEMENT	ENGINEERING	MAINTENANCE	OPERATIONS
<p>Data-driven assessments allow you to manage and improve your line's performance.</p> <ul style="list-style-type: none"> Use multi-plant comparisons for a complete efficiency overview View productivity information to align real performance with targets Gain processing insights to optimise production and reduce costs 	<p>Full traceability makes it easier to access every detail about production downtime and perform a precise root cause analysis.</p> <ul style="list-style-type: none"> Keep a constant eye on line flow and status at all phases of production Keep production stable while increasing production speeds Increase flexibility during line changes and upgrades 	<p>Assessments and continuous support improves availability and time between production failures (MTBF).</p> <ul style="list-style-type: none"> Instigate repairs in record time (MTTR) with easy traceability Improve overall equipment effectiveness (OEE) with operational monitoring Achieve quick wins and validation following line changes 	<p>Monitoring all phases, down to the last detail, can ensure production stability.</p> <ul style="list-style-type: none"> Keep track of production with 24/7 data collection Instigate a precise reaction plan to eliminate inefficiencies Investigate out-of-spec values to improve overall efficiency



24
24/7 Data collection and analysis
Monitor all phases, down to the last detail, to ensure production stability

Maintenance planning
Anticipate and pre-plan downtime to optimise productivity

95%
Up to 95% line efficiency
Review data for each component to fine-tune overall performance

SKU shifts
Get structured data about SKU changes to reduce time by 20% and lower costs

OPTIMISE PERFORMANCE TODAY AND TOMORROW



Once your line productivity, efficiency and performance targets are reached, the goal is to maintain and even improve these levels for years to come. However, the reality is that performance can decrease over time without proper intervention. This could be due to normal wear and tear on mechanical parts, the changing of line staff or cleaning and changeovers becoming less fine-tuned. At the same time, new technologies and solutions are developed that can boost the performance of your line to new levels.

Sidel Services™

Since we designed and built your line, we have a comprehensive understanding of your equipment and its individual parts. Our dedicated Sidel Services team offers you a tailored portfolio that can increase the value of your beverage production for long-term success.

Maintaining production

Sidel's global team of experts are available to monitor your line equipment, pre-plan downtime and reduce unexpected costs. You can benefit from the extensive knowledge and expertise of our experts who perform over 1,400 diagnostic visits every year. They also provide fast corrective maintenance and 24/7 support, both remotely and on-site.

Improving production

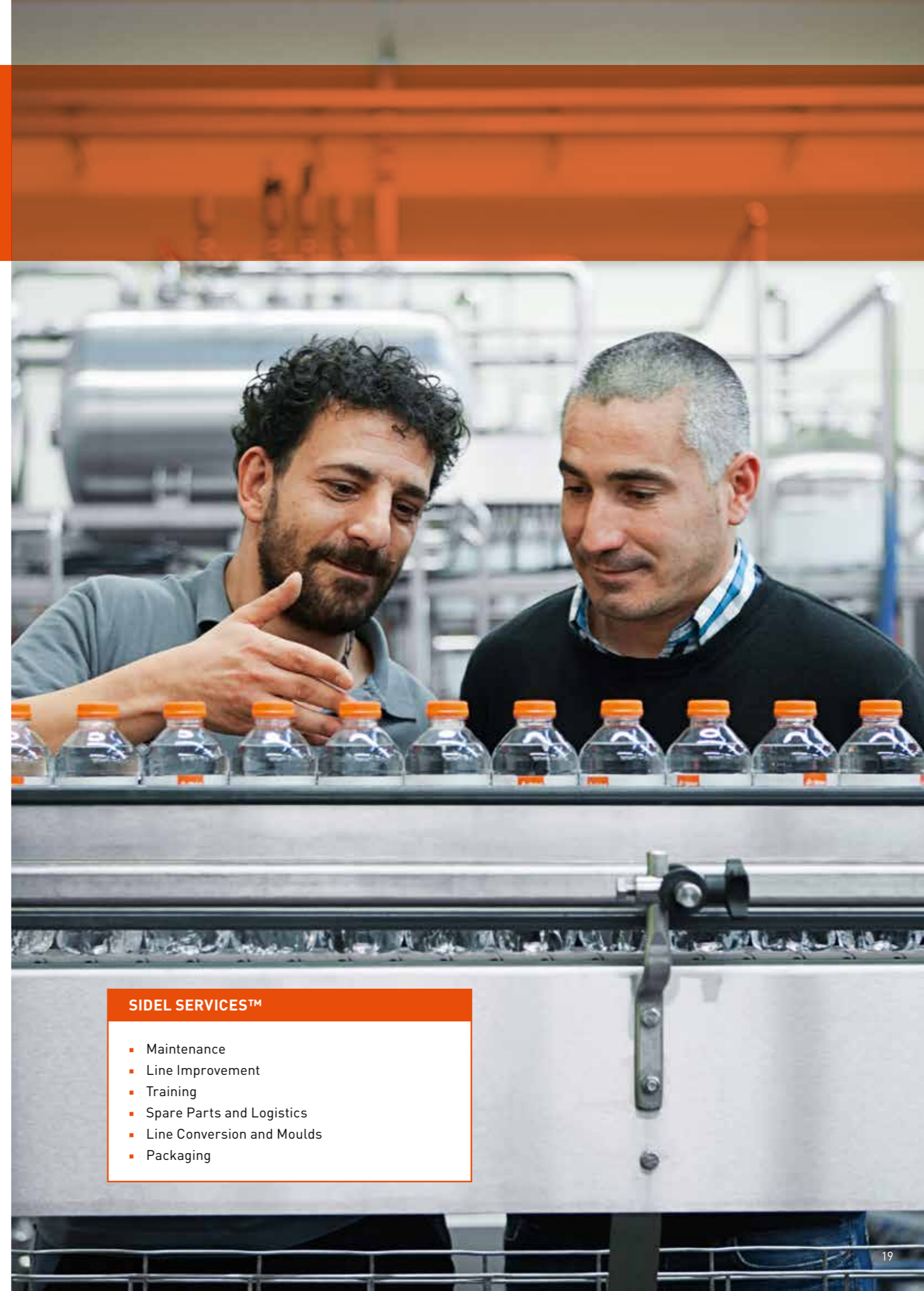
As Sidel develops new technologies and solutions, we ensure that your equipment is never left behind. We currently offer over 500 options and upgrades for every step of the production process. These improvements can reduce the need for energy, water and raw materials, lowering total costs and improving your environmental footprint. Training in new methodologies and procedures can also improve production and can take place on-site, online or at any global Sidel Training Centre.

Lowering total costs over time

New technologies and training can help lower your total costs over time. A proactive approach to spare parts management can also optimise costs, and is supported by Sidel's three delivery service levels and a world-class 24/7 supply chain. Together with our recommended spare parts lists, this total solution gives you flexible options to proactively manage your inventory and optimise your costs.

Adapting production to new demands


As consumer demands change, you need the flexibility to adjust your existing line for a new product, recipe or package. With line conversions and original Sidel moulds, these conversions can result in increased uptime, reduced costs and greater overall production flexibility.



SIDEL SERVICES™

- Maintenance
- Line Improvement
- Training
- Spare Parts and Logistics
- Line Conversion and Moulds
- Packaging

WATER LINES



SIDEL MATRIX COMBI SF100 REDUCES COSTS WITH A COMPACT SOLUTION

- Simple control interface, requiring a single operator
- Improved hygienic conditions with filler reduced enclosure and contactless filling
- Up to 12% reduction of total operational costs
- Integrated cleaning system (ICS) reduces footprint and energy consumption

END-OF-LINE OPTIMISATION

- Flexible packing improves quality and reduces consumption
- Automatic pack and raw material changeovers
- Robotic pack feeding for multiple patterns
- Accommodates high or low level infeeds
- Conventional palletising for high speed precision
- Compact robotic palletising for multiple formats

SMARTER ACCUMULATION

- Less space for a larger accumulation capacity
- Fewer motors reduce installed power
- Low pressure accumulation for gentle handling of containers and labels

LABELLING

- Multiple-format labelling, from full sleeve to Oriented Polypropylene (OPP) wraparound
- Ergonomic design for easy operator access
- Fewer lubricated parts and improved glue distribution
- Up to 40% less maintenance and up to 50% less cleaning time

BOOSTING SPEED AND HYGIENE

Today's consumers expect convenience and variety at the lowest cost. To stay on top of the competition, it is important to ensure speed and quality while reducing consumption. A smarter, more dynamic system increases productivity, makes bottle handling more gentle and efficient, and minimises waste and energy use. With Sidel's water lines, you get a hygienic and flexible solution that easily adapts to changing trends.

Sidel water lines provide:

- Hygienic production with less chemicals
- Higher speeds with gentler handling
- Reduced consumption with more efficient power use

CARBONATED SOFT DRINKS LINES

LABELLING

- Multiple-format labelling, from full sleeve to Oriented Polypropylene (OPP) wraparound
- Ergonomic design for easy operator access
- Uses less label materials, glue and power
- Up to 40% less maintenance and up to 50% less cleaning time

SMARTER ACCUMULATION

- Uses less space for a larger accumulation capacity
- Fewer motors reduce installed power
- Low pressure accumulation for gentle handling of containers and labels

SIDEL MATRIX COMBI SF300 REDUCES COSTS WITH A COMPACT SOLUTION

- Combines blowing, filling and capping
- Improved hygienic conditions with filler reduced enclosure
- Up to 12% reduction in total operational costs
- Blendfill configuration reduces footprint and CO₂ consumption
- Quick bottle changeovers

END-OF-LINE OPTIMISATION

- Multiple secondary packing configuration for improved quality and consumption reduction
- Automatic pack and raw material changeovers
- Accommodates high or low level infeeds
- Conventional palletising for high speed precision
- Compact robotic palletising for multiple formats

ENHANCING FLEXIBILITY AND CONSISTENCY

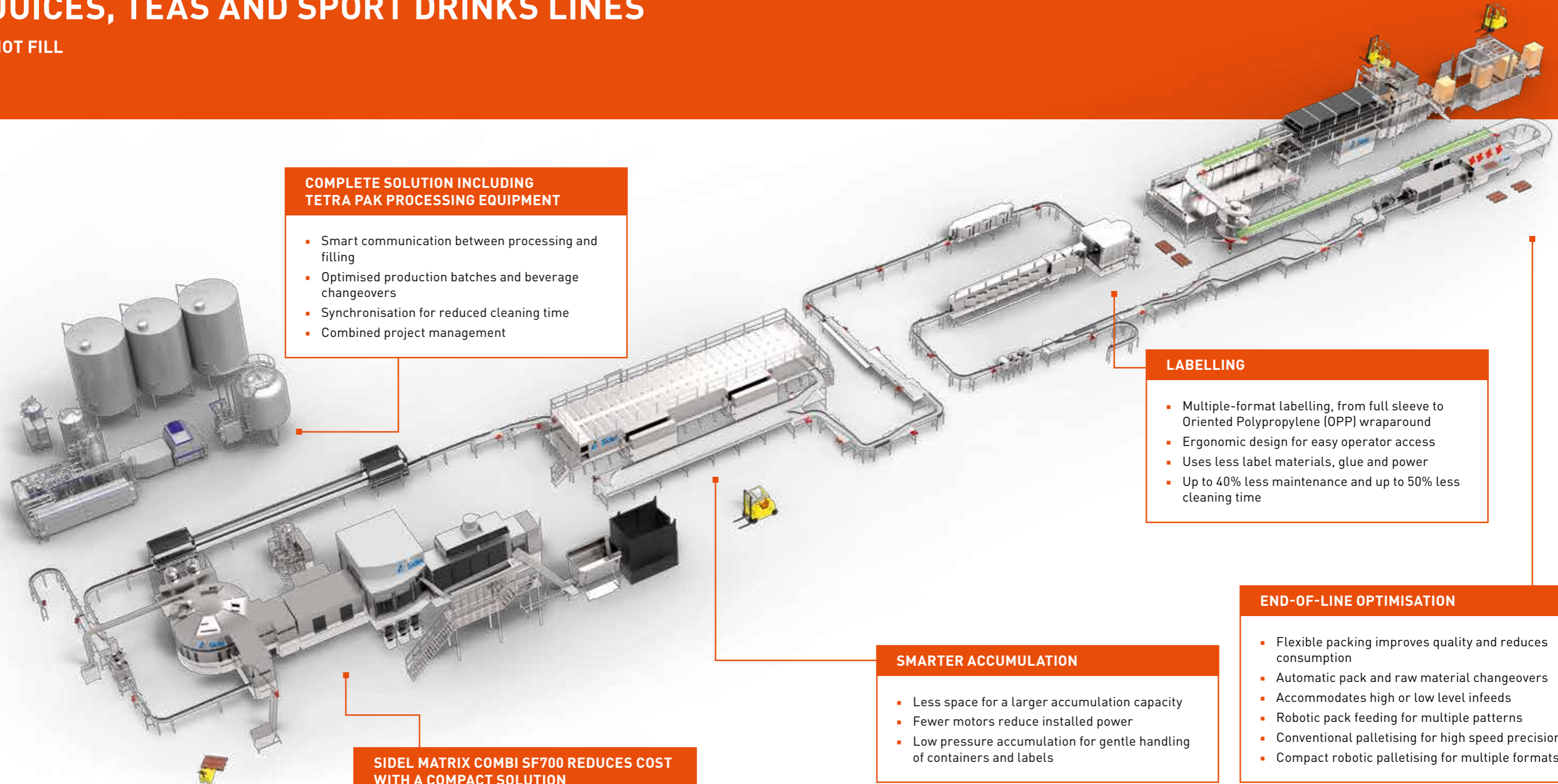
When producing carbonated soft drinks, speed is one thing – but flexibility is everything. It is important to choose a line that can handle multiple SKUs with quick changeovers. To produce a beverage that consumers can trust, hygiene and consistency are essential. Sidel's CSD lines are versatile solutions that reduce consumption while flexibly producing high quality products.

Sidel Carbonated Soft Drinks lines provide:

- Faster speeds and smaller footprint
- Improved hygiene and product quality
- More flexibility with quick changeovers

JUICES, TEAS AND SPORT DRINKS LINES

HOT FILL



COMPLETE SOLUTION INCLUDING TETRA PAK PROCESSING EQUIPMENT

- Smart communication between processing and filling
- Optimised production batches and beverage changeovers
- Synchronisation for reduced cleaning time
- Combined project management

LABELLING

- Multiple-format labelling, from full sleeve to Oriented Polypropylene (OPP) wraparound
- Ergonomic design for easy operator access
- Uses less label materials, glue and power
- Up to 40% less maintenance and up to 50% less cleaning time

END-OF-LINE OPTIMISATION

- Flexible packing improves quality and reduces consumption
- Automatic pack and raw material changeovers
- Accommodates high or low level infeeds
- Robotic pack feeding for multiple patterns
- Conventional palletising for high speed precision
- Compact robotic palletising for multiple formats

SMARTER ACCUMULATION

- Less space for a larger accumulation capacity
- Fewer motors reduce installed power
- Low pressure accumulation for gentle handling of containers and labels

SIDEL MATRIX COMBI SF700 REDUCES COST WITH A COMPACT SOLUTION

- Improved bottle quality and safety with electrical mould heating
- Up to 45% less energy consumption compared to previous generation
- Improved hygienic conditions with filler reduced enclosure and contactless filling
- Increased flexibility for beverages containing particles with Integrated Slurry Doser (ISD) configuration

ACHIEVING LIGHTWEIGHTING AND DESIGN FREEDOM

The demand for more natural, healthy products is increasing. Sidel has over 45 years of experience developing Hot Fill technology with the highest production standards. An improved bottle design, a wider variety of label formats and packaging shapes can be used to clearly define and represent your brand.

Sidel Hot Fill lines for Juices, Teas and Sport Drinks provide:

- More customisation and design freedom
- Improved hygiene and efficiency
- More control with less operators
- Full process control for the best product quality

JUICES, TEAS AND SPORT DRINKS/MILK, YOGURT AND MILK BASED DRINKS LINES

ASEPTIC WET,
BOTTLE DECONTAMINATION

LABELLING

- Multiple-format labelling, from full sleeve to Oriented Polypropylene (OPP) wraparound
- Ergonomic design for easy operator access
- Uses less label materials, glue and power
- Up to 40% less maintenance and up to 50% less cleaning time

COMPLETE SOLUTION INCLUDING TETRA PAK PROCESSING EQUIPMENT

- Smart communication between processing and filling
- Optimised production batches and beverage changeovers
- Synchronised and reduced cleaning time
- Combined project management

SIDEL SENSOFILL FMA FOR A SAFE, FLEXIBLE AND RELIABLE PRODUCTION

- 165 hours of consistent production between cleaning and sterilisation cycles
- Mechanical, chemical and thermal effects on bottle sterilisation
- Buffer conveyors before and after aseptic filling
- Combi configuration for further footprint reduction

SMARTER ACCUMULATION FOR FULL ACCESSIBILITY

- Less space for a larger accumulation capacity
- Fewer motors reduce installed power
- Low pressure accumulation for gentle handling of containers and labels

END-OF-LINE OPTIMISATION

- Flexible packing improves quality and reduces consumption
- Automatic pack and raw material changeovers
- Accommodates high or low level infeeds
- Robotic pack feeding manipulators for multiple patterns
- Conventional palletising for high speed precision
- Compact robotic palletising for multiple formats

MORE LIGHTWEIGHTING WITH LESS CONSUMPTION

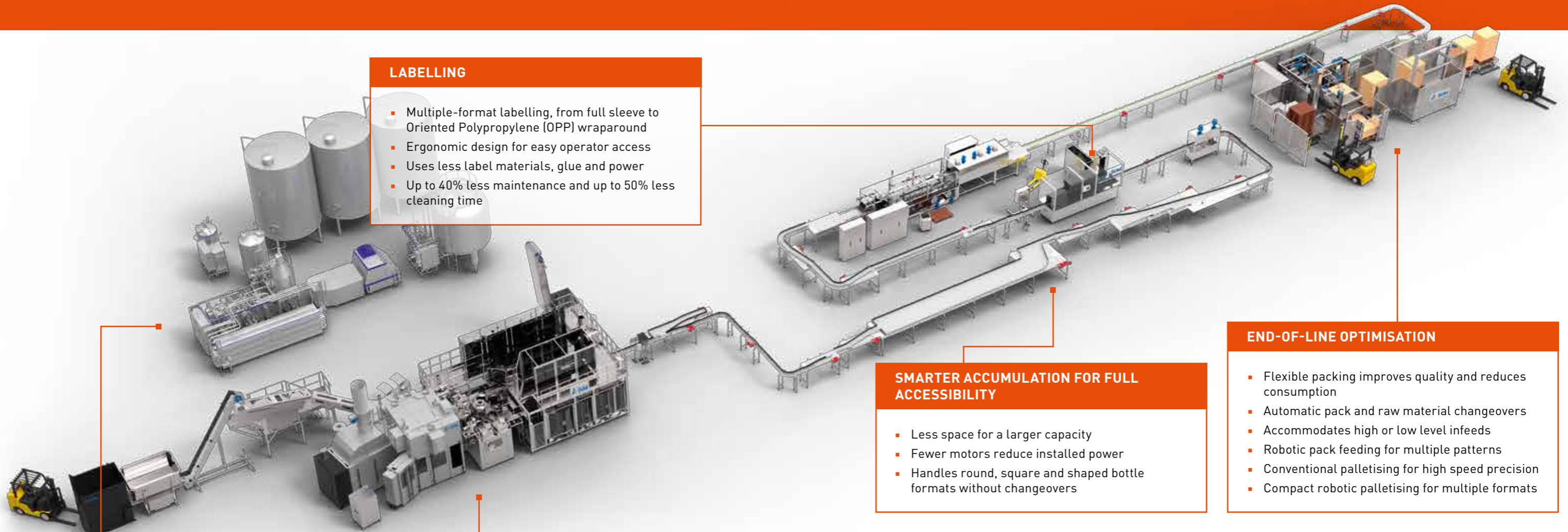
For sensitive beverages, aseptic filling is the ideal way to preserve beverage integrity and ensure food safety. Production on Sidel's aseptic wet line can help extend your product's shelf life, even when stored at room temperatures. With multiple format handling, lower temperatures and less stress on the bottle compared to dry bottle decontamination systems, you get safe and flexible production that suits a variety of beverage types. Sidel's focus on package design also facilitates the production of lighter packages for more efficient production.

Sidel aseptic wet lines for Juices, Teas and Sport Drinks/ Milk, Yogurt and Milk based Drinks provide:

- Hygienic production with contactless magnetic filling valves
- Quick changeovers without losing sterility
- Greater lightweighting and material reduction

JUICES, TEAS AND SPORT DRINKS/MILK, YOGURT AND MILK BASED DRINKS LINES

ASEPTIC DRY, LOW SPEED (UP TO 16,000 BPH)
WITH PREFORM DECONTAMINATION



LABELLING

- Multiple-format labelling, from full sleeve to Oriented Polypropylene (OPP) wraparound
- Ergonomic design for easy operator access
- Uses less label materials, glue and power
- Up to 40% less maintenance and up to 50% less cleaning time

SMARTER ACCUMULATION FOR FULL ACCESSIBILITY

- Less space for a larger capacity
- Fewer motors reduce installed power
- Handles round, square and shaped bottle formats without changeovers

END-OF-LINE OPTIMISATION

- Flexible packing improves quality and reduces consumption
- Automatic pack and raw material changeovers
- Accommodates high or low level infeeds
- Robotic pack feeding for multiple patterns
- Conventional palletising for high speed precision
- Compact robotic palletising for multiple formats

COMPLETE SOLUTION INCLUDING TETRA PAK PROCESSING EQUIPMENT

- Smart communication between processing and filling
- Optimised production batches and beverage changeovers
- Synchronised and reduced cleaning time
- Combined project management

SIDEL MATRIX COMBI PREDIS FMA PROVIDES PROVEN SAFETY AND OPERATIONAL SIMPLICITY

- Dry preform decontamination, few chemicals and no water
- Plug and play Combi solution for faster installation and ramp-up
- 165 hours of continuous production between cleaning and sterilisation cycles
- Handles lightweight bottles and diverse shapes and formats
- Ergonomic design simplifies maintenance and operation

SMALLER FOOTPRINT, FASTER RAMP-UP AND MAXIMUM FLEXIBILITY

When producing sensitive beverages, from juices with fruit pieces to ice teas, nectars, liquid dairy products and more, it is important to preserve hygiene while reducing the total cost of ownership. It is also important for your line to be compact and efficient while achieving a fast ramp-up.

Sidel's low speed dry preform decontamination line is suitable for still beverages with or without particles and reduces time, consumption and costs. With our focus on packaging we analyse the interaction between liquid,

package and environment to ensure complete beverage safety from the factory floor to the consumer's home.

Sidel low speed aseptic lines for Juices, Teas and Sport Drinks/Milk, Yogurt and Milk based Drinks provide:

- Production flexibility with quick changeovers
- Hygienic production with contactless magnetic filling valves
- Improved safety and shelf life without preservatives
- Increased lightweighting and reduced material

JUICES, TEAS AND SPORT DRINKS/MILK, YOGURT AND MILK BASED DRINKS LINES

ASEPTIC DRY, HIGH SPEED
WITH PREFORM DECONTAMINATION

COMPLETE SOLUTION INCLUDING TETRA PAK PROCESSING EQUIPMENT

- Smart communication between processing and filling
- Optimised production batches and beverage changeovers
- Synchronised and reduced cleaning time
- Combined project management

LABELLING

- Multiple-format labelling, from full sleeve to Oriented Polypropylene (OPP) wraparound
- Ergonomic design for easy operator access
- Uses less label materials, glue and power
- Up to 40% less maintenance and up to 50% less cleaning time

END-OF-LINE OPTIMISATION

- Flexible packing improves quality and reduces consumption
- Automatic pack and raw material changeovers
- Robotic pack feeding manipulators for multiple patterns
- Accommodates high or low level infeeds
- Conventional palletising for high speed precision
- Compact robotic palletising for multiple formats

SIDEL MATRIX COMBI PREDIS FMA PROVIDES PROVEN SAFETY AND OPERATIONAL SIMPLICITY

- Dry preform decontamination, few chemicals and no water
- 165 hours of consistent production between cleaning and sterilisation cycles
- Handles lightweight bottles and diverse shapes and formats
- Up to 30% reduction in operating costs

SMARTER ACCUMULATION FOR FULL ACCESSIBILITY

- Less space for a larger accumulation capacity
- Fewer motors reduce installed power
- Low pressure accumulation for gentle handling of containers and labels

MAXIMISING PRODUCTIVITY AND FLEXIBILITY

When producing sensitive products, speed, flexibility and hygiene are key. With dry decontamination, there is no need for water or preservatives to produce a product that extends shelf life. Whether it is low acid (LA) or high acid (HA) beverages, or specialty beverages with pulp and particles, Sidel's packaging and equipment expertise can help ensure optimal performance across the supply chain.

You can reduce consumption while keeping fast and continuous production by using dry preform

decontamination on your line. Its compact size requires less space and fewer operators to achieve efficient and consistent aseptic production.

Sidel high speed aseptic lines for Juices, Teas and Sport Drinks/Milk, Yogurt and Milk based Drinks provide:

- Hygienic production with contactless magnetic filling valves
- Quick changeovers without losing sterility
- Greater lightweighting and material reduction

GET A COMPLETE
LINE SOLUTION AT
[SIDEL.COM/COMPLETE-LINES](https://www.sidel.com/complete-lines)

The Sidel Group is formed by the union of two strong brands, Sidel and Gebo Cermex. Together, we are a leading provider of equipment and services for packaging liquids, foods and personal care products in PET, can, glass and other materials.

With over 37,000 machines installed in more than 190 countries, we have nearly 170 years of proven experience, with a strong focus on advanced systems, line engineering and innovation. Our 5,000+ employees worldwide are passionate about providing complete solutions that fulfil customer needs and boost the performance of their lines, products and businesses.

Delivering this level of performance requires that we continuously understand our customers' challenges and commit to meeting their unique goals. We do this through dialogue, and by understanding the needs of their markets, production and value chains. We complement this by applying our strong technical knowledge and smart-data analytics to support maximum lifetime productivity to its full potential.

We call it *Performance through Understanding*.

170731 – The information in this document contains general descriptions of technical options available, which do not always have to be present in each individual case. The required features should therefore be specified in each individual case at the time of closing the contract. No part of this publication may be reproduced, stored in a retrieval system, or transmitted, in any form or by any means, without previous written approval by Sidel. All Sidel intellectual rights, including copyright, are reserved by Sidel. All other trademarks are the property of their respective owners.

[sidel.com](https://www.sidel.com)

*Performance
through
Understanding*

