



CDE
ENGINEERING
DESIGN
SOLUTIONS



CONCEPT

DESIGN

EXECUTION

CDE Design Solutions

www.cde.design

9 Ilumba Way, Kelso NSW 2795
PO Box 1409, Bathurst NSW 2795
02 6331 2988

Delivering
transformational
factory design
solutions across
thousands of projects
for over 20 years.

OVERVIEW

Experts in factory design from concept to completion

CDE Design Solutions was founded to support food manufacturers with drafting and factory-related mechanical engineering design, troubleshooting and project management services.

We continue to operate from Bathurst, NSW and offer a broad range of engineering and drafting services. Clients range from private and family-owned to public and multinational, as well as local governments in both regional and metropolitan locations across the Eastern States of Australia.

We have a highly flexible approach - our multi-disciplinary team can work with your existing team, or as your team, throughout the entire factory design and delivery process.

Everything we do is oriented to optimising productivity, improving efficiency, and ensuring safety in the manufacturing process.

OUR SERVICES



**3D SCANNING,
MODELLING AND
DRAFTING**



**ENGINEERING
CONSULTING**



**MECHANICAL
ENGINEERING**



**PROCESS AND
PLANT DESIGN**



**STRUCTURAL
DESIGN**

MISSION AND VALUES

For over two decades, we've been guiding processing and other manufacturing clients to transform their facilities to unleash their growth potential.

Our company was started with the view to supporting local food manufacturers with drafting and factory related mechanical engineering design, troubleshooting and project management services.

As our staff and expertise has grown, so have our services and our industry base, however our values have never changed.

At CDE Design Solutions, we hold true to four pillars:

1. We listen to your story.
2. We advise and consult to support your goals and growth.
3. We carry out the work in-house, or when necessary; organise, brief and co-ordinate additional experts to support your brief.
4. We enjoy being a part of your successful project and take pride in the partnership required to do so.



At CDE, we build partnerships with our clients to ensure mutual prosperity.



We have the flexibility to work with your team, or be your team - from concept to completion

INDUSTRY EXPERIENCE

Our clients span the following industries:

- Food manufacturing companies
- Primary processing industries
- Manufacturing
- Mining
- Transport
- Steel fabricators
- Local government
- OEMs

HOW WE WORK WITH YOU

Communication and partnership are key to all of our work

We work closely with our clients and are in constant contact, utilising screen-share collaboration for online meetings. We travel and/or work on-site as required.



THE CDE TEAM

We are specialist industry professionals with extensive experience and a variety of skills. We are driven to provide clients with the very best quality solutions.

ENGINEERING

Professional Mechanical Engineers
Civil/Structural Engineers

DRAFTING

Our Drafting team have high level skills and trade backgrounds, with TAFE and/or university training in their appropriate skills.


We have both mechanical and structural engineers who are CP Eng, NER and our CEO is a FIE Aust. Our engineers are university trained with broad experience across many areas of industry. Our Civil/Structural Engineers are able to provide engineering certification.

BUSINESS OPERATIONS:

We employ specialist project managers, administration, in-house IT support staff and accounts staff.

The variety of skills and experience our team possess are available to work with or as your team.

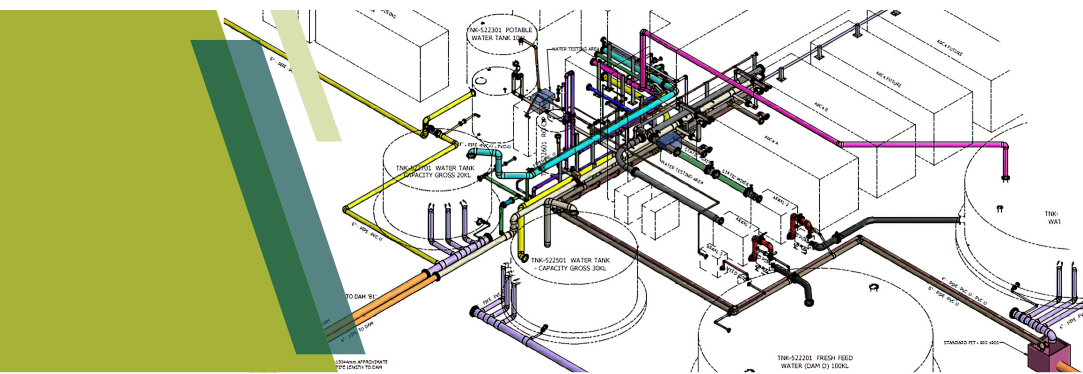
OUR SERVICES



3D SCANNING, MODELLING & DRAFTING

Our 3D scanning, modelling, animation and visualisation skills allow clear and easy communications of your idea throughout your organisation (and/or to your client) without the need to rely on 2D flat plan drawings.

From early design concepts of a complete production facility or process to intricate detail of the smallest component, our 3D modelling streamlines design projects. It also provides the vehicle for all stakeholders to easily gain a clear understanding of your project and make valuable contributions throughout the design process.



PLANT & PROCESS DESIGN

The engineers, designers, and drafting personnel at CDE Design Solutions are factory and industry experienced and understand how to put your process onto paper (or screen, if you will).

We work with clients to develop the initial process concept all the way through to final drawings.

We can provide Process and Instrumentation Drawings (P&IDs) to whatever level of detail you require. We can then design specialist machinery for your process, and project manage the manufacture of your production line.




SITE & FACTORY LAYOUT

Our range of up-to-the-minute techniques and tools used in site and factory layout design, include, but are not limited to:

- Process mapping
- 3D modelling CAD software
- 3D scanning
- Simulation models
- Detailed drawings
- 3D rendering and animations
- Online communication and collaboration tools

The plant layout design process typically involves analysing existing processes, considering different layout alternatives, evaluating pros and cons, and selecting the most suitable option based on the specific goals and constraints of the facility.




ENGINEERING SUPPORT FOR PROCESSORS & MANUFACTURERS

CDE is able to offer a full package engineering service as our team comprises a number of Mechanical, Civil and Structural Engineers.

Additionally, CDE has close working relationships with various Electrical and Building Service Engineers, Architects and others, many of whom have worked with CDE for 10-20 years.

Our full drafting team is the perfect complement to our engineering team.



FACTORY EQUIPMENT DESIGN & UPGRADES

The goal of factory equipment design is to optimise productivity, improve efficiency, and ensure safety in the manufacturing process. This requires a deep understanding of the manufacturing requirements, processes, and constraints to design equipment that meets the specific needs of the factory. Here, CDE's depth and breadth of experience comes to the fore.

Our aim is to design effective factory equipment and upgrades to increase production efficiency, reduce labor costs, improve product quality, enhance worker safety, and to achieve overall operational excellence in your manufacturing environment.

OUR CLIENTS

Much of our work is highly confidential.

For a comprehensive list of our recent clients relevant to your project, please talk with us.



CDE
ENGINEERING
DESIGN
SOLUTIONS

CDE Design Solutions Pty Limited

9 Ilumba Way, Kelso NSW 2795
PO Box 1409, Bathurst NSW 2795

P: 02 6331 2988

E: info@cde.design

W: www.cde.design