




TRAY DRYER



TECHNICAL SPECIFICATIONS:

DETAILS	GTD - 12	GTD - 48	GTD - 96	GTD - 192
CAPACITY	12 Tray	50 TRAYS	100 TRAYS	200 TRAYS
NOS. OF FANS	ONE	ONE	TWO	FOUR
NOS. OF MOTOR / HP	ONE / 1	ONE / 1	TWO / 1	FOUR / 1
HEATING LOAD (KW) 100°C/ 150°C	6 / 9	6/9	12/18	24/36
NOS. OF DOORS	ONE	ONE	TWO	TWO
NOS. OF RACK AND PLACEMENT OF RACK IN DRYER	ONE	ONE 	TWO 	FOUR
OVER ALL DIMENSIONS MM(APPROX.)	L 2100 W 1200 H 1450	3300 1200 1450	3950 1200 2100	3950 1950 2100
SIZE OF TRAY	←————— 32" x 16" x 1 ¼" —————→			
POWER SUPPLY	←————— AC, 3 PHASE, 415 / 380 V. 50 Hz, 4 WIRE +  —————→			
GTD : AIR HEATER DRYER			GTD ; THERMIC FLUID HEATER DRYER	
GTD : ELECTRIC HEATER DRYER			GTD : STEAM HEATER DRYER	

GENERAL CONSTRUCTION:

CABINET

The cabinet of the Dryer is made from MS angle frame of double wall construction. The structure is made out of 65 x 65 x 6 mm thick MS angle. Inside lining in SS 316 / SS 304 or Aluminum sheet or FRP is available at an option according to client's choice. Explosion safety door is available for special application Dryers.

HEATING

Gem Indirect Fired Hot Air Generators have been proved most economical and cost effective with faster drying and increased production with our Dryers. Our Three pass Hot Air Generators are fitted with our Fully Automatic Oil/Gas Burners. Liquid fuel can be LDO / HSD or Furnace Oil. Electrically Heated models are provided with bank of specially designed MS/SS Tube, MS Strip Heater with fins. Steam Heated or Thermic Fluid Heated models are fitted with High Efficiency Fine Tube type Heat Exchangers.

AIR CIRCULATION:


High Efficiency Axial Flow Fans mounted at most appropriate places in the Dryer plays an important part in faster drying and provides uniform air circulation within the Dryer. Axial Flow Fans are mounted externally on Ball Bearing pedestals and each Fan is driven by independent 1 HP TEFC motor. Air Inlet and Exhaust outlet dampers are provided on the top roof of the Dryer.

INSULATION:

The cavity formed in between double wall is heavily insulated with Ceramic Fibers / Glass Wool on all the sides to prevent heat losses from the Dryer.

CONTROL PANEL:

Pre-wired control panel consists of Digital Temperature Indicator / Controller, Contactors, Over Current Relays, Fuses, Indicating Lamps, Push Buttons, Main Isolator Switch etc.



GEMTECH PROJECTS LLP

10/C, MIDDLETON ROW, 3RD FLOOR, CALCUTTA-700071, INDIA PHONE:
(91-33) 2217-7328 (4 LINES), Cell 91 98311 73874
E-MAIL: info@gemdryers.com / sg@gemforgings.com