


[/strata protect](#)



Strata Emergency Refuge Chamber ERCX
Including the Latest in Advanced Technology





Strata Emergency Refuge Chamber ERCX

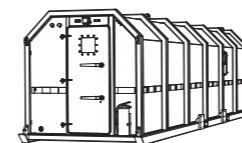
Emergency Refuge Shelters are complete safety systems built for the critical purpose of providing a safe-to-breathe, isolated atmosphere when the breathing air in the working section has become compromised. They are ideal for incidents such as a fire outbreak, ventilation failure, sudden release of toxic gas or a gas-related explosion. They are intended for use when self-escape is not possible.

Strata's chambers are easily tailored to meet local, federal and industry regulations.

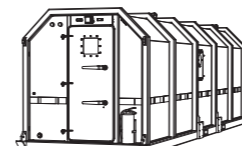
DIMENSIONS

Occupancy/Size	ERCX-8	ERCX-12	ERCX-20	ERCX-26
Length m/feet	4.9 / 16	6.4 / 21	7.9 / 26	9.5 / 31
Width m/feet	2.3 / 7.5	2.3 / 7.5	2.3 / 7.5	2.3 / 7.5
Height m/feet	2.3 / 7.5	2.3 / 7.5	2.3 / 7.5	2.3 / 7.5

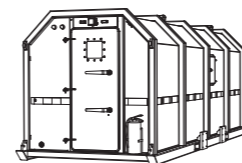
*Final weights differ depending on selected time duration



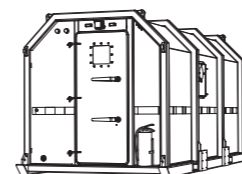
ERCX-26-PERSON



ERCX-20-PERSON



ERCX-12-PERSON



ERCX-8-PERSON

EXTERIOR COMPONENTS - FRONT

Airlock Compartment *Optional

- Separate compartment sectioned off from main chamber to help minimise entrance of air contaminants.
- Selection of heavyweight PVC curtain or secondary steel door.
- Includes switch panel for chamber powering, lights and siren.
- *OPTIONAL purge air system to flush potential air contaminants.
- *OPTIONAL wall mounted CO gas detector.

Connection to Mine Network

- Bulkhead ports and connectors for connection to facility networks and communication devices.
- Custom communication and remote monitoring devices, including Wi-Fi

access, VoIP phones, mine phones, cameras, gas detectors, atmospheric monitoring systems and more.

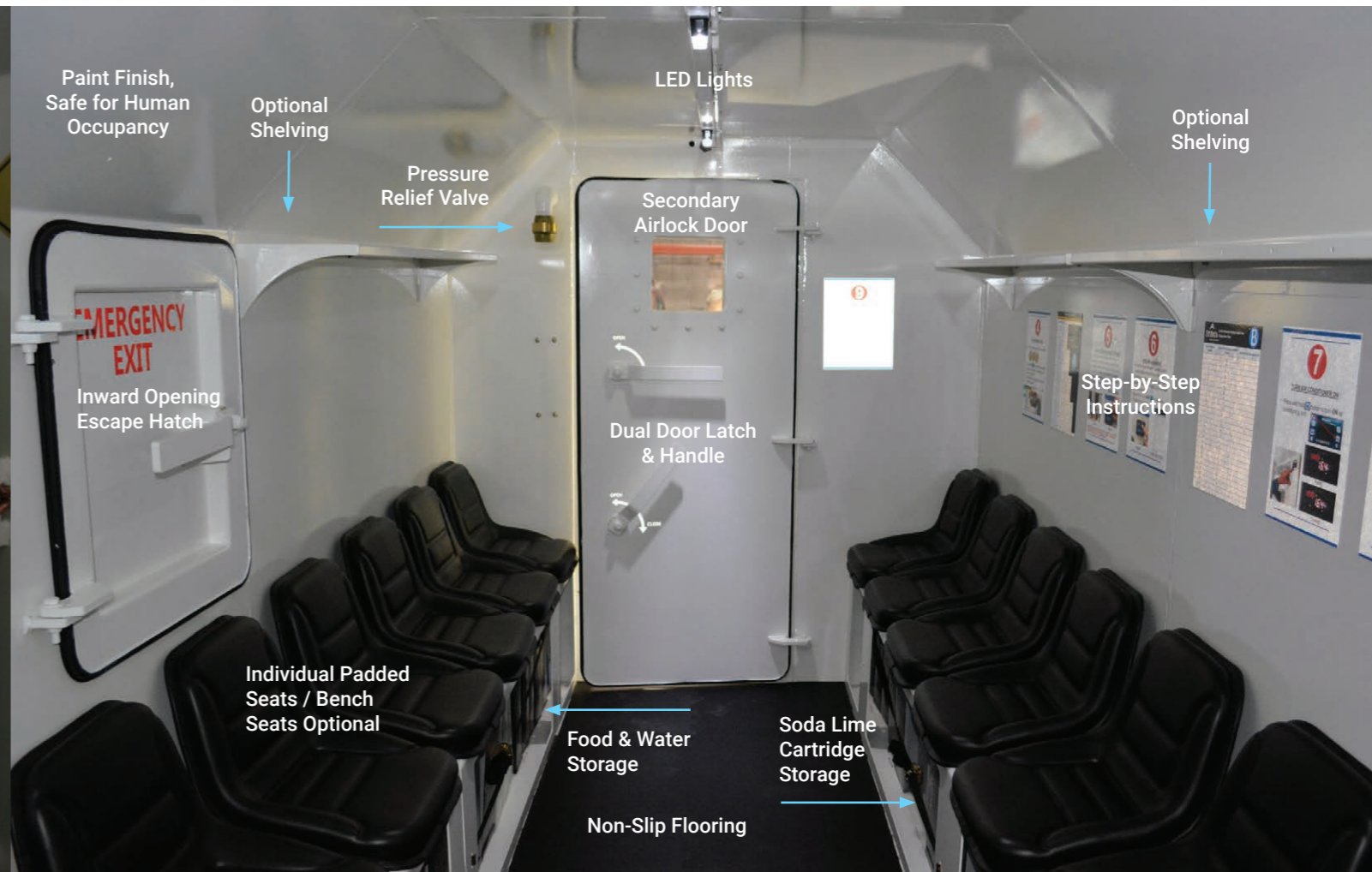
*OPTIONAL integration of Strata IMACC System (pg 5)

Wheels and Towing Package *Optional

- Wheels and towing package to facilitate maneuverability and minimal wear-and-tear.
- Heavy duty axles and solid, highly resistant rubber wheels.
- *OPTIONAL upgrade to high clearance wheels.
- *OPTIONAL upgrade to extreme duty wheels.

Fire Extinguisher

20lb (9kg) ABC dry chemical fire extinguisher.
*OPTIONAL additional units



/equipment /interior components

BREATHING AIR SYSTEM

Onboard Stand-Alone Breathable Air System

- Strata ActiveAir™ carbon dioxide scrubber equipped with a built-in fan system actively circulates air through soda lime to remove the CO2.
- Soda lime packaged in spill-proof cartridges for easy handling and elimination of airborne dust.
- Built-in automated timer with audio visual alarms for cartridge change-out schedule. Back-up chart provided.
- Individual cylinder, valve-mounted regulators with flow meters, to provide regulated O2 supply.

* **OPTIONAL built in O2 and CO2 gas detectors with digital read-outs**

OPTIONAL COMPONENTS

Air Conditioning and Dehumidifier

- Highly efficient Mitsubishi 220/230 VAC 50/60 hz air conditioning unit.
- Heat produced by humans and CO2 scrubbing over a long period could create an uncomfortable and hazardous environment for the occupants.

Automated Oxygen System

Strata's automated O2 system automatically adjusts cylinder flow rates and keeps O2 concentration at safe levels. This eliminates the need for a person to monitor levels and make adjustments manually. Periodic monitoring is still required.



Multi-Gas and Environmental Monitoring Station *Optional

- **Sentro8 SensorStation** is a complete, integrated environmental sensing system placed inside the chamber.
- Up to eight channels for gas, environmental and power supply monitoring.
- LED display, AV alarms, control relays, datacomms.
- Flexible options with simple changing of compatible Sentro sensing modules or remote sensors.

Carbon Monoxide Conversion System *Optional

The Strata CO Converter is a battery-operated, self-contained catalytic CO remover that is magnetic mounted to the chamber wall.

Food and Water

Individually packaged emergency water and food provided.

2.1L (2.25qts) water and a 2500kcal food bar per person per day are stored under the seats and have a 5-year shelf life.

First Aid

First aid kit to suit the number of occupants, and a foldable stretcher for transporting injured persons are stored under the seats.

Private Sanitation

Lavatory situated in the airlock or concealed with an opaque privacy curtain.

Portable chemical toilet with a 21L (5.5gal) water reserve tank and tissue paper.

***OPTIONAL external storage tank**

IMACC System for Smart Safety

Intelligent Monitoring, Alert, Communication and Control System

Upgrade emergency safety and preparedness with Strata's IMACC system. An intelligent connection between chambers and the surface.

STRATA IMACC BASICS – Connectivity between the Chamber and Surface

Real-time emergency communication and monitoring

- VoIP Phone
- Video Streaming with multiple views
- Sensor Data for Monitoring
 - Internal gas levels
 - Internal temperature & humidity
 - External power supply
 - External air supply flow and pressure
 - Battery voltage
 - Door open/closed

Long-term remote maintenance and sensor monitoring

- Battery Voltages
- Battery Charger Function
- External Power Source Voltage
- Chamber Tampering/Access

STRATA IMACC ADVANCED – Achieve the BASICS and add full integration into operation network for Remote Control, Custom Viewing, Data Logging and History Reporting

Place and identify chambers on interactive mine map

- Select individual chamber for detailed view and status monitoring
- Video streaming with multiple views. Full or split screens
- Remote control of systems and equipment with sophisticated input capabilities
 - Sensor alarm thresholds
 - Air conditioner settings
 - Consumable's expiration dates and change-out scheduling

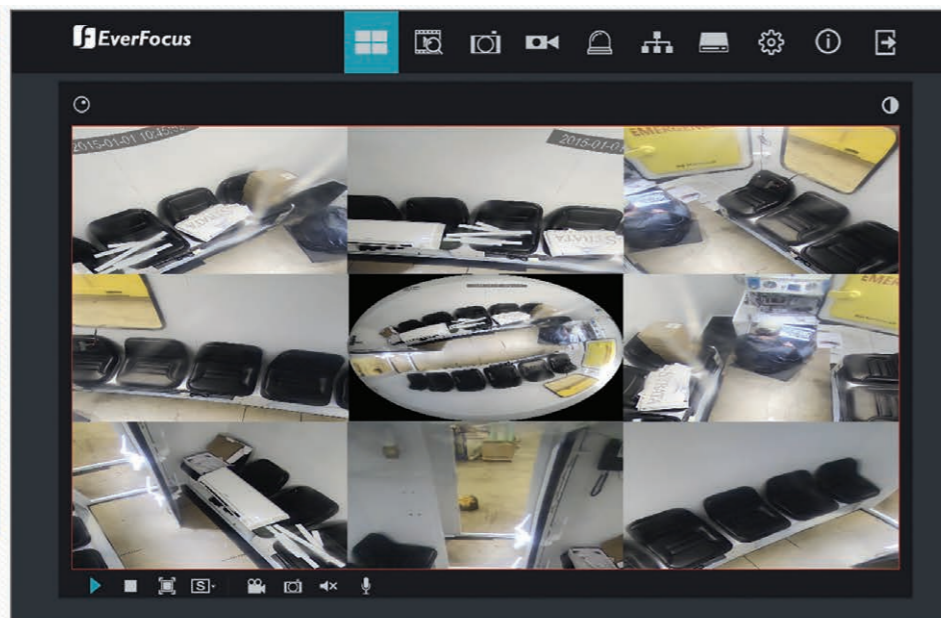
Log data and view history within custom date ranges

- Alarm histories
- Sensor readings
- Recorded video
- Custom report generation



IMACC System for Smart Safety – The Basics

Gasses	Inside Climate	Outback	A/C
CO2 0-5%	Relative Humidity	AC Output Voltage	Drive Mode
0.05	21.5	234.0	3.0
O2 0-25%	Inside Temp F	Battery Temp C	Room Temp C
20.9	73.6	19.0	20.0
CO 0-500ppm	Flow Meter	Operating Mode	Run Mode
-999.9	Flow SCFM	2.0	0.0
	Pressure PSI	Output KW	
	0.0	0.0	
	Flow Temp F	Battery Voltage	
	80.8	50.4	
		External Power	
		0.0	
Life Support			A/C Drive Mode Key
Battery 0-100%			0 - Recirculation
80.2			1 - Humidity reduction
Battery Voltage			2 - Cooling
25.2			3 - Ventilation
			4 - Auto
			5 - Auto Heating
			6 - In-use Humidity reduction
			7 - In-use Cooling
Entry Door			



EXTERIOR COMPONENTS - REAR

OPTIONAL COMPONENTS

Compressed External Air Connected through Filter System

Chambers can be connected to external main air lines for an indefinite supply of air. Air flows through a high-quality filter system to clean the air and remove potential oil, water, odour and organic compounds (taste).

The air flows through a silencer to reduce noise level at the release point inside the chamber.

CO Detection & Diversion Line

A solenoid valve incorporated into the filter system to detect carbon monoxide in the

external air source. If detected, an audible alarm sounds, and the air is automatically re-routed to be released outside the chamber.

External Air Source Monitoring System

Measures the flow rate and pressure of compressed air entering from the external air lines.



More than a Supplier...

Strata works closely with customers to fully understand individual operation and project needs. On-site and remote service capabilities ensure ongoing customer support during and following installation.

/strata protect



Strata **Emergency Refuge Chamber** ERCX

NEW SOUTH WALES

Unit 1 / 8 Channel Road
Mayfield West, NSW 2304
Tel: +61 2 4960 9705

WESTERN AUSTRALIA

Level 7, 191 St Georges Terrace
Perth, WA, 6000
T: 61 (0) 422 116 666

QUEENSLAND

65 Crichtons Road
(RCOE Building)
Paget, Mackay, Qld 4740
T: +61 (0) 437 827 761



FS721513

www.strataworldwide.com/mining