



**Discovery**

By Correla

**Opportunity in reach**



**correla**

# Discovery is the **leading data visualisation** platform by Correla.



**Discovery collates and presents complex data simply, bringing opportunity in reach. Delivering powerful insight, it informs strategic and critical decision making.**



The pressure is on for organisations to respond swiftly to change. Whether that is regulatory in nature or customer driven, without the proper insight, the energy market is constantly reactive to the challenges of the day.

**That is where we come in.**

Discovery is our SaaS data visualisation platform that removes complexity and streamlines reporting. It provides intuitive, interactive dashboards, enabling customers to boost operational efficiency and meet licence obligations with a data driven approach.

First launched in 2019, Discovery delivers on-demand access to the information necessary to report on your position, spot anomalies and respond to the needs of the market.

It ensures that customers are looking at the same data-sets as the industry bodies. Allowing users to proactively discuss issues rather than providing answers based on outdated information.

# Always seeing the **bigger picture**

Interpretation of data that is accurate, intuitive and immediately effective.

Discovery provides data visualisations for actionable insight:



One central platform



Always available



Lowered effort & reduced complexity



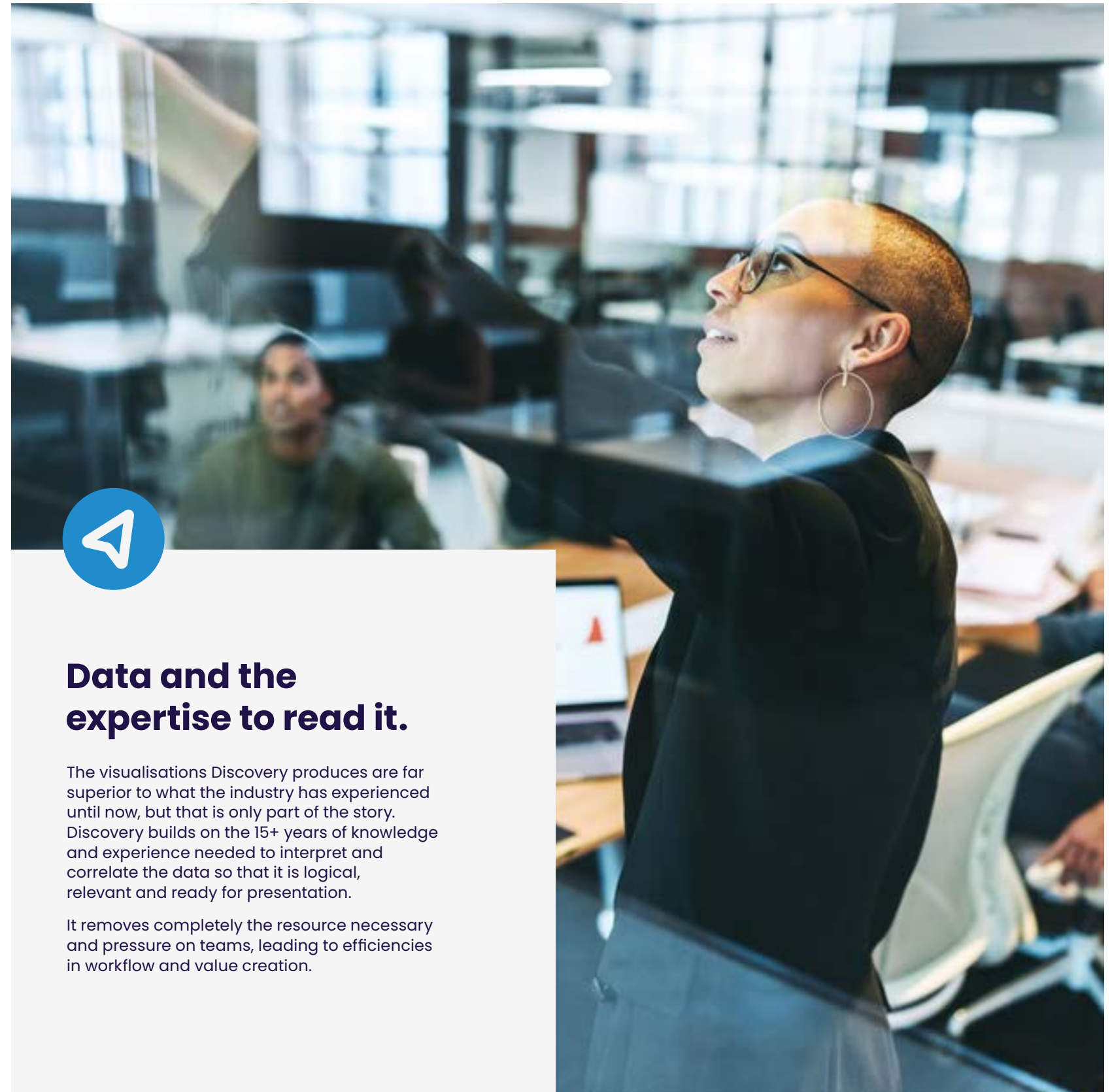
Bespoke reporting



Live & accurate



Empowers smart decision making



## Data and the expertise to read it.

The visualisations Discovery produces are far superior to what the industry has experienced until now, but that is only part of the story. Discovery builds on the 15+ years of knowledge and experience needed to interpret and correlate the data so that it is logical, relevant and ready for presentation.

It removes completely the resource necessary and pressure on teams, leading to efficiencies in workflow and value creation.

# Data driven at every level

With the sheer volume of data organisations receive, coupled with the complex nature of the energy market, it's no wonder that certain pain points create genuine bottlenecks for business improvement. Discovery can make a difference throughout the organisation.



## Integration

For builders

Machine-to-machine integration via API connecting your applications and industry data.

- ✓ Near-to-real-time, single point in time status
- ✓ Access MPRN or MSN and MAP ID
- ✓ New community and portfolio views



## Extraction

Extraction

Enriched data extracts engineered to make billing easier, and more accurate.

- ✓ Monthly data snapshot
- ✓ 4 year (rolling 48 month) view of portfolio
- ✓ Asset data changes
- ✓ Includes changes in Suppliers and MAMs
- ✓ Meter removal dates
- ✓ Delivered as a .csv file



## Insight

For analysts, managers and leaders

Custom visualisation dashboards and reports for actionable insight.

- ✓ Access to historical full portfolio view
- ✓ Near-to-real-time data
- ✓ One central platform
- ✓ Available anywhere, anytime, any device
- ✓ Track all asset changes as the happen
- ✓ Tailored dashboards - bespoke reporting
- ✓ Automated downloads



## Staying in front

**Keeping up with the rapid pace of change in the energy market from both a technological and regulation perspective can be a genuine concern.**

Our long-held position as a central co-ordinator for the gas industry means we are first in line to hear about changes, and are well equipped to proactively anticipate - and respond to - what that means for customers.

That is why Discovery is under continual review, meeting whatever challenges lie ahead. We build close partnerships with customers to get the very best from Discovery, so the opportunity for innovation is always near.



**800+ users** from **110+ organisations**

make better decisions through using our Discovery Platform every month



**160+ million**

meter reads are processed **every month**



**7.5 million**

API calls a month

# Discover efficiencies



## Discovery streamlines customer queries.

Previously, a customer query required a resource-heavy resolution which required numerous individuals to provide an answer, a process that could take days, diverting people away from their typical daily roles. However, with Discovery, customers have access to a self-service platform which allows them to access and interpret their own data and answer their own queries.



## Discovery drives meaningful change

Organisations that will succeed in meeting industry decarbonisation targets are those that have the best systems, which enable them to easily share in the success of improved data insights and analytics and make best use of energy data.



## The freedom to discover

Customers will be empowered with a self-service ability to discover, innovate, and improve, as opposed to a restricted necessity to wait, react, and fix. By providing near-live data, visualisation and insight allows our customers and by extension the industry a range of benefits that can be transformative for organisations.

### Discovery will provide;

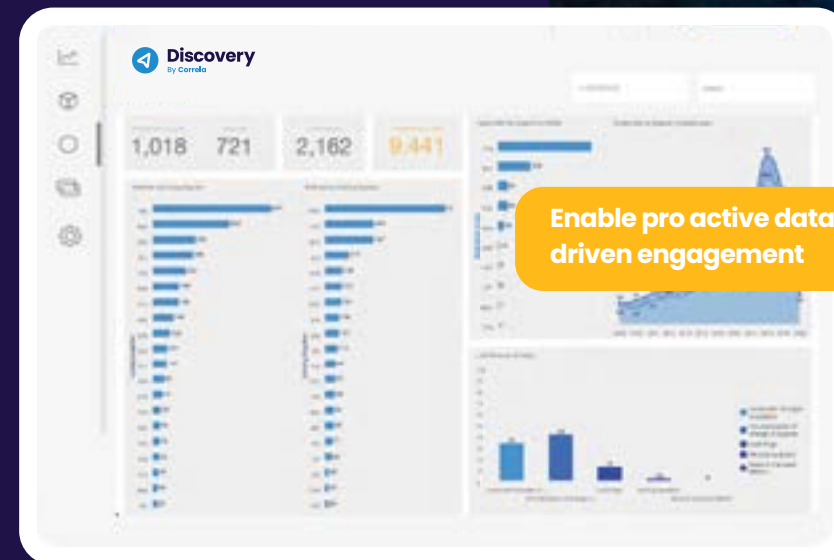
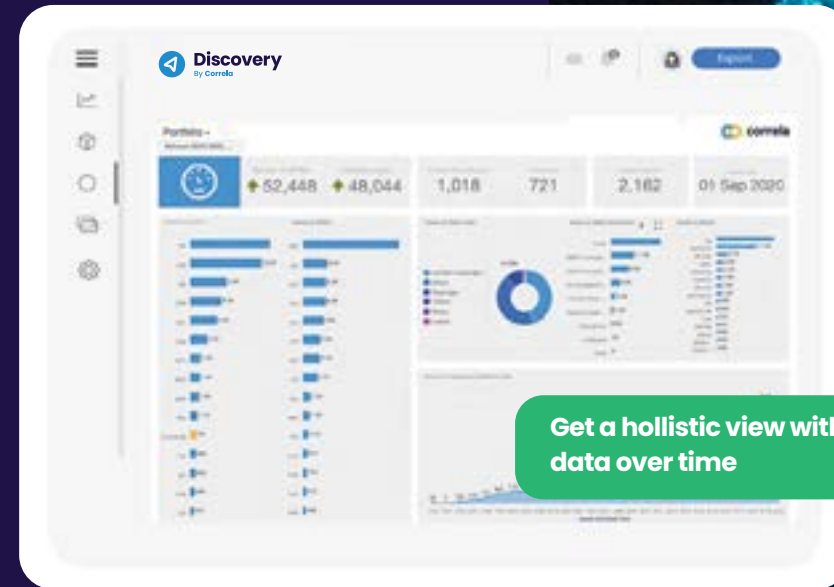
- + Shift from reactive to proactive portfolio management
- + Portfolio integration allowing customer level decision making
- + Information now visualised in a way which exposes errors, anomalies, outliers, and discrepancies
- + Value adding in resource, reverse engineering and internal reporting does not need to be relied upon
- + Resource can be reallocated
- + Removed the reliance on multiple industry bodies
- + Removed dependency on internal data & resource
- + BSC Audited processes visibility

## You choose the features to match your objectives.

Discovery is customisable, with customers able to select the blend of features that best suits their objectives.

### KEY FEATURES

- + Near real-time analytics
- + Data comparison
- + Download capability
- + Financial reporting
- + Query and interpret data simply and intuitively
- + Detailed KPI tracking
- + API capability for enhanced analytics and reporting
- + Easy, self-service approach through simple administration features
- + Bespoke reporting
- + Quickly switch between high level performance indicators and low level granular data



### The Correla approach

**Powering change is the big idea that underpins our mission to transform the energy market into a simpler, greener place to be.**

We find empowering solutions to complex data problems. Our platforms are totally adaptable, reacting to market needs and customer requirements, often ahead of the game.

This leads to all participants being more agile, finding cost efficiencies and delivering a fantastic service for their customers and consumers generally.



**Our technologies are built around the key drivers for change:**

- + Net Zero obligation by 2050
- + Drive for renewable energy sources
- + Ofgem requirement for faster switching
- + Smart meter roll out
- + Energy code evolution

Want to find out more about Discovery and how it can transform how your business uses data?

**The power to change tomorrow starts with a conversation today.**

**contact@correla.com**  
**correla.com**



**powering change**  
correla.com