


PLASSON[®] MCP System

Water meter connection points for multi-dwelling buildings



www.plasson.co.uk



What is the PLASSON MCP System

The PLASSON MCP system allows the division of the mains water supply and the installation of a water meter for individual properties in multi-dwelling buildings as required by guidelines and requirements of the UK Water Utility companies and the Water Supply (Water Fittings) Regulations:

- Isolate the incoming water main / boosted water supply
- Split incoming water supply by way of manifold
- Isolate water supply to individual dwelling
- Provide connection point for class D water meter (normally supplied by Water Utility company)
- Provide backflow prevention, with serviceable double check valve (ED suitable for fluid category 3)
- Provide a drain point for the property, with the individual property main isolated
- Allow connection to all proprietary plumbing pipework systems



PLASSON MCP Unit

Developed as a monobloc design unit to allow quick and easy installation: The new MCP removes the need for several components to be joined together. The new design provides a compact solution and can be supplied with connections to suit the wide variety and size range of pipe systems in use today.

PLASSON MCP Manifolds

The new PLASSON manifold offer brings a totally flexible approach to connecting multiple properties in one location, such as communal riser cupboards and plant rooms.

The 63mm PP-RCT header can be supplied as a one piece unit with between 3 and 16 outlets to suit each installation.

Plain ended manifolds can be supplied with pre-fitted PLASSON mechanical fittings, either straight couplings, elbows or tee's and can incorporate a full bore mains stop valve to isolate the manifold.




The PLASSON MCP System Combined

The combination of the new MCP unit and the manifold system brings a complete new dimension to the M&E contractor and plumber providing a simple and cost effective system to this often overlooked but vitally important part of any building infrastructure.

The MCP unit is manufactured from high grade engineering polypropylene, and the manifold system from PP-RCT, all components approved to UK Water Reg4 either by Kiwa KUKreg4 or WRAS approvals.

Combined with the extensive range of PLASSON fittings and Mains Stop Valves, the new PLASSON MCP system provides an unrivalled solution for all stake holders involved in the domestic and commercial mechanical services sector.

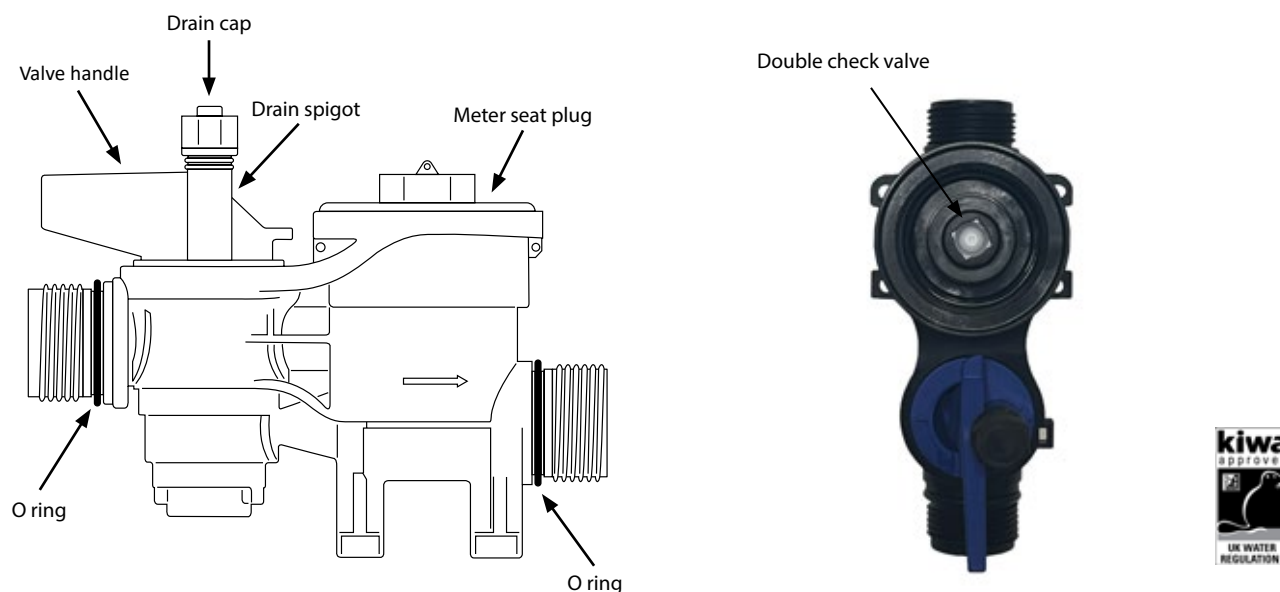


PLASSON[®] MCP System

MCP (Meter Connection Point)

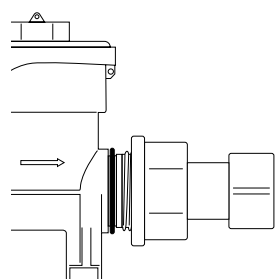
The new PLASSON MCP (meter connection point) provides mains isolation, meter connection, drain point and back flow prevention in a compact one piece unit.

Designed specifically for multi-occupancy buildings, such as apartments and high-rise, the PLASSON MCP can be fitted at each apartment, or more commonly it can simply be connected to the PLASSON multi-port manifold system located in a riser or plant room.

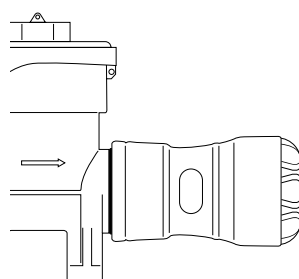


Key Features

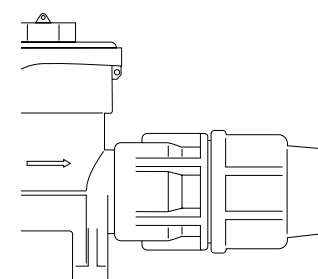
- Quarter turn high flow mains stop valve
- 1 1/2" Class D concentric meter connection with full flow
- Approved double check valve built in under meter seat
- Drain point for draining pipework downstream of water meter (the property) whilst isolating the main supply while in drain position
- Space saving monobloc design for quick and easy installation
- NBR & EPDM sealing throughout for complete water tight integrity
- Kiwa UK Regulation 4 (KUKreg4) approved



3/4" BSPP
Brass 3/4" FI parallel loose nut for connection to 3/4" MI fittings to create a union type joint.




Push-Fit Fittings
For connection to Copper/PB/PEX.



Mechanical Fittings
For connection to PE or adapting to other pipe types.

PLASSON[®] MCP System

Technical specification



Product Codes

Code	Description	L	H	W
PM0351071897007	MCP 3/4" BSPP x 3/4" BSPP	264	125	80
PM0351071897022	MCP 3/4" BSPP x 22mm Cu/PB/PEX	274	125	80
PM0351071897028	MCP 3/4" BSPP x 28mm Cu/PB/PEX	274	125	80
PM0351071897025	MCP 3/4" BSPP x 25mm PE	280	125	80
PM0351071897032	MCP 3/4" BSPP x 32mm PE	285	125	80

Other inlet and outlet connections are available. Please contact your PLASSON ASM for details.

Specification

A UK Water Regulation 4 approved one piece meter carrier consisting of, in the following sequence: quarter turn mains isolation valve, connection point for Class D water meter, serviceable double check valve (ED suitable for fluid category 3) and drain point. Unit with 1" ISO 228 threads to allow connection of PLASSON fittings for various pipe connections.

Technical Details:	
Maximum Operating Pressure	Water PN16
Water Meter Connection	DN40 internal thread
Maximum Operating Temperature	23°C
Material	High grade polypropylene copolymer body, EPDM 'O' rings and seal



Note:

The MCP unit has 'O' rings on the male threads that seal only the special PLASSON mechanical and pushfit fittings supplied with the MCP, these require no additional sealing materials which could compromise the 'O' ring seal.

To install the PLASSON fitting onto the thread, engage the threads and screw the fitting on firmly by hand. The 1" x 3/4" meter union, seals with flat washers supplied, wrench tighten.

The meter seat plug is for initial testing but is also suitable for long term use if required. It is 'O' ring sealed, if removed to fit a meter, please also remove the seal and use the seals supplied with the meter. It is a full-flow plug.

PLASSON® MCP System


Multiport Manifolds

The PLASSON Multiport Manifold system is designed to connect incoming water mains and enable separation into individual supply pipes for connection of multiple dwellings. Combined with our MCP meter connection point, the PLASSON MCP system provides a complete solution for water meter connection in any multi occupancy building.

An extensive range of one piece construction manifolds are available with between 3 and 16 outlets. There are two options for connecting the incoming supply, and outlets at either 130mm centres, allowing meter faces to line up, or 90mm centres alternately staggered, both meeting the water utility companies installation requirements for water meters.

Key Features

- One piece construction from PP-RCT
- 3 outlet to 16 outlet ports from 63mm header
- End Supply and Centre Supply options
- Plain end for connection with PLASSON fitting or 2" MI BSP connection
- 130mm straight or 90mm staggered centres to allow meter installation position as per Water Utility company requirements
- Specifically designed to work with the PLASSON MCP Meter connection point
- Available with or without drain port

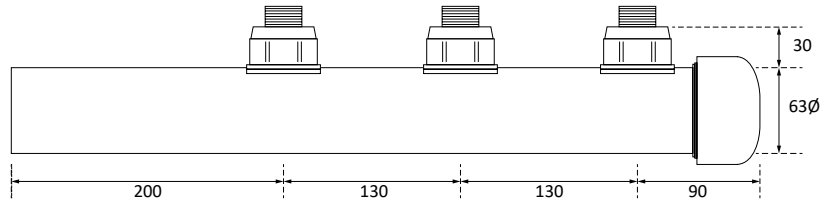


Manifold Dimensions

End Supply

Plain End Inlet

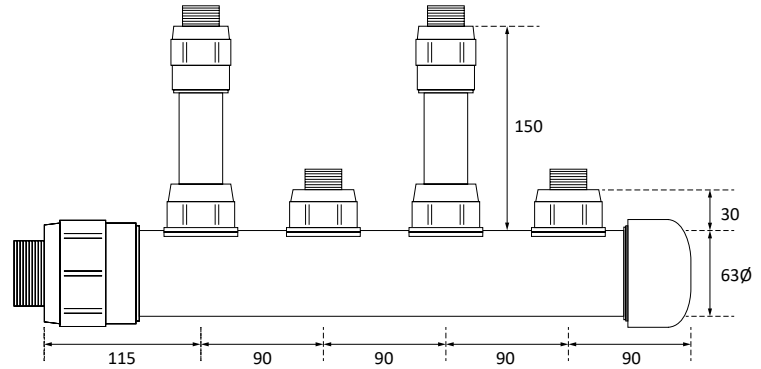
For connection using PLASSON 63mm mechanical fittings with PP-RCT adaptor.



Example with 130mm centres

2" Threaded MI Inlet

Example with 90mm centres



End Supply Manifold - Plain End Inlet

Max overall length in mm

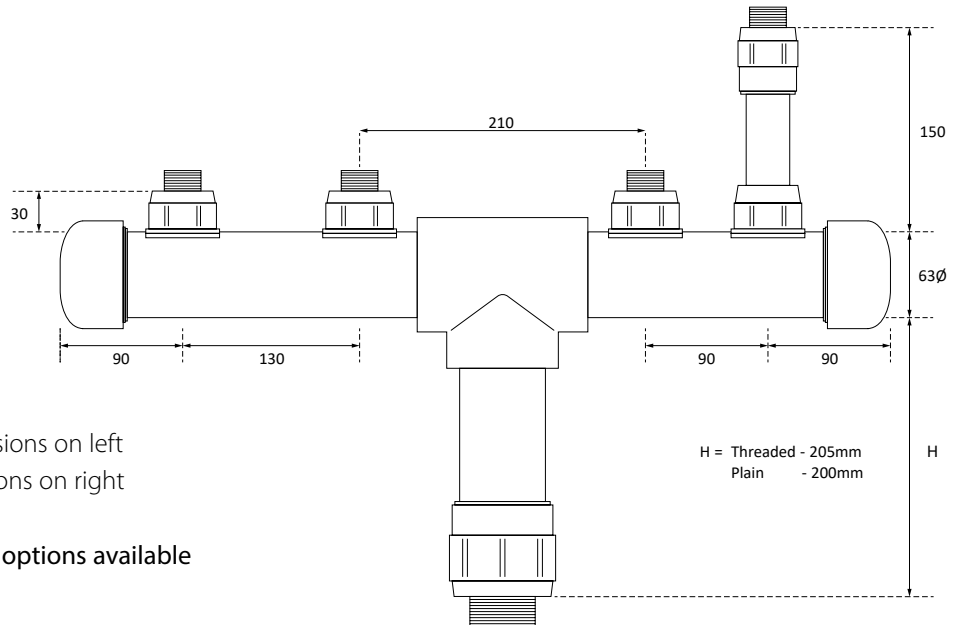
Number of Outlets	3	4	5	6	7	8	9	10	11	12	13	14	15	16
90mm Centres	470	560	650	740	830	920	1010	1100	1190	1280	1370	1460	1550	1640
130mm Centres	550	680	810	940	1070	1200	1330	1460	1590	1720	1850	1980	2110	2240

End Supply Manifold - 2" MI Inlet

Max overall length in mm

Number of Outlets	3	4	5	6	7	8	9	10	11	12	13	14	15	16
90mm Centres	385	475	565	655	745	835	925	1015	1105	1195	1285	1375	1465	1555
130mm Centres	465	595	725	855	985	1115	1245	1375	1505	1635	1765	1895	2025	2155

Centre Supply



Centre Supply Example

Showing 130mm centre dimensions on left
90mm centre dimensions on right

2" MI Threaded or 63mm plain options available

Centre Supply Manifolds

Max overall length in mm

Number of Outlets	2	4	5	6	7	8	9	10	11	12	13	14	15	16
90mm Centres	-	570	660	750	840	930	1020	1110	1200	1290	1380	1470	1560	1650
130mm Centres	390	650	780	910	1040	1170	1300	1430	1560	1690	1820	1950	2080	2210

PLASSON® MCP System

End Supply Manifolds


130mm centres

Plain end



90mm centres

Plain end



130mm Centres - Plain End	PORTS
PM3525E 3B02	3
PM3525E 4B02	4
PM3525E 5B02	5
PM3525E 6B02	6
PM3525E 7B02	7
PM3525E 8B02	8
PM3525E 9B02	9
PM3525E 10B02	10
PM3525E 11B02	11
PM3525E 12B02	12
PM3525E 13B02	13
PM3525E 14B02	14
PM3525E 15B02	15
PM3525E 16B02	16

90mm Centres - Plain End	PORTS
PM3525E 3A02	3
PM3525E 4A02	4
PM3525E 5A02	5
PM3525E 6A02	6
PM3525E 7A02	7
PM3525E 8A02	8
PM3525E 9A02	9
PM3525E 10A02	10
PM3525E 11A02	11
PM3525E 12A02	12
PM3525E 13A02	13
PM3525E 14A02	14
PM3525E 15A02	15
PM3525E 16A02	16

130mm centres

2" MI end



90mm centres

2" MI end




130mm Centres - 2" MI End	PORTS
PM3525E 3B03	3
PM3525E 4B03	4
PM3525E 5B03	5
PM3525E 6B03	6
PM3525E 7B03	7
PM3525E 8B03	8
PM3525E 9B03	9
PM3525E 10B03	10
PM3525E 11B03	11
PM3525E 12B03	12
PM3525E 13B03	13
PM3525E 14B03	14
PM3525E 15B03	15
PM3525E 16B03	16

90mm Centres - 2" MI End	PORTS
PM3525E 3A03	3
PM3525E 4A03	4
PM3525E 5A03	5
PM3525E 6A03	6
PM3525E 7A03	7
PM3525E 8A03	8
PM3525E 9A03	9
PM3525E 10A03	10
PM3525E 11A03	11
PM3525E 12A03	12
PM3525E 13A03	13
PM3525E 14A03	14
PM3525E 15A03	15
PM3525E 16A03	16



Drain off cock (DOC) for manifolds



To add a DOC to any of the above manifolds, order code PM3525DOC for each manifold ordered.

Code	Description
PM3525DOC	Drain point for PP-RCT manifold

PLASSON® MCP System

Centre Supply Manifolds

130mm centres

Plain end



130mm Centres - Plain End	PORTS
PM3525C 4B02	4
PM3525C 5B02	5
PM3525C 6B02	6
PM3525C 7B02	7
PM3525C 8B02	8
PM3525C 9B02	9
PM3525C 10B02	10
PM3525C 11B02	11
PM3525C 12B02	12
PM3525C 13B02	13
PM3525C 14B02	14
PM3525C 15B02	15
PM3525C 16B02	16

90mm centres

Plain end



90mm Centres - Plain End	PORTS
PM3525C 4A02	4
PM3525C 5A02	5
PM3525C 6A02	6
PM3525C 7A02	7
PM3525C 8A02	8
PM3525C 9A02	9
PM3525C 10A02	10
PM3525C 11A02	11
PM3525C 12A02	12
PM3525C 13A02	13
PM3525C 14A02	14
PM3525C 15A02	15
PM3525C 16A02	16



130mm centres

2" MI end



130mm Centres - 2" MI End	PORTS
PM3525C 2B03	2
PM3525C 4B03	4
PM3525C 5B03	5
PM3525C 6B03	6
PM3525C 7B03	7
PM3525C 8B03	8
PM3525C 9B03	9
PM3525C 10B03	10
PM3525C 11B03	11
PM3525C 12B03	12
PM3525C 13B03	13
PM3525C 14B03	14
PM3525C 15B03	15
PM3525C 16B03	16

90mm centres

2" MI end



90mm Centres - 2" MI End	PORTS
PM3525C 4A03	4
PM3525C 5A03	5
PM3525C 6A03	6
PM3525C 7A03	7
PM3525C 8A03	8
PM3525C 9A03	9
PM3525C 10A03	10
PM3525C 11A03	11
PM3525C 12A03	12
PM3525C 13A03	13
PM3525C 14A03	14
PM3525C 15A03	15
PM3525C 16A03	16



Drain off cock (DOC) for manifolds



To add a DOC to any of the above manifolds, order code PM3525DOC for each manifold ordered.

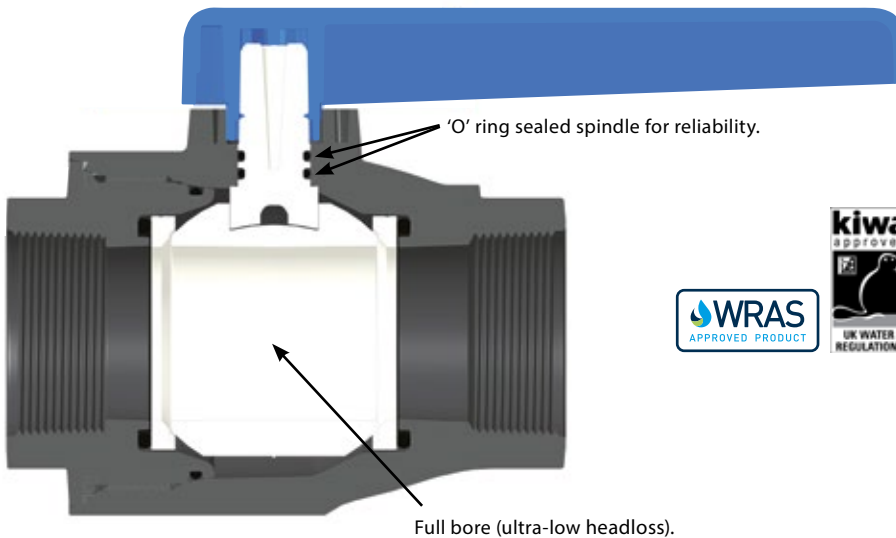
Code	Description
PM3525DOC	Drain point for PP-RCT manifold

3703 Mains Stop Valve - Above Ground Use

Full bore 1/4 turn ball valve with a drain port option, for mains isolation.

The 2" FI PLASSON 3703, UK Water Reg4 approved mains stop valve, is a non-metallic (light weight) 1/4 turn full bore stop valve, which fully compliments the PLASSON MCP system. With its:

- Large, easy grip handle
- Drain/test port (no need to fit one)
- Connect direct to the MI manifold connection, or use PLASSON fittings to connect to a plain ended manifold

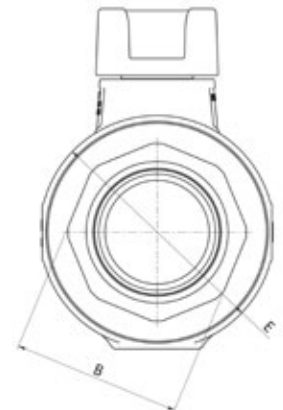
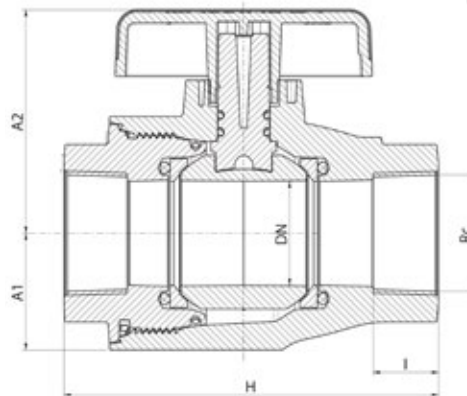


3703 Mains Stop Valve

C/w drain / test ports
Above ground only
Fi x fi



Code	d	dn
PV037030F020	2"	50



With Drain

For above ground use only

Code With Drain Above Ground Only	Size	DN X RC	RP*	A1	A2	H	I	B	E	W
PLA37030F050	2"	50 x 2"	1/4"	53	97	162	29	75	100	918

* Drain ports ISO 7/1 Rp, BSP thread.

PLASSON UK Sales Team



PLASSON UK Sales Office
Burgess Hill
E: sales@plasson.co.uk
T: 01444 244446



Scotland, NE, NI & IE
Gordon Noble
E: gordon.noble@plasson.co.uk
T: 07788 185673



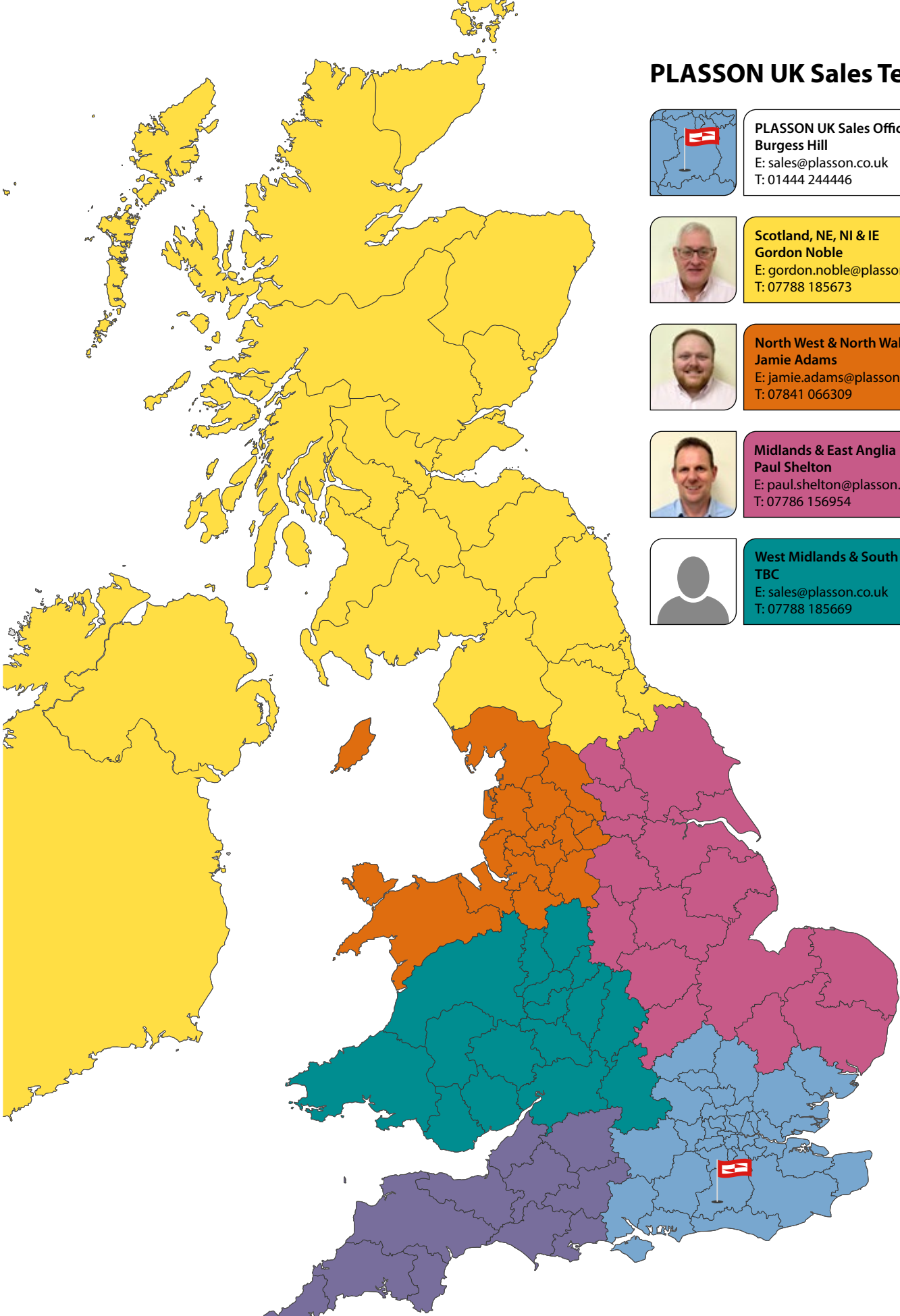
North West & North Wales
Jamie Adams
E: jamie.adams@plasson.co.uk
T: 07841 066309



Midlands & East Anglia
Paul Shelton
E: paul.shelton@plasson.co.uk
T: 07786 156954



West Midlands & South Wales
TBC
E: sales@plasson.co.uk
T: 07788 185669



Technical Manager
Adam Cafer
E: adam.cafer@plasson.co.uk
T: 07788 185674



South West
Mark Cummins
E: mark.cummins@plasson.co.uk
T: 07788 185671



South East
Simon Denly
E: simon.denly@plasson.co.uk
T: 07788 185670



PLASSON[®] MCP System

www.plasson.co.uk

