

OUR WORKSHOPS – AN OVERVIEW

We run workshops at many great locations throughout the UK all year round. Most are between September and May, with a particular focus on autumn, winter and spring for atmospheric conditions, great light and in the winter in particular, short days allowing dawn, dusk and night shoots.

Workshops range from 4 hours for night workshops to 5 days for trips to places such as Isle of Skye, Snowdonia and Northumberland, with plenty of day and weekend workshops at other locations in between. All workshops are for a maximum of 6 people (this number is never exceeded as it affects the quality of tuition and the attention each client gets).

All workshops are planned to give the photographer a range of skills and experience in both the technical and creative aspects of photography. Locations offer experience in camera control, technique and composition, with photographic opportunities and challenges.

Key points as follows:

- The locations are landscape and architectural photography focussed but if you have other interests the understanding and skills covered are transferrable to other subjects.
- The emphasis is on outdoor learning with limited time indoors. However, in the event of bad weather, decisions will be made on any change in emphasis but we would still look to spend as much time outdoors as practicable.
- The majority of workshops are for tuition and local transport only. However, both Isle of Skye and Snowdonia 4/5 Day workshops include accommodation as we rent a cottage or farmhouse for the week. This is clearly indicated in the Trip Notes and other information. We can offer advice on accommodation at other locations.



WORKSHOP TASKS

The 3 key themes that generally run through all or most tasks are:

- Developing your knowledge of your camera, its settings and controls
- Developing your understanding of exposure and natural light control
- Developing a creative eye for composition in landscape and architectural photography.


These 3 themes are supplemented by other aspects such as (examples):

- Understanding the RAW format and RAW processing
- Exploring your subject using a creative 'Point of View'
- Controlling focus and depth of field
- Use of specific techniques in landscape photography
- Use of filters and other accessories.

This is intended to ensure that you end the course with plenty of practise at learning techniques and if needed are fully familiar with the use of your full range of camera controls. All participants receive a questionnaire prior to the workshop so we can more accurately gauge individual priorities and preferences

The essential requirements for the workshop (instruction will be provided on all of below as required):

- All images will be shot in RAW for post processing
- All images will be shot using manual exposure settings
- We will use a single focus point for focussing (or use manual focus if you wish)
- Post Processing will be in Adobe Photoshop CC. We also have Adobe Lightroom CC



With all workshops, you'll receive a comprehensive set of course notes in PDF form on both technical and creative skills and specifically relevant to the subject we're covering. You'll also receive comprehensive Trip Notes and Guidance before each workshop, so that you're fully informed on the workshop before you arrive.

Dawn from Pen y Fan, one of our Dawn locations in the Brecon Beacons

Most day workshops are based on a standard day, with a dawn start available with an additional payment. However, all weekend workshops and 3,4 and 5 day Short Breaks are inclusive of all dawn starts and night shoots throughout the period of the workshop. All workshops have a discount for 2 or more clients booking together. See the booking forms on the website and other pricing information for details.

LOCATIONS IN WALES

BRECON BEACONS AND SOUTH WALES VALLEYS

Includes: Day, Night, 3 Day, Camping and Time Lapse workshops.

We are based in the Brecon Beacons so it's where many of our workshops are held or based from. You'll experience mountain landscapes, architecture and heritage, waterfalls and woodlands and much more. Our three-day workshops include dawn starts or night shoots on each day. These workshops offer tuition and local transport only but advice and assistance with accommodation is available. The Brecon Beacons is also the base for our more specialised workshops such as Camping and Time Lapse



A beautiful dawn view to the Black Mountains in the Brecon Beacons captured by my April Group



Our One Day South Wales Valleys Workshops have an emphasis on heritage and architecture, largely based on the mining industry history. We also include a South Wales Valleys Heritage day on our Brecon Beacons 3 day workshops.

Amazing light inside the Museum at Blaenavon Ironworks

ELAN VALLEY AND MID-WALES

Includes: Day and Weekend Workshops

The Elan Valley is a beautiful and quiet area around 40 miles north of the Brecon beacons. It's the base for both day and weekend workshops. We run 1 – 2 workshops a year here. It is characterised by upland moorland and forest with a series of reservoirs in the valleys and up towards the moors. There is also a wealth of industrial heritage at places such as the Cwmystwyth Lead Mines and an opportunity for practice at wildlife photography at Gigrin Farm Red Kite Feeding Centre



There is an option of one or two days, with the first day at the heart of the Elan Valley, and on the Sunday travelling further afield

Our Elan Valley Workshops include a rare incursion into wildlife with a trip to the Gigrin Farm Red Kite Feeding Centre

Craig Coch is the top reservoir of the series that ascends towards the Cwmystwyth Mountain Road in the Elan Valley. Along with Claerwen it is the most remote location. It's also a great spot at sunset!

A long exposure shot taken at Craig Coch Dam at sunset in the Elan Valley



Most of the Elan Valley workshop is suitable for all levels of physical ability as most is accessible from the car. Options are available if required for any more remote locations. *Caban Coch is a stunning dawn location at the heart of the Elan Valley.*

SOUTH WALES NIGHT WORKSHOPS

Includes: Evening / Night Workshops

There are our shortest workshops and are designed to give you an introduction to mixed lighting and night photography. South Wales has a mix of quiet rural locations within the Brecon Beacons and Elan Valley Dark Skies Reserves and a more urban environment such as at the Severn Bridges and Rhondda valley, each offering opportunities for mixed lighting and light trails.



We stay at the centre of the International Dark Skies Reserve. You can see the Milky Way behind Fan Brycheiniog, the highest point in the Carmarthen Fans

An image from our camping workshop last August in the Western Brecon Beacons,

You'll get plenty of tips on all aspects of night photography, including photographing the stars, light painting and light trails. You'll receive plenty of advice on what to bring on the workshop. We obviously can't guarantee clear skies, but there are always plenty of alternatives under cloudy skies.

You won't only get to photograph the stars. One great location is in the Rhondda Valley, which includes a hairpin bend with its opportunity for light trails. The Severn Bridges are also great for mixed lighting.

The Bwlch Hairpin bend in the Rhondda Valley. A perfect spot for capturing light trails.



CARDIFF AND SOUTH WALES ARCHITECTURAL WORKSHOPS

Includes: Day / Evening & Night Workshops

We use Cardiff and Swansea as bases for these workshops. Both are compact cities that have has a wide range of modern and historic buildings. In Cardiff, we explore the city centre and the bay and capture its architecture with both interiors and from the outside. Workshops are day long, enabling a wide range of buildings to be covered, and evening / night during the short days of winter allowing more focus on the city at night. In Swansea we include a trip to The Port Talbot Steelworks, one of the UK@s last remaining examples of heavy industry with all the history and drama that it entails.



Above: Cardiff and Vale College near the Bay in Cardiff

Workshops are day long, enabling a wide range of buildings to be covered, and evening / night during the short days of winter allowing more focus on the city at night.



Left: Dramatic Light over Port Talbot Steelworks.

Modern Architecture is perfect for Long Exposure Photography, with its contrast between the hard lines of the buildings, striking perspectives and cloud movement



Above: The Pierhead Building in Cardiff, one of the City's historic Landmarks

GOWER AND GLAMORGAN HERITAGE COAST

Includes: Day and Weekend Workshops

I usually combine these two coastal day workshops to make a full weekend. There's a great range of coastal locations and we include all the major landmarks along the coast. On the Saturday we go to The Glamorgan Heritage Coast and start at Penarth Pier, travelling down the coastline and finishing at the iconic spot at Nash Point.





At Gower, we normally start off at dawn at the Mumbles at Swansea and finish at Rhossili, with its great Beach and view of Worms Head.

A great view overlooking Three Cliffs Bay at Gower.

The Glamorgan Heritage Coast doesn't only have a stunning coastline, it also includes the town of Penarth with its 19th Century Pier and the imposing Aberthaw Power Station! A long Exposure shot at Penarth Pier taken just after dawn. The boarding on the pier makes for a striking composition

A long exposure perspective image at Penarth Pier.



On our Gower workshops, we go to 3 of my favourite places for coastal photography; Mumbles Bay, Three Cliffs Bay and Rhossili. As well as our usual workshops at Gower, we run a specific one in early August to capture the sunflowers.

As with most coastal locations, there are often short but steep walks down to beach level.

There's nothing more striking than the sunflowers at Rhossili.

SNOWDONIA AND NORTH WALES

Includes: Weekend Workshops and 4/5 Day Short Breaks

We visit Snowdonia two or three times a year, in autumn and winter. It has some of the most spectacular scenery south of the Scottish Highlands! The autumn workshop is a short break option that includes accommodation, while the winter workshop is a weekend without accommodation. The autumn workshop offers a range of locations from waterfalls, uplands and castles, while the winter workshop has more of a focus on mountain scenery, designed for keen walkers.



Our Autumn Snowdonia workshop includes accommodation at a beautiful farmhouse near Porthmadog and has a 4/5 day and 3/4 day option. You'll see a real mix of landscapes throughout the National Park, including a visit to Anglesey with its history and stunning coastal scenery. They also include castles, woodlands and waterfalls, for a great photographic experience.

Dusk over Tryfan from the Afon Lloer Stream below the Carneddau

Our winter workshops offer both day and weekend options and include tuition only. They are more specifically dedicated to mountain landscapes, although with uncertain weather conditions may be adapted closer to the date. Given the winter upland scenery, you will need experience of winter mountain walking and be appropriately equipped.



Above: The Fairy Glen – an iconic location in Snowdonia.

Left: The historic Caernarfon Castle at dusk

LOCATIONS IN ENGLAND AND THE WELSH BORDERS

WYE VALLEY AND SHROPSHIRE

Includes: Day and Weekend Workshops

As with the Glamorgan Heritage Coast and Gower, I often combine these to make either single day workshops or a full weekend. The Wye Valley workshop is from the Severn Bridges to Symonds Yat with its great view. The Shropshire Hills workshop is based around



Church Stretton with an impressive range of hills with rock outcrops and great views.

We include the Severn Bridges in our Wye Valley workshops. They are great at either dawn or dusk or under the night sky. We also include the beautiful Tintern Abbey and the market town of Chepstow with its castle on the river Wye.

Our Shropshire Hills workshop is a very simple one; based around the town around Church Stretton. The town is surrounded by hills, whether it's with rock outcrops to the east, or The Long Mynd to the west.

Looking over the Shropshire Hills from Hope Bowdler



The glorious view of the Wye Valley from Symonds Yat Rock

LONDON CITYSCAPE AND ARCHITECTURAL WORKSHOPS

Includes: Day and Weekend Workshops

Our London workshops can be booked either as a single day or cover a full weekend. They are held 2-3 times a year and always between November and February as days are short, enabling us to capture the city at day and night. The first day (a Saturday) concentrates on central London around the Thames and City of London, while the Sunday allows us to go further out East and West along the Thames.



London is definitely at its best at Dusk and at night, when all the lights come on. Our workshops include a number of great places to explore London at night.

Battersea Power Station seen at night from Victoria Station – one of our Sunday locations for anyone doing the whole weekend.

Leadenhall in the City of London is one of the great locations for London's modern architecture. It started with the Lloyds Building around 30 years ago; since then many other massive buildings have been developed in the area.

The workshop group practising perspective composition at Leadenhall.



A focus of our London Workshops is architecture, both outside and interiors. Places such as the Kings Cross Station roof provide great opportunities for architectural composition, as well as suitable in all weathers!

The Kings Cross Station roof

DORSET AND THE JURASSIC COAST

Includes: Day and Weekend Workshops

Dorset has some of our most amazing coastline, beautiful at day and night, and is certainly best known for its coastal landscape, most famously the Jurassic Coast. Each of Durdle Door, Man O'War Bay, Lulworth Cove, Portland Bill and more provide many great opportunities and some of the most striking coastal landscapes in the UK. There are also great inland locations such as Corfe Castle, White Hill Bridge, the town of Fareham and more.



Our Dorset workshops are on the shorter days of the year between October and March due to sunrise and sunset position on the coast and the availability of reasonable sunrise, sunset and night sky times.

The beautiful Man O'War Bay at dawn

Dorset is particularly spectacular at night, with clear, spectacular views of the night sky. Our workshops include plenty of time for capturing the night sky with dawn, dusk and night shoots.



A night view at Durdle Door

Our Dorset workshops include tuition and local transport only so you'll need to arrange your own accommodation; however, this is plentiful in the low season. Also, Dorset coastal workshop involves a fair amount of walking, much of it along steep cliff top walks and this is the only way to get to some of the locations. Therefore, you'll need a reasonable level of fitness and experience of walking coastal landscapes.

LOCATIONS IN SCOTLAND AND THE ENGLISH BORDERS

NORTHUMBERLAND AND NEWCASTLE

Includes: Choice of 2,3 and 4 Days

Northumberland is my favourite place outside the Brecon Beacons (which I have a bias about anyway!)! A great mix of dramatic coastline, castles, heritage, inland landscape and the City of Newcastle; it has everything! My workshop here is very flexible, with 2,3, and 4 Day options. Because of that, and due to the geographical spread, I don't include accommodation, preferring to give clients the option of choosing their own. Personally, I prefer to camp and anyone else who wishes to do so is welcome to join me!



The first two days are spent exploring the Coastline, with amazing locations from Lindisfarne to Bamburgh. The coastline is characterised marshes, rock structures and its castles.

On Day 3 we go inland to Hadrians Wall, one of the UK's most famous landmarks. We visit to highest stretches, basing the day from The Sill, a new visitor centre at Once Brewed.

Our 2018 group preparing for dawn at Hadrians Wall



Day 4 is spent in the city of Newcastle, with its great riverside, bridges and both modern and historic architecture. We'll be there at dawn and continue through the day, or include a night shoot at the end. The day at Newcastle is on the Sunday as it is much quieter and easier to get around.

The famous Tyne Bridge at Newcastle captured with a Long Exposure image

THE ISLE OF SKYE AND SCOTTISH HIGHLANDS

Includes: Short Breaks of 4/5 Days


Our Isle of Skye workshops are in November and February / March. Short days give us the opportunity of winter conditions and great light as well as late sunrises and early sunsets and the ability to shoot all day long! Skye is an extraordinary place, with a huge range of photographic locations, known and less known. Our workshops are based at Allt Dearg, a cottage in a stunning location at the base of the Cuillin Mountains.



Our Autumn Snowdonia workshop includes accommodation at a beautiful farmhouse near Porthmadog and has a 4/5 day and ¾ day option. You'll see a real mix of landscapes throughout the National Park, including a visit to Anglesey with its history and stunning coastal scenery. They also include castles, woodlands and waterfalls, for a great photographic experience.

Our base at Allt Dearg Cottage is in at heart of Skye on the river Sligachan at the base of the Cuillin Mountains. It's a central spot of all the wonderful locations on the island as well as being a great subject in its own right.

Allt Dearg is in the background with this view.



The Quiraing is a fabulous 'Must see' spot on Skye and a location we always go to. and waterfalls, for a great photographic experience.

Our November 2018 group at The Quiraing

.....AND FINALLY

With all workshops, you're guaranteed to have a great time and learn so much about photography. Please feel free to ask any questions before booking a space on any workshop and we'll always do our best to help.



CONTACT:

Nigel Forster

Creative Photography Experience

Email: info@creativephotographytraining.co.uk

Telephone: 07815 089835 / 01874 676402



<https://www.facebook.com/creativephotoexperience>



<https://www.instagram.com/nigelforsterphotography>

www.creativephotographytraining.co.uk