

Event ID 29620

adnec
centre
abu dhabi
مركز أدنيك أبوظبي

Abu Dhabi Infrastructure
Summit (ADIS).

adnec.ae

TRAFFIC
PLAN

General Information

ADNEC Access Control Areas: Required documents (According to the UAE Labour Law)

- **Contractors and sub-contractors:**

Contractors who sub-contract must present official agreement in writing between two parties, under the official agreement of “Subcontract Agreement No.” (Official form is available at any UAE bookshop) and must be signed with the company stamp of the two parties in order to be accepted by ADNEC access control areas.

Note:

1. Organizers, Exhibitors and Contractors violating the UAE Labour Law policy will be sentenced to one month in jail plus fine of up to 50,000AED (per person).
2. The UAE Immigration Control Department make regular inspection at ADNEC.
3. ADNEC Security team is responsible for the access control to the building. Access will only be granted with proper identification requirements (valid Emirates ID + copy of temporary visa).
4. All rules and regulations must be strictly adhered to.

Labourers



*Personal Protective
Equipment with appropriate
badge*



Emirates ID



*Photocopy of UAE (temporary) visa
indicating sponsor's name*

your journey

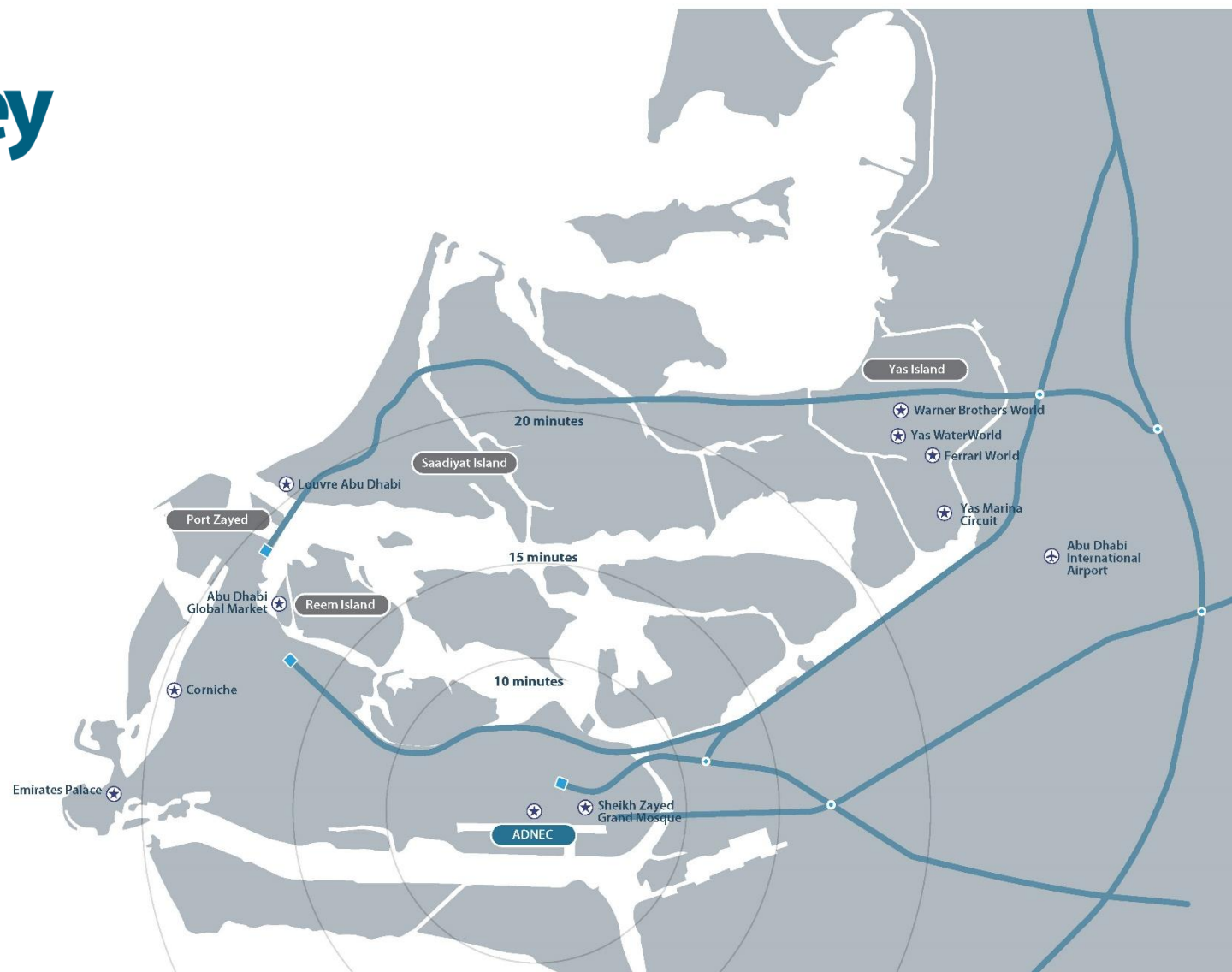
travelling to ADNEC

The Abu Dhabi National Exhibition Centre is located in the capital city's Diplomatic District off Airport Road and Khaleej Al Arabi Street; it is easily accessed by a well developed network of roads.

The exhibition centre is situated:

- 20 minutes from Abu Dhabi city centre / Corniche
- 15 minutes from Abu Dhabi International Airport
- 50 minutes from Jebel Ali, Dubai

For detailed information on getting to ADNEC, including directions from Dubai, visit: www.adnec.ae/travel.



- From Dubai via E10
- From Dubai via E20
- From Al Ain via E22
- Alternative route via Shk. Zayed Bridge

Guidelines

Contractor Badge :

Following Contractor Wristband regulations must follow at all times:

- Badge will be issued upon wearing complete PPE.
- Contractor must wear their Badge at all times while in ADNEC Location.
- Wristband must be visible at all times, chest area and on top of safety jacket or uniform.
- In case of Lost Badge, inform the Working Station Area; the Contractor will pay the charge of re-issue the Wristband which is **AED 25.00**.



Contractor Badge will be color coordinated depending on the requested days:

Description	Color
1 Day	Wristband

For any concern contact +97124064444 for 24/7

Locations



Guidelines

Loading and Unloading (*Terms and Conditions*)

- Loading and Unloading must attend the holding area with vehicle registration card and location information .
- Loading and Unloading must completed within the allocated time; vehicles must leave after the allowed period (**Vehicles parking beyond the allocated time limit is liable to pay additional charges incurring on the excess time.**)
- Each Loading will have color code in the map , please make sure with location (Hall or VE door number to provide you the right access pass.
- Parking is prohibited at front side of VE doors, fire doors, lifts and yellow hashed areas.

Site Map with color Code



Loading Bay Access & Time Restrictions:

VEHICLE TYPE	TIME	RATE(AED)
Car	30 minutes	25
Pick-up	45minutes	35
7.5 tone	60 minutes	45
40 foot trailer 18-50 tone	60 minutes	55



Vehicles parking beyond the allocated time limit is liable to pay additional charges incurring on the excess time.

Guidelines

Parking Information (*Loading and Car Parking*)

- A permit is given to vehicles to the loading area for LOADING and UNLOADING activities only within allowed time frame.
- Vehicles should be parked in the multi-story car parks. (charges apply regardless of the status of event)
- Tickets must be carried at all times. (Lost tickets will be charged 150AED)
- Payment machines are situated before the elevator of the car parks upon exit.

Note:

1. Height restriction for multi-story car park is 2.2 meters.
2. Misuse of the multi-storey parking or any parking spaces within ADNEC perimeter will be given necessary action by the Abu Dhabi Police / Authorities.
3. For any questions or concerns, you may contact +971 2 406 4444 (24/7 hotline)

Multi-storey Parking Tariff:

Time	Rate
0 – 30 minutes	FREE
30 minutes – 60 minutes	20 AED
1 hour – 8 hours	40 AED
8 hours – 10 hours	50 AED
10 hours – 12 hours	60 AED
12 hours – 24 hours	80 AED

Loss tickets for the multi- story parking charges will be AED 150 & misuse the multi-story parking or any parking around ADNEC perimeter will be take necessary action and will involve the authority to take action. For any concern contact +97124064444 for 24/7

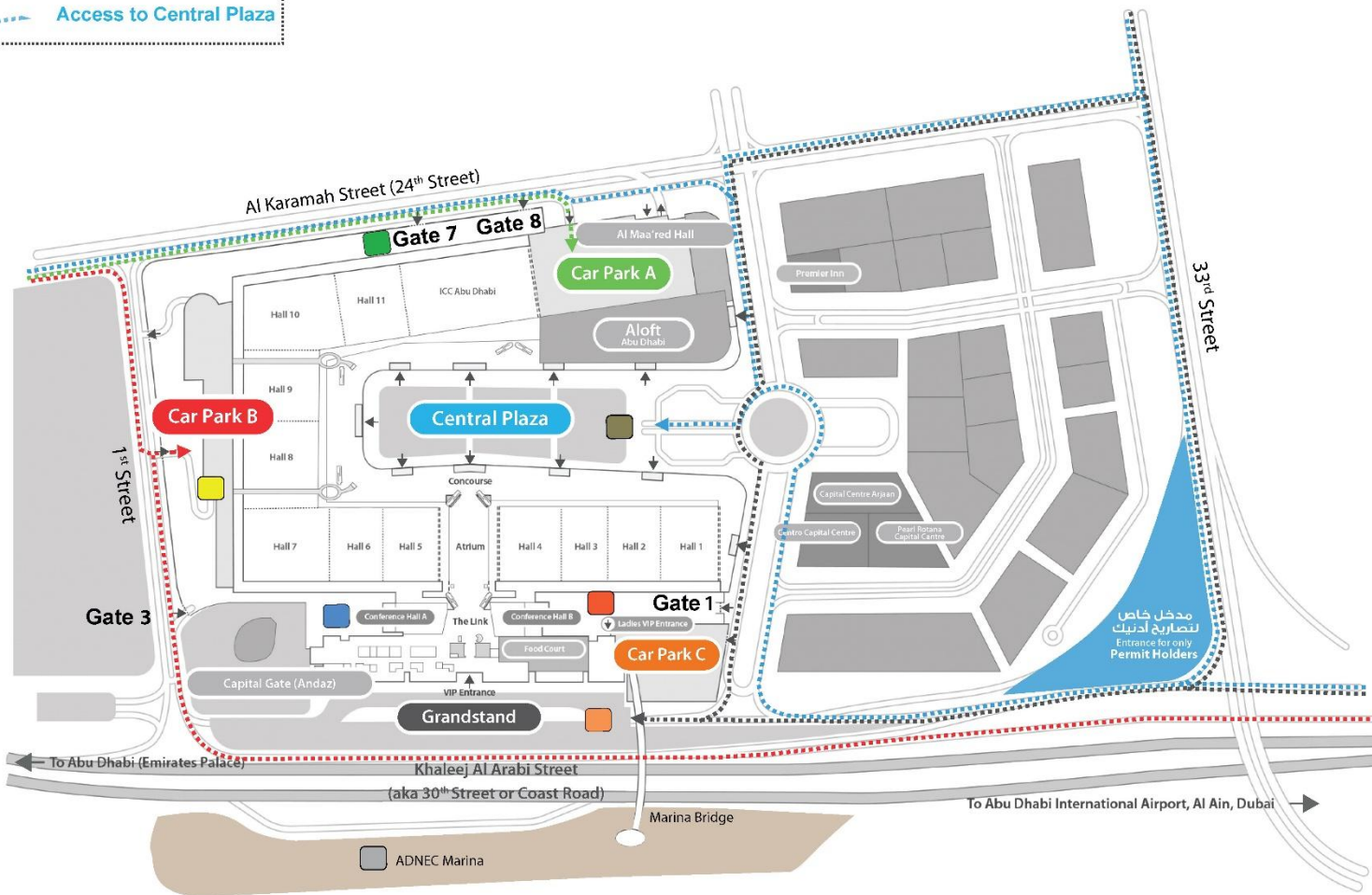


Parking at ADNEC 8

--- Access to Car Park A
--- Access to Car Park B
--- Access to Grandstand
--- Access to Central Plaza

ACCESS PASS CODES

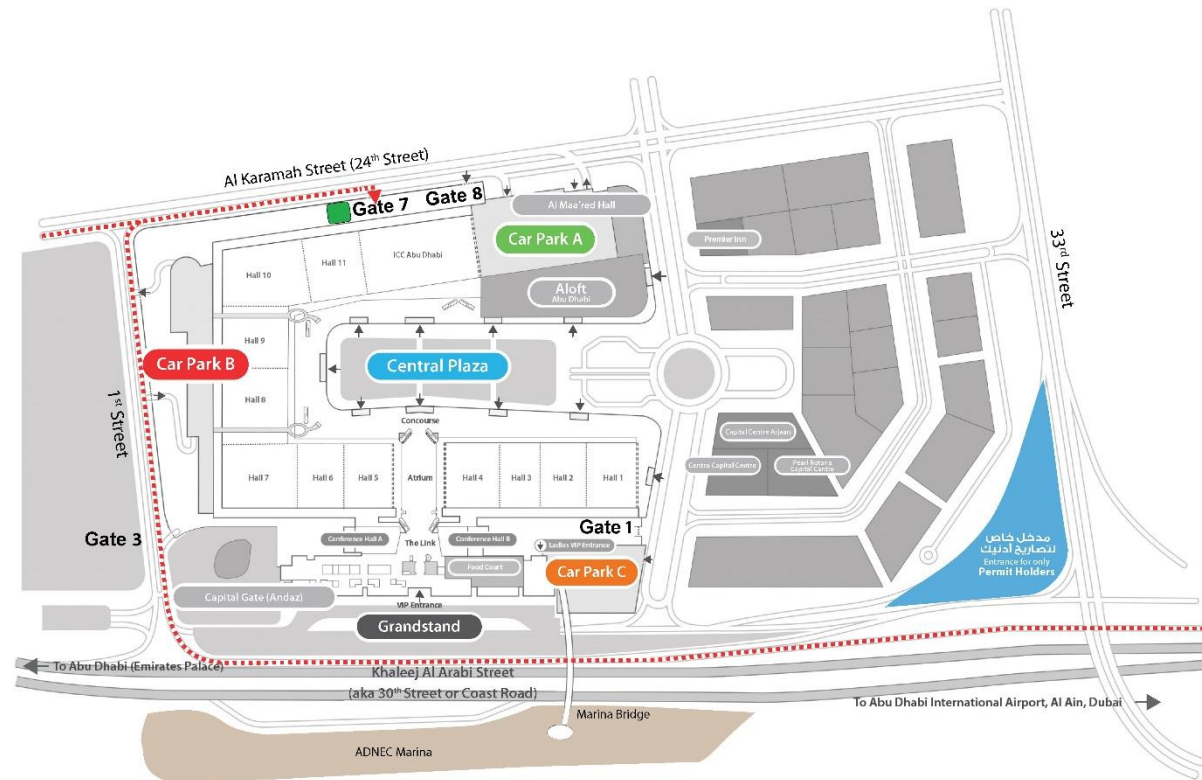
L/1	L/2
L/3	L/4
CP1	G5
Marina	Service



ACCESS PASS CODES	
L/1	L/2
L/3	L/4
CP1	G5
Marina	Service

Must follow the first side of Build-Up and Break-Down Terms and Conditions.
This is based on a first-come first-served basis.

- All trucks must go to Holding area under the bridge First arrival to get the access pass to access **gate 7 for Loading Bay 4**, so we can ensure the smooth management of traffic in the loading bays.
- ALL drivers are to submit their vehicle registration card or driving licence, to issue the access pass with payment receipt.
- If the time limit is exceeded a fine will be imposed, Vehicles parking beyond the allocated time limit is liable to pay additional charges incurring on the excess time.
- Color code of the loading bay 4 for hall 10.2 to ICC 12 is **Green**
- ALL vehicles accessing the loading bays, must adhere to all ADNEC rules & regulations as says in the general information in the page 2 – 6 .

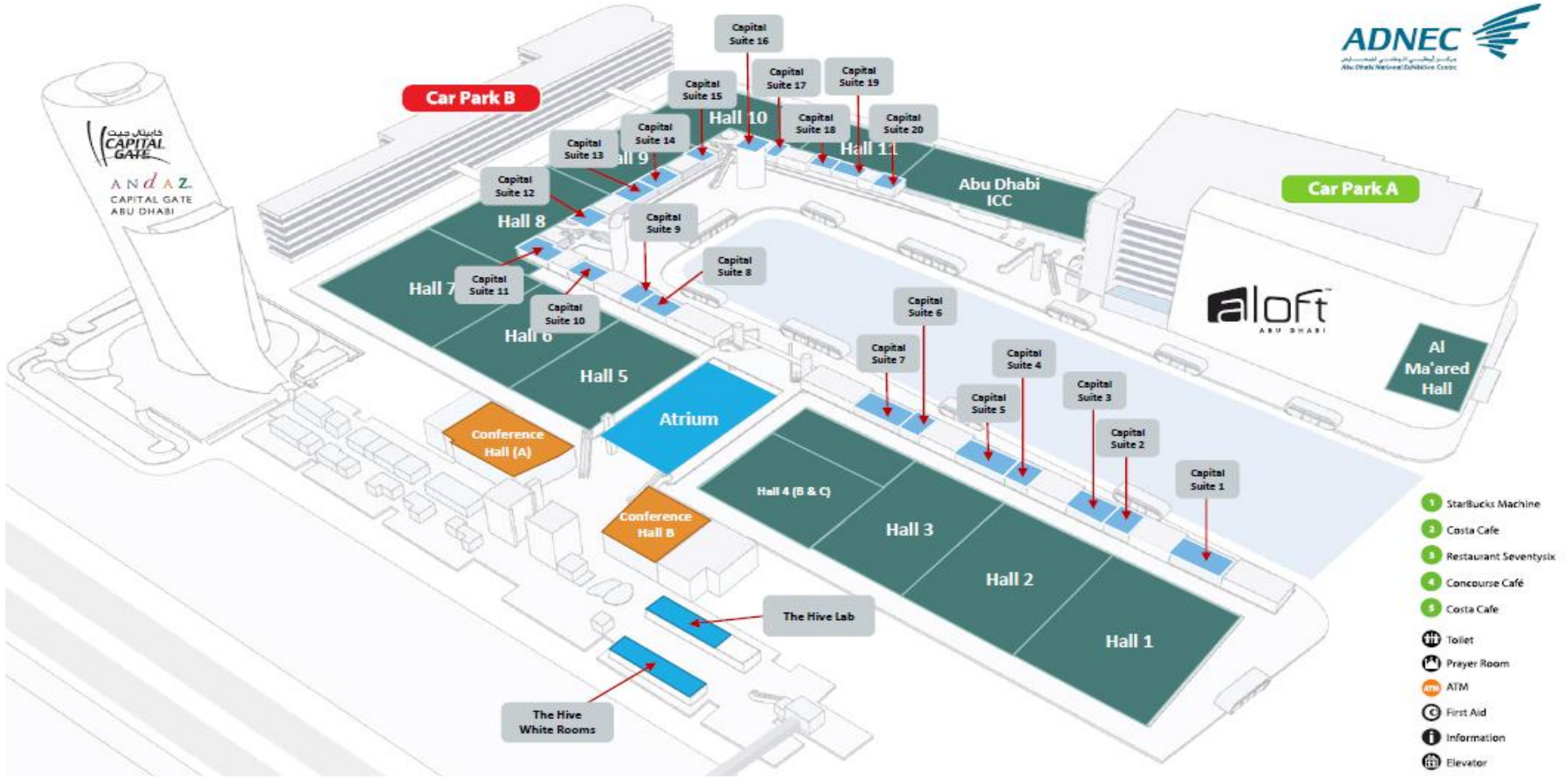


Exhibition Halls	Build-Up
ICC	9th May To 11th May 2026

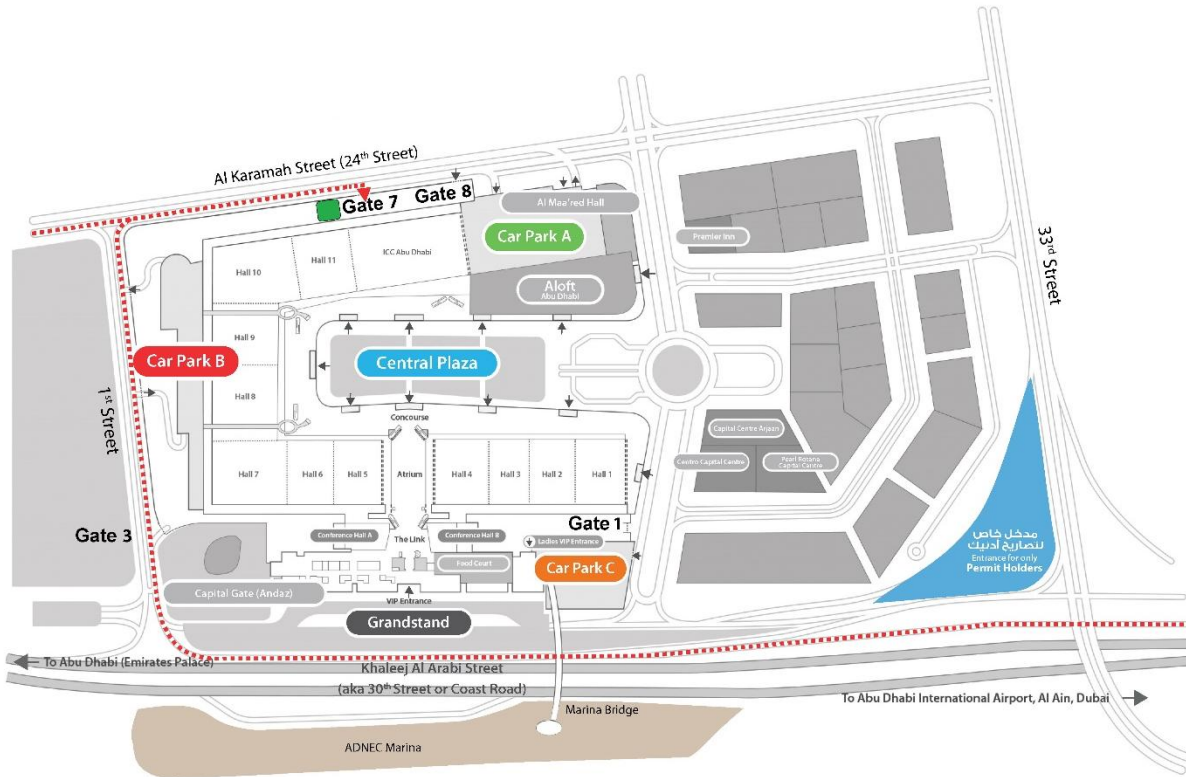


- VIP, Visitors Drop Off & Pick Up Point Entrance Pod (K).
- Visitors Drop Off & Pick Up Point Entrance Pod (A)
- Parking CPA & CPB
- CP1 Parking (TENT)
- Grandstand will use as VIP overflow parking

Exhibition Halls	OPEN	OPEN	OPEN	OPEN
ICC	12 th May 2026	-----	-----	-----> 14 th May 2026



- 1 Starbucks Machine
- 2 Costa Cafe
- 3 Restaurant Seventysix
- 4 Concourse Cafe
- 5 Costa Cafe
- TT Toilet
- PR Prayer Room
- ATM ATM
- CA First Aid
- I Information
- E Elevator



ACCESS PASS CODES	
L/1	L/2
L/3	L/4
CP1	G5
Marina	Service

Must follow the first side of Build-Up and Break-Down Terms and Conditions.
This is based on a first-come first-served basis.

- All trucks must go to Holding area under the bridge First arrival to get the access pass to access **gate 7 for Loading Bay 4**, so we can ensure the smooth management of traffic in the loading bays.
- ALL drivers are to submit their vehicle registration card or driving licence, to issue the access pass with payment receipt.
- If the time limit is exceeded a fine will be imposed, Vehicles parking beyond the allocated time limit is liable to pay additional charges incurring on the excess time.
- Color code of the loading bay 4 for hall 10.2 to ICC 12 is **Green**
- ALL vehicles accessing the loading bays, must adhere to all ADNEC rules & regulations as says in the general information in the page 2 – 6 .

Exhibition Halls	Break Down
ICC	15th May 2026