

## SHELL SCHEME EXTRAS FORM

### PATS TELFORD - 25-26 SEPTEMBER 2022



**CONTACT:** Robyn Richards  
**t** 01264 365 550  
**e** RRichards@showlite.co.uk  
**www.showlite.co.uk**

#### Invoice Details

Purchase Order No:	
Invoice Company Name:	
Invoice Contact name:	
Invoice Address:	
Post Code:	
Tel No:	
VAT Number:	
Email Address for invoice:	

#### Stand Details

Stand Type:	Shell Scheme <input type="checkbox"/> Space Only <input type="checkbox"/>
Exhibiting Company Name:	
Stand Number:	

**A 20% surcharge will be applied to all costs listed below on orders received after: 26/08/2022**

**Please specify the position of each item using the grid overleaf:**

	Cost	Quantity	Total cost
Wall Panel - 2.5m (h) x 1m (to match shell scheme)	£78.50		
Door Section 2.5m (h) x 1m to match shell scheme	£91.00		
18mm MDF Infill panel, to allow for wall mounting of TV's or products. Max weight 35kg	£89.00		
Slatwall Panel to replace standard wall panel ( <i>please contact us if you require hooks for slatwall</i> )	£63.00		
Flat shelf - 1m long x 300mm deep	£26.50		
Sloping shelf - 1m long x 300mm deep	£26.50		
Hat & Coat hooks fixed to wall	£28.00		
Curtained entrance 2.5m (h) x 1m (w), white or black, please specify colour:	£71.50		
White muslin ceiling per sqm (stand Size:    m x    m)	£14.00	sqm	

#### RAISED PLATFORM FLOORS & FLOORCOVERING UPGRADES

	Cost	Quantity	Total cost
40mm high raised platform floor, with aluminium angled edging ( <i>excludes floorcovering</i> )	£30.00	sqm	
<i>Please inform us of the reason for the platform, restrictions apply, not suitable for plumbing or air supply</i>			
Shell Scheme carpet colour change ( <i>please contact us for digital swatch card</i> ) See separate form for Space Only	£12.00	sqm	
Premium Floorcovering - Vinyls, Woodplank vinyl, Velour	£19.00	sqm	

#### **ADDITIONAL STANDFITTING EXTRAS FROM PAGES OVERLEAF** Please enter the description and code if applicable

*If you wish to order graphics for any of these items, please use the Graphics Order Form, or Contact Us to discuss further*


We also have a large range of graphic print options, built in furniture options and stand upgrades to maximise your presence at the show, please contact us for further details.

**SUB TOTAL**

**VAT 20%**

**TOTAL**

**Goods/Services will not be provided unless fully paid for in advance. If you wish to pay by Credit/Debit Card please call +44 (0) 1264 365 550 when you have received the invoice**

**Please note all orders are subject to availability, and stock is not reserved until full payment is made.**

Cheques made payable to **Showlite Ltd**. BACS details will be available on your invoice, alternatively please contact us for details. By completing this order form, you are agreeing to our Terms and Conditions. For a copy please contact us on 01264 365550.

**showlite<sup>+</sup>**

**SHOWLITE LTD**  
 Suite 2, Fosse House,  
 East Anton Court,  
 Andover, Hampshire  
 SP10 5RG


# showlite<sup>+</sup>

## ADDITIONAL SHELL SCHEME INSTRUCTIONS



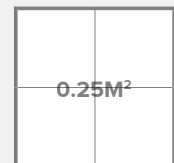
CONTACT: Robyn Richards  
t 01264 365 550  
e RRichards@showlite.co.uk  
[www.showlite.co.uk](http://www.showlite.co.uk)

■ Please indicate on the below grid the position of any items ordered and any height measurements for shelves or rails



FRONT OF STAND

### GRID OPTIONS



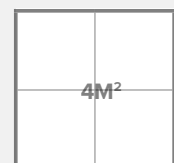
0.25M<sup>2</sup>

3X3 STAND




1M<sup>2</sup>

6X6 STAND



4M<sup>2</sup>

12X12 STAND

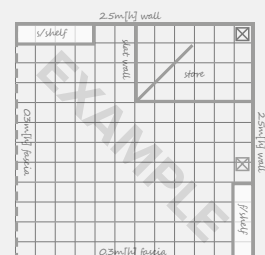


PLEASE HATCH  
UNUSED SPACE

STAND NUMBER

COMPANY NAME

ADDITIONAL NOTES



Please send your completed form to [RRichards@showlite.co.uk](mailto:RRichards@showlite.co.uk)

\* Unless supplied with this drawing the installation will be fitted at the stand builder's discretion.  
Any complaints or faults regarding the install must be reported in writing before the close of the exhibition

The below options are dependent upon Organiser approval.

Should you require the removal of the shell scheme perimeter fascia and ceiling grid, the below options are available to ensure the walls are self-supporting and structurally sound. All requests for removal of fascia & grid must be approved prior to a booking being confirmed

*Please Note the graphics illustrated on each option below can be ordered using the Graphics Order Form*



Image illustrates support tower with graphic print infills



Image illustrates support tower with graphic print overlays

### SUPPORT TOWERS

1m wide x 0.5m deep x 2.5m high support tower (no access inside). Contact us for access options.

**£150.00 per 1m wide tower** (Tower(s) required to each wall, wider towers or multiple towers will be required on walls longer than 3m) Prices exclude graphics. Graphics (infills or overlays) can be ordered using the Graphics Order Form



Image illustrates section print 1m x 1.5m above each counter



Image illustrates walling & counters with Flush fitting overlay graphics

### SUPPORT COUNTERS

1m wide x 0.5m deep x 0.9m high counter with 1 x fixed shelf inside, white top and sliding access doors

**£100.00 per counter** (Counter(s) required to each wall, multiple counters will be required on walls longer than 3m) Prices exclude graphics, which can be ordered using the Graphics Order Form



### ANGLED WALL & STORE

Angled end wall with 2m x 1m store room, including lockable door, 1 x fixed shelf inside store, and wall mounted coat hooks. Angled wall can be upgraded to become suitable for fixing a wall mounted TV onto, contact us for options

**£250.00 per store** Prices exclude graphics, which can be ordered using the Graphics Order Form

# Counters, Desks & Plinths

## FREESTANDING CUPBOARD 1m WIDE

Order Code: D1

- 1m(w) x 0.5m(d) x 0.9m(h)
- White panels to sides & front
- White sliding doors to rear
- White melamine top
- Also available with graphics:



Infill graphic print



Overlay graphic print



£100.00

excluding graphics

## BUILT-IN CUPBOARD 1m WIDE

Order Code: D2

- 1m(w) x 0.5m(d) x 0.9m(h)
- White panels to sides
- White sliding doors to front
- White melamine top



£100.00

excluding graphics

## FREESTANDING CUPBOARD 2m WIDE

Order Code: D4

- 2m(w) x 0.5m(d) x 0.9m(h)
- White panels to sides & front
- White sliding doors to rear
- White melamine top
- Also available with graphics:



Infill graphic print



Overlay graphic print



£175.00

excluding graphics

## DOUBLE FRONT 'L' SHAPE DESK

Order Code: D5

- 2x1m(w) x 0.5m(d) x 0.9m(h)
- White panels to sides & fronts
- 2x 0.5m (w) open sections to rear
- White melamine top
- Also available with graphics:



Infill graphic print



£160.00

excluding graphics

## 1m x 1m TRIANGLE COUNTER

Order Code: D6

- 1m(w) x 1m(d) x 0.9m(h)
- White panels to fronts
- White sliding doors to rear
- White melamine top
- Available as built-in or freestanding
- Also available with graphics:



Freestanding with  
Infill graphic print



Freestanding with  
Overlay graphic print



£125.00

excluding graphics

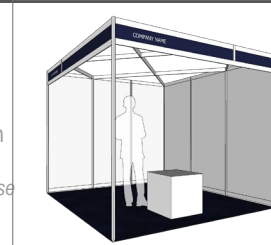
## MDF PLINTHS

Order Code: PL60

- 600mmx600mmx600mm
- MDF construction
- No access inside
- Paint finished white or black as standard, specific RAL colour finish available upon request
- Also available with graphics (please contact us for options)
- Bespoke sizes made to order



Graphic print wrap



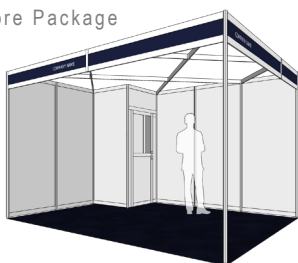
£125.00

excluding graphics


# STORAGE ROOMS

If you would benefit from a larger storage space, why not consider one of the options below? For further details please contact us.

1m x 1m Store Package  
£125.00



Angled Wall  
Store Package  
£245.00



Corner & Angled Wall  
Store Package  
£245.00

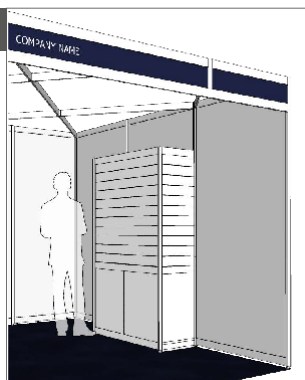


## Slatwall & Shelving

### SLATWALL TOWER WITH STORAGE

- 1m (w) x 0.5m (d) x 2m (h)
- Storage cupboard to base
- White slatwall 110cm high x 95cm wide to front
- White slatwall to both sides 110cm high x 45cm wide
- Available as a freestanding unit or fixed against the wall

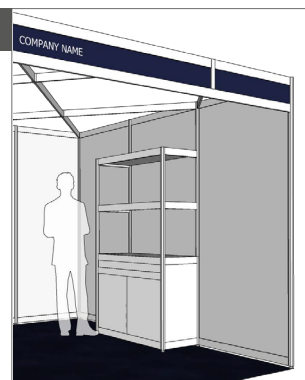
Order Code:  
SLT1 Unit Cost  
**£180.00**



### SHELL SCHEME STORAGE & SHELVING

- 1m (w) x 0.5m (d) x 2m (h)
- Storage cupboard to base
- White melamine shelves 95cm x 45cm
- Available as a freestanding unit or fixed against the wall

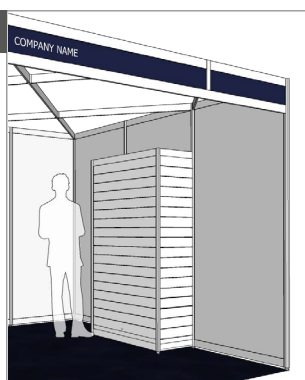
Order Code: SHU1  
Unit Cost **£150.00**



### SLATWALL TOWER

- 1m (w) x 0.5m (d) x 2m (h)
- Storage cupboard to base
- White slatwall 110cm high x 95cm wide to front
- White slatwall to both sides 110cm high x 45cm wide
- Available as a freestanding unit or fixed against the wall

Order Code: SLT2  
Unit Cost **£150.00**



### SHELL SCHEME SHELVING UNIT

- 1m (w) x 0.5m (d) x 2m (h)
- White melamine shelves 95cm x 45cm
- Available as a freestanding unit or fixed against the wall
- Available at 0.5m deep (visualised here) or 1m deep

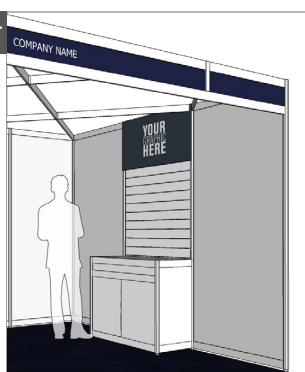
Order Code: SHU2  
Unit Cost **£150.00**



### SLATWALL PANEL & CUPBOARD & PRINT

- 1m (w) x 0.5m (d) x 0.9m (h)
- Storage cupboard
- White slatwall 110cm high x 95cm wide
- Graphic print 1m x 40cm high
- Available as a freestanding unit or fixed against the wall

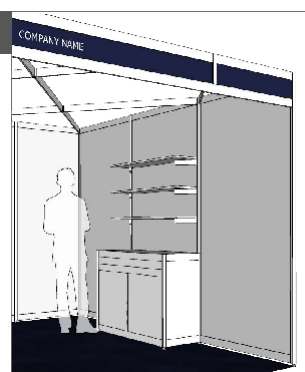
Order Code: SLT3  
Unit Cost **£225.00**



### BUILT IN CUPBOARD & SHELVES

- 1m (w) x 0.5m (d) x 0.9m (h)
- Storage cupboard
- 30cm (d) White melamine shelves fixed to shell scheme
- Sloping shelves also available

Order Code: SHU3  
Unit Cost **£150.00**



## SLATWALL ACCESSORIES

### Hooks, brackets, acrylic shelves + more !

Please contact us for the range of slatwall accessories we have available. Our Customer Services Team are ready & waiting to help you achieve the best possible stand display, and can guide & advise you on the range of products available.