



# HANDY HINTS

WHEN ARRIVING BY CAR

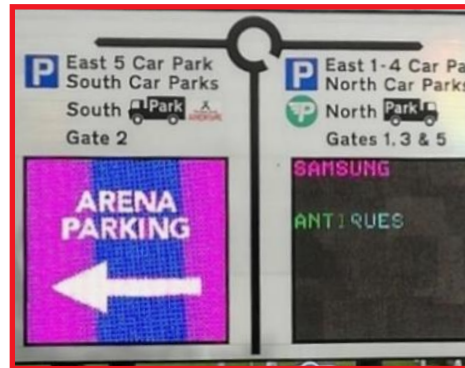
**nec**  
the [nec.co.uk](http://nec.co.uk)



# Getting to the nec

The Postcode for the NEC is **B40 1NT**

- You'll find us clearly signposted from all motorways and major routes including the M42, M40 and M6.
- When you arrive at the NEC don't follow your satnav instructions, follow the signage.
- Directions to events and concerts will be via the electronic signage. These will direct you to the car park allocated for that event, an example of this is shown to the right.



# The nec

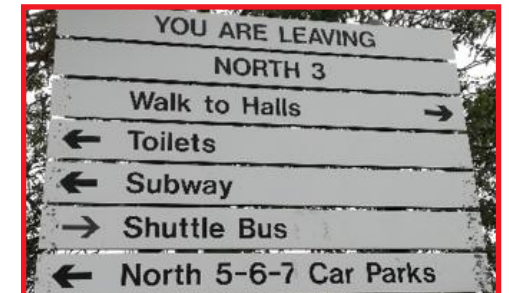
- Follow the show name signage to the relevant North/East/South car parks.
- When approaching the allocated car park, traffic marshals will be available to direct you to the parking area.
- Once out of the car, take a moment to note which car park and zone you are in, you can take a photo of the zone you're in to help remember where you have parked.



- Around the perimeter of each car park there will be signage, follow the signs to exit the car park and walk to the bus stop. Or, if you prefer to walk to the NEC, continue along the foot path.



- If you choose to walk to the venue from the car park, there are electronic signs and boards directing you onto the correct footpath you need to follow.




- Look at your ticket or confirmation email for the hall number for your event (or follow directions to the arena).

Pay for your  
**parking**  
online

You can save money by pre-booking parking online up to midnight the day before your visit  
[www.thenec.co.uk/visitors/parking](http://www.thenec.co.uk/visitors/parking)



- You will see fingerposts around the site. Each fingerpost will show you which direction the halls/car parks/toilets etc are. Walking times to our venues are also detailed.



- Car Park attendants will be in all open car parks, please look out for them for assistance.
- A free shuttle bus service is provided during the open period of our events.
- Each shuttle bus stop in use will have a staff member from the Welcome Team to help you if needed.



- Within each bus stop there is a site map of the NEC and an electronic screen, the buses run on a loop and arrive approximately every 15 minutes.
- On entering the venue, overhead digital signs will direct you to the event or show you are attending.



- The Red section on the screen directs you to the facilities available at The NEC, e.g. Toilets. For shows and events, follow the directions provided by the white area.

# Parking payment

Pre-paying for parking is available and comes with many benefits, including saving money and avoiding payment queues on the day. To pre-book please visit [www.thenec.co.uk/visitors/parking](http://www.thenec.co.uk/visitors/parking) up to 23:59 the day before your event.

- Parking payment machines are only located inside the NEC and not in the car parks. No ticket is issued on entering the carpark.
- The payment machines accept cash or card.
- Please select the option for a receipt if you require one.

**Car parking tickets made simple**  
No registration number required, simply:

- 1) Select your show.
- 2) Print a receipt, if you require one.
- 3) Make your payment.
- 4) Collect your issued ticket.
- 5) Hand your ticket to the attendant as you leave the car park.



**Don't forget to pay for your parking before you leave**  
(There are no payment machines in car parks)  
The nearest payment machines are located at the top of the stairs by hall 1 or by hall 4

**nec**  
thenec.co.uk

Pay for your **parking** online

- If you need assistance, there is a square help button on each machine.
- You will need to hand your ticket to the attendant on exiting the car park.
- If you would prefer, you can pay online for your parking at any point during your visit [www.thenec.co.uk/online-parking](http://www.thenec.co.uk/online-parking)



HELP BUTTON

# EV charging

- There are 22 'free to charge' EV charging spots available on a first come first served basis.
- To guarantee a spot, there are 8 pre-bookable spaces located in NEC Express 1 car park: [parking.thenec.co.uk/NECBirminghamBooking](http://parking.thenec.co.uk/NECBirminghamBooking)
- If you have booked an EV charging space, please look for the EV charging signs and follow to the appropriate parking area.
- The EV charging areas are in selected car parks across the site, with an approximate 5 – 15minute walk to the venue depending on which car park you have parked in.
- **Please note:** The charge points require a type 2 connector lead and the use of the **Centrica EVS App** - downloadable from app stores



# Express parking



- Express parking is the perfect option if you wish to park closer to the venue with easy access to the halls during the day and a quicker exit from the show. Available to book online up to an hour before arrival at [www.thenec.co.uk/online-parking](http://www.thenec.co.uk/online-parking)
- To access the Express parking area, you will need to approach Gate 1 for shows taking place in Halls 1 – 5 (Piazza) or Gate 3 for shows taking place in Halls 6 – 20 (Atrium)
- Parking is valid from 0800 – 1830
- Express parking is permitted for cars and people carriers only.
- Follow the Express Parking signage to direct you to the relevant parking area.
- There are 2 Express parking areas onsite, NEC Express 1 (Piazza side) and NEC Express 3 (Atrium side)

