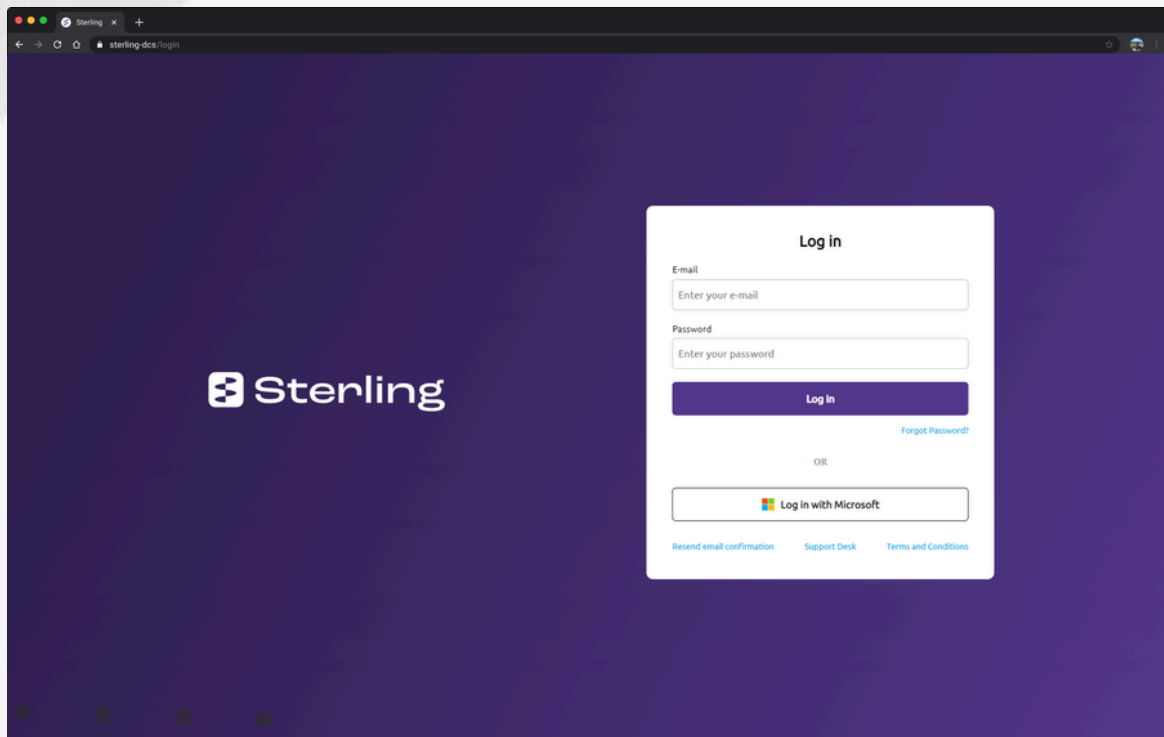


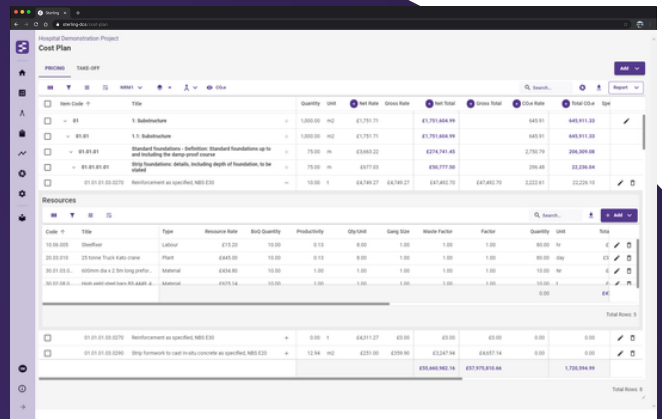
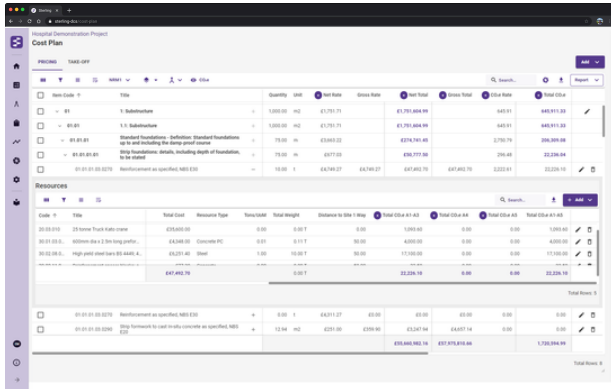


# Collaborative, integrated and efficient cost & carbon estimating



# Carbon

- Auditable & accountable
- PAS 2080 Aligned
- Integrations with 2050 Materials & Building Transparency's EC3
- Dual Currency - Manage your Cost & Carbon together

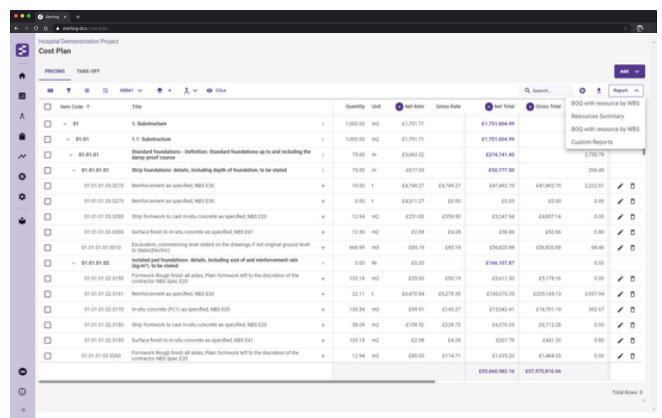


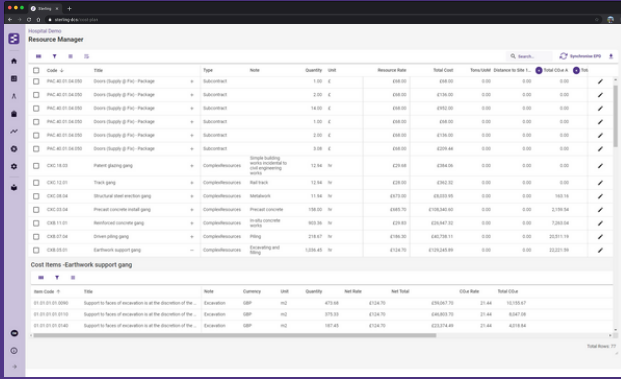
# Cost

- Top Down & Bottom Up - Price at the Resource level or Cost Item level
- Add to / from Libraries
- Complex Resources enable quick use of groups of Resources

# Data

- Export / Import
- API Integrations:
  - Autodesk Construction Cloud Docs & Cost
  - Procore
  - SharePoint
  - DropBox
- Migration / Support



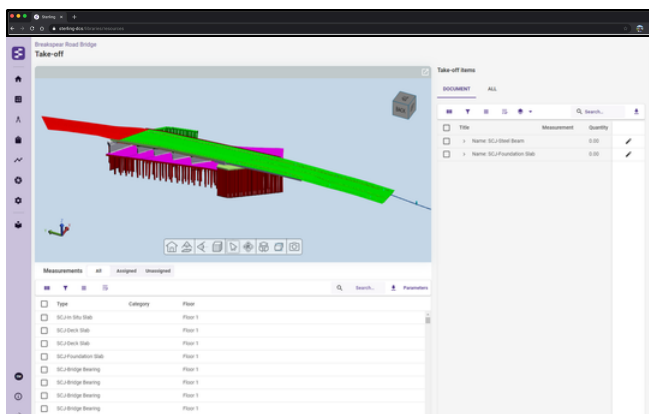
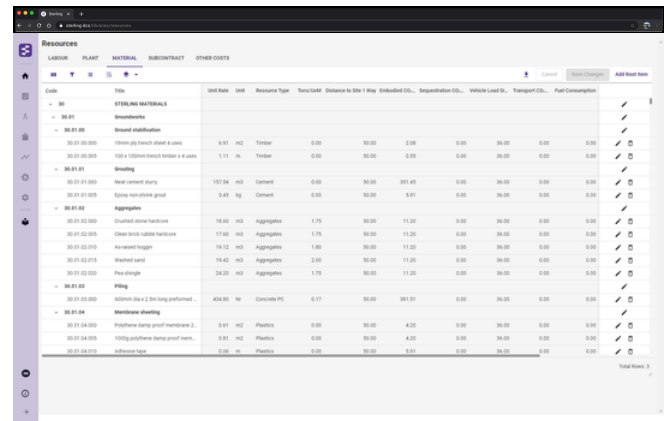


# Estimating

- Apply multiple levels of mark-up in Sterling Finalisation
- Resource Manager empowers you to manage Cost & Carbon at the resource level
- Pivot to multiple Breakdown Structures

# Libraries

- Cost & Carbon Resource Library
- Industry Standard Breakdown Structures including ICMS, NRM1/2, SMM7, CESMM4, RMM1/2, HMM (MCHW) & Custom Structures
- Centralised Libraries
- Complex Resources Library

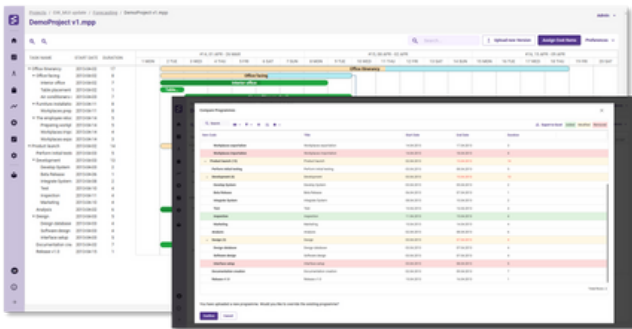
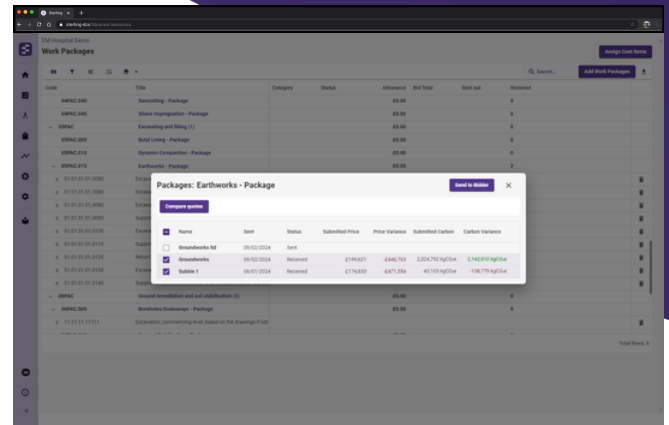


# Take-off

- Manual, 2D and 3D Take-off
- PDF, DWG, DWF, DXF, DGN, IFC, RVT, NWD and More!
- Intelligent Revisioning with colour coded comparison of design changes, and see the quantity, cost and carbon changes before applying them!
- Formula driven quantities

# Bid Manager

- Invite Delivery Partners to bid online in Sterling
- Allow below the line items with spreading, and insert artificial bidders for more intelligent comparison
- Compare bids side by side
- Set a preferred bidder to automatically update the cost and carbon values in your Cost Plan

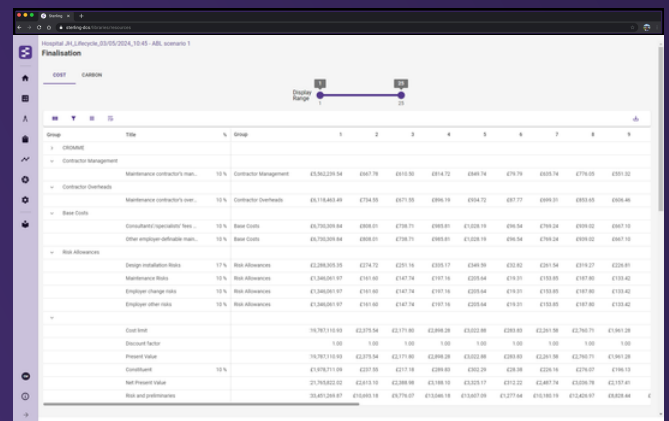


# Forecasting & Scheduling

- Import from Primavera, MS Project or excel, or create own manual programme
- Assign Cost Items to your activities
- Compare programme revisions
- View Cost & Carbon summary
- View resource histogram
- Compare programme revisions
- Inflation and timeline estimating

# Life Cycle Cost & Carbon

- Aligned to RICS WLC Assessment 2nd Edition
- Net Present Cost & Carbon
- CROME assignment with planned and reactive maintenance



# Reporting Engine

- Simple export
- Out of the box report templates
- Custom report writer Included
- Customisable reports
- Project insights

The screenshot displays a web-based reporting interface for Sterling. The main content area shows a 'Cost and Carbon Report' for 'Client 1'. The report includes a table with the following columns: Date, Description, Unit, Price, and several cost-related metrics. The table contains multiple rows of data, including entries for 'Material', 'Labour', and 'Overhead' costs. The interface also features a sidebar with navigation options and a top navigation bar with search and filter icons.

## Coming soon Benchmarking

- Draw on current or historic project data, including supply chain pricing and productivity rates, across your Portfolio
- Compare data to make informed decisions and identify risks
- Provides enhanced bid comparison, quantity & scope analysis, inflation & location indices and parametric cost planning

## Coming soon More Integrations

- Aconex
- Asite
- and more...!

## Coming soon Risk & Change

Want to learn more?  
Book a demo today

[sterling-dcs.com](http://sterling-dcs.com)  
[info@sterling-dcs.com](mailto:info@sterling-dcs.com)

